


RoHS
Ready 

Industrie-Steckverbinder Heavy Duty Connectors



TE CONNECTIVITY TECHNOLOGY PORTFOLIO



● Connector Systems /
Electromechanical Components

● Relays

● Wireless Products

● Sensors

● Fiber Optic Products

● Wire & Cable

● Application Tooling

● Antennas, GPS Antennas,
Integrated Antenna Systems

● Circuit Protection Devices

● Tubing & Harnessing Products

● Touch Screen Displays

● Power Systems

● Electronic Modules

● Resistors & Inductors

● Battery Connectors &
Assemblies

● Heat Sinks & Thermal Solutions

● Switches and Knobs

● Identification Labeling Products

● Racks & Panels

● Smart Cards / Leadframes



TE Connectivity Online

The TE Connectivity website is an innovative and interactive source for application information, product updates and technical solutions.

Our step-by-step software makes our website intuitive and user-friendly to better serve you!

Please contact us at:

te.com

Product Information Centers

You've got questions? TE's Product Information Centers (PIC) will help you get answers.

Contact a technical product information specialist.

- Email us
- Call us
- Chat with us

Please go to te.com/help for more information.

Internet

te.com/products/HTS

Restriction on the Use of Hazardous Substances (RoHS)

At TE Connectivity (TE), we're ready to support your RoHS requirements. We've assessed more than 1.5 million end items/components for RoHS compliance, and issued new part numbers where any change was required to eliminate the restricted materials. Part numbers in this catalog are identified as:

RoHS Compliant

Part numbers in this catalog are RoHS Compliant, unless marked otherwise.

These products comply with European Union Directive 2002/95/EC as amended 1 January 2006 that restricts the use of lead, mercury, cadmium, hexavalent chromium, PBB, and PBDE in certain electrical and electronic products sold into the EU as of 1 July 2006.

Note: For purposes of this Catalog, included within the definition of RoHS Compliant are products that are clearly "Out of Scope" of the RoHS Directive such as hand tools and other non-electrical accessories.

Non-RoHS Compliant

These part numbers are identified with a "◆" symbol. These products do not comply with the material restrictions of the European Union Directive 2002/95/EC.

5 of 6 Compliant

A "●" symbol identifies these part numbers. These products do not fully comply with the European Union Directive 2002/95/EC because they contain lead in solderable interfaces (they do not contain any of the other five restricted substances above allowable limits). However, these products may be suitable for use in RoHS applications where there is an application-based exemption for lead in solders, such as the server, storage, or networking infrastructure exemption.

Note: Information regarding RoHS compliance is provided based on reasonable inquiry of our suppliers and represents our current actual knowledge based on the information provided by our suppliers. This information is subject to change. For latest compliance status, refer to our website referenced below.

Getting the Information You Need

Our comprehensive on-line RoHS Customer Support Center provides a forum to answer your questions and support your RoHS needs. A RoHS FAQ (Frequently Asked Questions) is available with links to more detailed information. You can also submit RoHS questions and receive a response within 24 hours during a normal work week. The Support Center also provides:

- Cross-Reference from Non-compliant to Compliant Products
- Ability to browse RoHS Compliant Products in our on-line catalog: te.com/customersupport/productcompliance
- More detailed information regarding the definitions used above


So whatever your questions when it comes to RoHS, we've got the answers at www.te.com/leadfree

RoHS
Customer
Support
Center 


Inhalt/Contents

| | | | Seite/Page |
|---|---|---------------|------------|
| Produkt-Übersicht/Product overview | | | 4 – 9 |
| Technische Hinweise/Technical information | | | 10 – 27 |
| Anschlussarten/Termination types | | | 28 – 31 |
| Crimpkontakte und Werkzeuge/Crimp contacts and tools | | | 32 – 44 |
| Kontakteinsätze/Contact inserts | Gehäuse-Serien/Housing series | Baugröße/Size | |
| HA.3, HA.4, HE-Q.5, HD.7, HN.D.7 | | 1 | 45 – 48 |
| | HA.3, HG-Q.5, EMV.3/4, HIP-K.3/4 | 1 | 49 – 54 |
| HG-Q 4+2, HG-Q 8, HG-Q 10 | HG-Q, HG-Q.EMV | 0 | 55 |
| | | 0 | 56 – 58 |
| HA.10, HD.15, HN.D.15 | HA.10, HD.15 | 2 | 60 – 62 |
| | | 2 | 63 – 65 |
| HE.6, HEE.10, HVT.8, HD.16, HN.2D.24, HSK 4+2 | HB.6, HB-KF.6, HD.16, EMV-K.6/16, HIP-K.6/16 | 3 | 66 – 72 |
| | | 3 | 73 – 80 |
| HE.10, HEE.18, HVT.14, HD.24, HN.2D.42, HMX 8/24 | HB.10, HB-KF.10, HD.24, EMV-K.10/24, HIP-K.10/24 | 4 | 81 – 86 |
| | | 4 | 87 – 99 |
| HA.16, HD.25, HN.D.25 | HA.16, HD.25 | 5 | 100 – 102 |
| | | 5 | 103 – 105 |
| HSB.6/35, HE.16, HEE.32, HVT.23, HD.40, HN.D.40, HSK.6+36, HN.2D.72, HMX 6/12, HMX 12/2, HMX 4/0, HMX 4/1 | HB.16, HB-KF.16, HD.40, EMV-K.16/40, HIP-K.16/40 | 6 | 106 – 114 |
| | | 6 | 115 – 126 |
| HA.32, 2xHN.D.25, 2xHD.25 | HA.32 | 7 | 127 – 129 |
| | | 7 | 130 – 131 |
| HSS.8+2, HMX.4/8, HE.24, HEE.46, HVT.35, HVT.48, HD.64, HN.D.64, HN.2D.108 | HB.24, HB-KF.24, HD.64, HD-KF.64, HD.108, EMV-K.24/64, EMV-KF/K.64, HI-KP.24/64, HIP-KF.24/64 | 8 | 132 – 138 |
| | | 8 | 139 – 151 |
| HA.48 | HA.48 | 9 | 152 |
| | | 9 | 153 – 154 |
| HSB.12/35, HE.32, HD.80, HN.D.80, HN.2D.144 | HB.32 | 10 | 155 – 159 |
| | | 10 | 160 – 165 |
| HA.64 | HA.64 | 11 | 166 |
| | | 11 | 167 |
| HE.48, HD.128, HN.D.128, HN.2D.216, HEE 92 | HB.48 | 12 | 168 – 171 |
| | | 12 | 172 – 174 |
| HF-Serie/HF series | | | 175 – 176 |
| Schutzkontakt-Serie/Schutzkontakt series | | | 177 |
| Quick-In-System/Quick-In-System | | | 178 |
| Schirmzubehör/Accessories for braided/shielded applications | | | 181 – 183 |
| Schutzhauben/Cover | | | 184 – 185 |
| Adapterbleche/Adapter plates | | | 186 – 187 |
| Kabelverschraubungen/Cable fittings | | | 188 – 193 |
| Modul System MDL/Module System MDL | | | 194 – 203 |
| Modul System HVS/Module System HVS | | | 204 – 213 |
| Bestellnummern mit Seitenangabe/Ordering Numbers with pages | | | 214 – 228 |

Gehäuse/Housings




Kontakteinsätze/Contact Inserts



| Serie Series | HA | HB | HD | HIP-K | EMV-K | HF | HG Q |
|--|-----------------------------|-----------------------------|---|--|---|----------------|------------|
| Merkmale Schmale Standard Serie | Breite Standard Serie | Hohe Standard Serie | Druckdicht Korrosionsgeschützt | Störspannungssicher Druckdicht Korrosionsgeschützt | Störspannungssicher Druckdicht Korrosionsgeschützt | Kunststoff | |
| Features <i>thin standard Series</i> | <i>wide standard series</i> | <i>High standard Series</i> | <i>pressure tight Corrosion protected</i> | <i>EMC Dense and pressure tight Corrosion protected</i> | <i>EMC Dense and pressure tight Corrosion protected</i> | <i>plastic</i> | |
| IP | 44 - 65 | 65 | 65 | 68 | 68 | 68 | 65 |
| Verriegelung Locking system | VS LB | VS LB ZB | VS LB ZB | SV | SV | SV | LB |
| | | | | VS = 2 Verschlussbüge / 2 lever locking LB = 1 Längsbügel / 1 locking lever ZB = 1 Zentralbügel / 1 central locking SV = 2 Schrauben / 2 Screws | | | |
| Baugröße Size | Seite Page | Seite Page | Seite Page | Seite Page | Seite Page | Seite Page | Seite Page |
| 1 | 49-50 | | | 53-54 | 53-54 | | 51-52 |
| Q | | | | | | | 56-58 |
| 2 | 63-65 | | 63-65 | | | | |
| 3 | | 73-78 | 73-78 | 79-80 | 79-80 | | |
| 4 | | 87-97 | 87-97 | 98-99 | 98-99 | | |
| 5 | 103-105 | | 103-105 | | | | |
| 6 | | 114-124 | 115-124 | 125-126 | 125-126 | | |
| 7 | 130-131 | | | | | | |
| 8 | | 139-149 | 139-149 | 150-151 | 150-151 | 176 | |
| 9 | 153-154 | | | | | | |
| 10 | | 160-165 | | | | | |
| 11 | 167 | | | | | | |
| 12 | | 172-174 | | | | 176 | |

| Serie Series | HA | HE | HEE | HD | HN.D |
|---|-----------------------------|-----------------------------|-----------------------------|--|--|
| Elektr. Kennwerte nach VDE Last/Signal Rating according VDE Power/signal | 250V 10A (size 1) 16A | 400V 16A | 500V 16A | 250V 10A | 250V 10A |
| Verschmutzungsgrad Degree of pollution | 3 | 3 | 3 | 3 | 3 |
| Anschlussart Type of terminals | Crimp/Screw/Spring | Crimp / Screw / Spring | Crimp | Crimp (stamped) | Crimp |
| Weitere Normen Additional standards | DIN VDE 0627 EN 61984 | DIN VDE 0627 EN61984 | DIN VDE 0627 EN61984 | DIN VDE 0627 EN 61984 DIN EN 175.301-801 | DIN VDE 0627 EN 61984 DIN EN 175.301-801 |
| Baugröße Size | Pole Pos. Seite Page | Pole Pos. Seite Page | Pole Pos. Seite Page | Pole Pos. Seite Page | Pole Pos. Seite Page |
| 1 | 3 4 45 | 5 46 | | 7 8 48 | 7 8 47 |
| Q | | | | | |
| 2 | 10 60 | | | 15 62 | 15 61 |
| 3 | | 6 66 | 10 67 | 16 69 | |
| 4 | | 10 81 | 18 82 | 24 84 | |
| 5 | 16 100 | | | 25 102 | 25 101 |
| 6 | | 16 106 | 32 107 | 40 110 | 40 109 |
| 7 | 32 127 | | | 50 129 | 50 128 |
| 8 | | 24 132 | 46 133 | 64 136 | 64 135 |
| 9 | 48 152 | | | | |
| 10 | | 32 155 | | 80 158 | 80 157 |
| 11 | 64 166 | | | | |
| 12 | | 48 168 | 92 170 | 128 170 | 128 169 |


4 Verbindlich für Toleranzen der Abmessungen und technische Werte sind ausschließlich die neuesten TE Connectivity Kundenzeichnungen bzw. Produkt-Spezifikationen, die Sie auf Anfrage erhalten. All specifications subject to change. Consult TE Connectivity for latest design specifications.



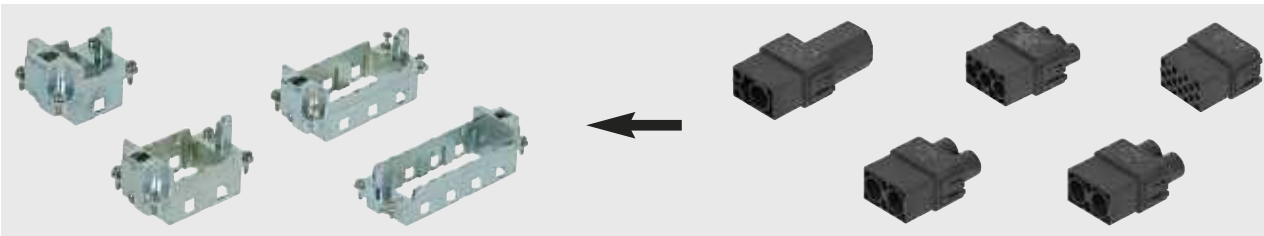
| HN.2D | HVT | HSB | HSK 6/36 | HMX 12/2 | HMX 6/12 | HSS | HMX (4/0, 4/2) | HSK 4/2 | HMX 8/24 | HF 8 | HF 13 | HG-Q8 | HG-Q4+2 | HG-Q10 | | | |
|-----------------------------|-----------------------------|-----------------------------|-----------------------------|-----------------------------|-----------------------------|-----------------------------|-----------------------------|-----------------------------|-----------------------------|-----------------------------|-----------------------------|------------------|-------------------|-----------------------------|-------------------|----|----|
| 250V 10A | 400V 16A | 400V 35A | 690V/ 250V 40A/10A | 500V/ 250V 40A/10A | 690V/ 400V 40A/10A | 600V/ 400V 63A/16A | 690V 400V 80A/16A | 500V/ 400V 40A/16A | 400V/ 250V 16A/10A | 1000V 250A | 3000V 350A | 500V 16A | 690V 40A | 400V 20A | | | |
| 3 | 3 | 3 | 3 | 3 | 3 | 3 | 3 | 3 | 3 | 3 | 3 | | | | | | |
| Crimp | Crimp | Screw | Crimp | Crimp | Crimp | Crimp | Screw | Screw | Crimp | Crimp | Crimp | Crimp | Crimp | Crimp | | | |
| DIN VDE 0627 EN 61984 | DIN VDE 0627 EN 61984 | DIN VDE 0627 EN 61984 | DIN VDE 0627 EN 61984 | DIN VDE 0627 EN 61984 | DIN VDE 0627 EN 61984 | DIN VDE 0627 EN 61984 | DIN VDE 0627 EN 61984 | DIN VDE 0627 EN 61984 | DIN VDE 0627 EN 61984 | DIN VDE 0627 EN 61984 | DIN VDE 0627 EN 61984 | ISO 23570-3 | ISO 23570-3 | DIN VDE 0627 EN 61984 | | | |
| Pole Pos. | Seite Page | Pole Pos. | Seite Page | Pole Pos. | Seite Page | Pole Pos. | Seite Page | Pole Pos. | Seite Page | Pole Pos. | Seite Page | Pole Pos. | Seite Page | Pole Pos. | Seite Page | | |
| | | | | | | | | | | | | 8 | 55 | 4/2 | 55 | 10 | 55 |
| 24 | 70 | 8 | 68 | | | | | 4/2 | 71 | 8/24 | 85 | | | | | | |
| 42 | 85 | 14 | 83 | | | | | | | | | | | | | | |
| 72 | 109 | 23 | 108 | 6 | 113 | 6/36 | 111 | 12/2 | 112 | 6/12 | 112 | | | | | | |
| | | | | | | | | 4/0 | 113 | 4/2 | | | | | | | |
| 108 | 135 | 35 | 134 | | | | | 8/2 | 137 | 4/8 | 137 | | | | | | |
| | | | | | | | | | | | | 4 | 175 | 4 | 175 | | |
| 144 | 157 | | | 12 | 156 | | | | | | | | | | | | |
| 216 | 169 | | | | | | | | | | | | | | | | |


Gehäuse/Housings

Kontakteinsätze/Contact Inserts



| Serie Series | HB | HD | HIP-K | EMV-K | HF | Rahmen Frame | Serie Series | MDL. 1+2 | MDL. 2+2 | MDL. 3+4 | MDL. 8 | |
|------------------------------------|---|----------------------|------------------------------------|---|--|--------------|--|-------------------------------------|-----------------------|-----------------------|---|-----------------------|
| Merkmale | Breite Standard Serie | Hohe Standard Serie | Druckdicht Korrosions-geschützt | Störspannungssicher Druckdicht Korrosions-geschützt | Störspannungssicher Druckdicht | | Elektr. Kennwerte nach VDE Last/Signal Rating according VDE Power/signal | 1000V/250V 150A/10A | 1000V/250V 63A/10A | 1000V/250V 40A/10A | 400V 16A | |
| Features | wide standard series | High standard Series | pressure tight Corrosion protected | EMC Dense and pressure tight Corrosion protected | EMC Dense and pressure tight Corrosion protected | | Polzahl Poles | 1+ 2 | 2+ 2 | 3+ 4 | 8 | |
| IP | 65 | 65 | 68 | 68 | 68 | | Verschmutzungsgrad Degree of pollution | 3 | 3 | 3 | 3 | |
| Verriegelung Locking system | VS LB ZB | VS LB ZB | SV | SV | SV | | Anschlussart Type of terminals | Crimp | Crimp | Crimp | Crimp | |
| | VS = 2 Verschlussbüge /2 lever locking LB = 1 Längsbügel/1 locking lever ZB = 1 Zentralbügel/1 central locking SV = 2 Schrauben/2 Screws | | | | | | | Weitere Normen Additional standards | DIN VDE 0627 EN 61984 | DIN VDE 0627 EN 61984 | DIN VDE 0627 EN 61984 DIN EN 175.301-801 | DIN VDE 0627 EN 61984 |
| Baugröße Size | Seite Page | Seite Page | Seite Page | Seite Page | Seite Page | Seite Page | Seite Page | 194 | 194 | 195 | 195 | |
| 3 | 73-78 | 73-78 | 78-80 | 78-80 | | 72 + 201 | | | | | | |
| 4 | 87-90 | 87-97 | 98-99 | 98-99 | | 86 + 201 | | | | | | |
| 6 | 114-124 | 115-124 | 125-126 | 125-126 | | 114 + 202 | | | | | | |
| 8 | 139-149 | 139-149 | 150-151 | 150-151 | 176 | 138 + 202 | | | | | | |
| 10 | 160-165 | | | | | 159 + 203 | | | | | | |
| 12 | 172-174 | | | | 176 | 171 + 203 | | | | | | |






| MDL. HD.18 | MDL. HN.D.15 | MDL. HN.D.18 | Dynamic D-2800 | Dynamic D-3800 | MDL. TX.4 | MDL. E.TWIN | MDL. KX | VT coax | MDL.2. AIR.Sti | MDL. RJ45 | MDL.2 Blindmodul | MDLEC Erdmodul |
|--|-----------------------------|-----------------------------|-----------------------------|-------------------|--------------------------------|-----------------------------|----------------|--|-------------------|--------------------|---------------------|-------------------|
| 250V 10A | 400V 10A | 400V 10A | 250V 5A | 600V 8A | 150V 16A Twisted pair | 150V 16A | RG 58 RG 59 | 75 Ohm Inner/Outer diam. 0,8/6,1 1,44/10 2,8/10,7 | 10 bar | Cat5e | | |
| Fiber optic | | | | | | | | | | | | |
| 18 | 15 | 18 | 30 | 12 | 4 | 4 | 6 | 1 | 2 | 1 Plug/Jack | | |
| 3 | 3 | 3 | 3 | 3 | 3 | 3 | 3 | 3 | 3 | | | |
| Crimp (stamped) Melting (fiber) | Crimp | Crimp | Crimp | Crimp | Crimp | Crimp | Crimp | solder | push | IDC Patch cable | | Crimp |
| DIN VDE 0627 EN 61984 | DIN VDE 0627 EN 61984 | DIN VDE 0627 EN 61984 | DIN VDE 0627 EN 61984 | | DIN VDE 0627 EN 61984 | DIN VDE 0627 EN 61984 | | | | | | |
| 196 | 196 | 196 | 197 | 197 | 198 | 198 | 198 | 199 | 200 | 199 | 200 | 200 |





Gehäuse/Hoods

Kontakteinsätze/Contact Inserts




| Serie Series | HB | HD | HIP-K | EMV-K | HF | Rahmen Frame | Serie Series | HSS.2 | HSK.2 | HSK.3 | HE 5 SC | |
|------------------------------------|---|----------------------|------------------------------------|---|--|--------------|--|-------------------------------------|-----------------------|-----------------------|-----------------------|-----------------------|
| Merkmale | Breite Standard Serie | Hohe Standard Serie | Druckdicht Korrosions-geschützt | Störspannungssicher Druckdicht Korrosions-geschützt | Störspannungssicher Druckdicht | | Elektr. Kennwerte nach VDE Last/Signal Rating according VDE Power/signal | 500V/63A | 1000V/40A | 690V/40A | 400V/16A | |
| Features | wide standard series | High standard Series | pressure tight Corrosion protected | EMC Dense and pressure tight Corrosion protected | EMC Dense and pressure tight Corrosion protected | | Polzahl Poles | 2 | 2 | 3 | 5 | |
| IP | 65 | 65 | 68 | 68 | 68 | | Verschmutzungsgrad Degree of pollution | 3 | 3 | 3 | 3 | |
| Verriegelung Locking system | VS LB ZB | VS LB ZB | SV | SV | SV | | Anschlussart Type of terminals | Crimp | Crimp | Crimp | Spring Clamp | |
| | VS = 2 Verschlussbüge /2 lever locking LB = 1 Längsbügel/1 locking lever ZB = 1 Zentralbügel/1 central locking SV = 2 Schrauben/2 Screws | | | | | | | Weitere Normen Additional standards | DIN VDE 0627 EN 61984 | DIN VDE 0627 EN 61984 | DIN VDE 0627 EN 61984 | DIN VDE 0627 EN 61984 |
| Baugröße Size | Seite Page | Seite Page | Seite Page | Seite Page | Seite Page | Seite Page | Seite Page | 204 | 204 | 205 | 205 | |
| 3 | 73-78 | 73-78 | 78-80 | 78-80 | | | | | | | | |
| 4 | 87-90 | 87-97 | 98-99 | 98-99 | | | | | | | | |
| 6 | 114-124 | 115-124 | 125-126 | 125-126 | | | | | | | | |
| 8 | 139-149 | 139-149 | 150-151 | 150-151 | 176 | | | | | | | |
| 10 | 160-165 | | | | | | | | | | | |
| 12 | 172-174 | | | | 176 | | | | | | | |





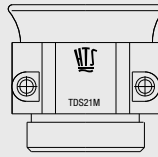
| HE 6 | HE 8 | HE 20 | HN.D 12 | HN.D 17 | S20.DF25 | TX HN.D | TX S20DF | TX.MVB HN.D | TX.MVB S20DF | Pneumatik | Blindmodul |
|--------------------------|--------------------------|--------------------------|--------------------------|--------------------------|--------------------------|--------------------------|--------------------------|--------------------------|--------------------------|-----------|------------|
| 500V/16A | 400V/16A | 500V/16A | 250V/10A | 250V/10A | 50V/5A | 50V/10A | 50V/5A | 50V/10A | 50V/5A | 10 Bar | |
| 6 | 20 | 18 | 12 | 17 | 25 | 2x4 | 2x8 | 4 | 8 | 2 | |
| 3 | 3 | 3 | 3 | 3 | 3 | 3 | 3 | 3 | 3 | | |
| Crimp | Crimp | Crimp | Crimp | Crimp | Crimp | Crimp | Crimp | Crimp | Crimp | | |
| DIN VDE 0627 EN 61984 | DIN VDE 0627 EN 61984 | DIN VDE 0627 EN 61984 | DIN VDE 0627 EN 61984 | DIN VDE 0627 EN 61984 | DIN VDE 0627 EN 61984 | DIN VDE 0627 EN 61984 | DIN VDE 0627 EN 61984 | DIN VDE 0627 EN 61984 | DIN VDE 0627 EN 61984 | | |
| 206 | 206 | 207 | 207 | 208 | 209 | 209 | 209 | 210 | 210 | 210 | 211 |
| | | | | | | | | | | | |
| | | | | | | | | | | | |
| | | | | | | | | | | | |
| | | | | | | | | | | | |
| | | | | | | | | | | | |
| | | | | | | | | | | | |
| | | | | | | | | | | | |
| | | | | | | | | | | | |
| | | | | | | | | | | | |
| | | | | | | | | | | | |
| | | | | | | | | | | | |
| | | | | | | | | | | | |
| | | | | | | | | | | | |
| | | | | | | | | | | | |
| | | | | | | | | | | | |
| | | | | | | | | | | | |
| | | | | | | | | | | | |



Steckverbinder Bauteilkomponenten/Connector components

Kabel-Verschraubung

Spezial-Kabelverschraubungen für Schutzarten bis IP 68 und für EMV-Anwendung lieferbar



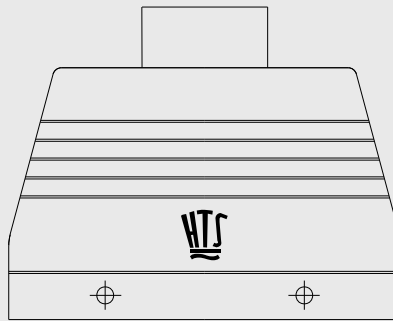
Cable fitting

Special cable fittings for protection up to IP 68 and for electro-magnetic compatibility available

Gehäuse-Oberteil

Standard- und korrosionsgeschützte Stecker Gehäuse

- in niedriger oder hoher Bauform
- 4 unterschiedliche Verriegelungssysteme
- unterschiedliche Kabeleingänge: Panzergewinde (PG) metrische Gewinde (M) NPT-Gewinde (NPT)



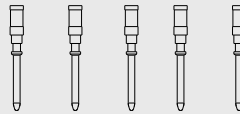
Hood

Standard and corrosion-resistant connector hoods:

- low and high construction
- 4 different locking systems
- different cable entries: PG Thread M Thread NPT Thread

Kontakte

Silber- oder Goldoberfläche Gedrehte Massivkontakte mit Schraub, Feder oder Crimp-Anschluss




Contacts

Silver or gold plated Solid machined contacts with screw, spring or crimp termination

Stift-Einsatz

Schraub-, Spring Clamp-, oder Crimp-Anschluss

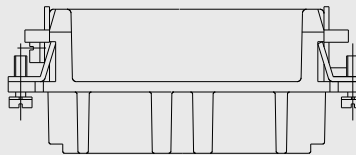


Male insert

Screw, Spring clamp or crimp terminal

Buchsen-Einsatz

Schraub-, Spring Clamp-, oder Crimp-Anschluss



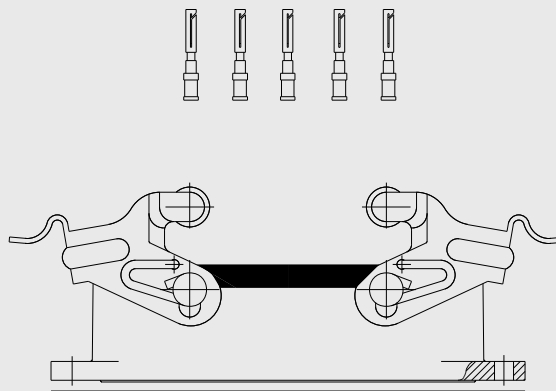
Female insert

Screw, Spring clamp or crimp terminal

Gehäuse-Unterteil

Standard- und korrosionsgeschützte Anbau-, Sockel-, und Kupplungs-Gehäuse

- Niedrige oder hohe Bauform der Sockel- und Kupplungs-Gehäuse, ohne/mit komplett montiertem Aludeckel
- 4 unterschiedliche Verriegelungssysteme



Hood and housing

Standard and corrosion-resistant bottom-entry, surface-mounted and cable-to-cable hoods:

- low and high construction (bottom-entry and cable-to-cable hood) with/without aluminium cover
- 4 different locking systems

| Approvals/Zulassungen | | | | | | | |
|---------------------------|-----|-----|-------------------|-------------------|-----------------------|------------------------------|-------------------------------------|
| Series | VDE | SEV | UL File E28476 | CSA File 81776 | Germanischer Lloyd | Application Specification | Product Specification |
| HA 3/4 | • | • | • | • | | 114-74010 114-74056 | 108-74008 108-74055 |
| HA 10/16 | • | • | • | • | | 114-74009 114-74003 | 108-74007 108-18215 |
| HB 6-24 | | | • | | | 114-74008 | 108-74004 108-74005 108-18215 |
| HE Q5 | ◦ | | ◦ | ◦ | | 114-74003 | 108-74064 |
| HE 6-24 | • | • | • | • | • | 114-74008 114-74003 | 108-74004 108-74005 108-18215 |
| HEE 10-46 | | | ◦ | ◦ | | | |
| HD/HN.D 7 | • | • | • | • | | 114-74000 114-74015 | 108-74002 |
| HN.D 8 | • | • | | | | 114-74000 114-74015 | 108-74018 |
| HD/HN.D 15/25 | • | • | • | • | | 114-74000 114-74015 | 108-74002 108-74018 |
| HD 16/24 | • | • | • | • | | 114-74000 | 108-74002 |
| HD/HN.D 40-64 | • | • | • | • | | 114-74000 114-74015 | 108-74002 108-74018 |
| HVT 8-23+48 | • | • | | | | 114-74026 114-74013 | 108-74035 |
| HVT 35 | • | • | ◦ | ◦ | | 114-74026 114-74013 | 108-74035 |
| HN.2D 24-108 | • | • | • | • | | | 108-74012 |
| HSB 6 | • | • | • | • | | 114-74007 | 108-74006 |
| HSS 8 | • | • | • | • | | 114-74028 | 108-74016 |
| MDL 1+2 | | | • | • | | 114-74031 | 108-74024 |
| MDL 3+4 | | | • | • | | 114-74036 | 108-74017 |
| MDL 2+2 | | | • | • | | | 108-74031 |
| MDL HN.D 15 & MDL HN.D 18 | | | • | • | | 114-74000 114-74015 | 108-74032 108-74033 |
| MDL HD 15 & MDL HD 18 | | | • | • | | | 108-74033 |
| MDL Air Pneumatic | | | • | • | | 114-74014 | 108-74013 |
| MDL Twinax | | | • | • | | 114-74020 114-74044 | |
| MDL Koax | | | • | • | | 114-74033 114-74034 | |
| MDL HVT 8 | | | • | • | | 114-74013 | 108-74034 |
| HVS | ◦ | | ◦ | ◦ | | ◦ | ◦ |
| HSK 6/36 | ◦ | | ◦ | ◦ | | 114-74062 | |
| HMX 4/2; HMX 4/0 | ◦ | | ◦ | ◦ | | 114-74058 | 108-74058 |
| HMX 8/24 | ◦ | | ◦ | ◦ | | 114-74061 | 108-74060 |
| HMX 6/12 | ◦ | | ◦ | ◦ | | 114-74051 | 108-74051 |
| HMX 4/8 | ◦ | | ◦ | ◦ | | 114-74067 | 108-74065 |
| HMX 12/2 | ◦ | | ◦ | ◦ | | 114-74068 | 108-74066 |
| HSK 4/2 | ◦ | | ◦ | ◦ | | 114-74063 | 108-74061 |
| HF13 | | | ◦ | ◦ | | 114-74032 | 108-74044 |
| HF8 | | | ◦ | ◦ | | 114-74043 | 108-74044 |
| HMX 8/24 | | | ◦ | ◦ | | 114-74061 | |
| HG-Q8 | ◦ | | ◦ | ◦ | | 114-74050 | 108-74050 |
| HG-Q4+2 | ◦ | | ◦ | ◦ | | 114-74055 114-74062 | 108-74053 |
| HG-Q10 | ◦ | | ◦ | ◦ | | 114-74065 | |

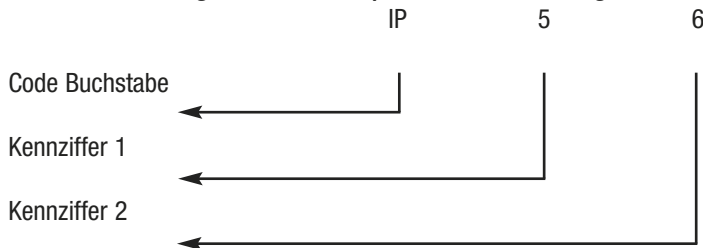
| | | | | | | | |
|------------------|--|--|--|--|--|------------------------|--|
| HA 3/4 | | | | | | 114-74002 114-74010 | 108-74000 |
| HA | | | | | | 114-74001 114-74004 | 108-74009 108-74026 |
| Quick in Adapter | | | | | | 114-74024 | |
| HB | | | | | | 114-74001 114-74004 | 108-74001 108-74003 108-74014 108-74027 |
| HM.10 | | | | | | | 108-74041 |
| HD | | | | | | 114-74001 114-74004 | 108-74001 108-74003 108-74027 |
| HIP-K | | | | | | | 108-74030 |
| EMV-K | | | | | | | 108-74036 |
| HF | | | | | | 114-74035 114-74036 | |
| HG Q | | | | | | 114-74064 114-74065 | 108-74052 |

Schutzarten von elektrischen Betriebsmitteln

Elektrische Betriebsmittel müssen aus Sicherheitsgründen gegen Einflüsse von außen geschützt werden. Diese Aufgabe übernehmen Gehäuse, die das elektrische Betriebsmittel gegen Berührung, das Eindringen von festen Fremdkörpern, Staub, Feuchtigkeit oder Wasser schützen. Die Norm IEC 529 mit dem Titel „Schutzarten durch Gehäuse (IP-Code)“ bildet die Grundlage für die Bestimmung und Kennzeichnung der Schutzart eines Gehäuses

Der Umfang der Schutzes (Schutzart) durch ein Gehäuse wird mittels genormter Prüfverfahren nachgewiesen. Zur Einteilung verschiedener Gehäuse bezüglich ihrer Schutzart wird ein Bezeichnungssystem verwendet. Das Bezeichnungssystem besteht aus den Code-Buchstaben IP und zwei nachfolgenden Kennziffern.

Zusammensetzung des IP – Code (International bzw. Ingress Protection)



Die erste Kennziffer gibt den Berührungs- und Fremdkörperschutz, die zweite den Schutz des Gehäuses gegen das Eindringen von Wasser an. Die folgende Tabelle enthalten Kurzbeschreibung sowie Definitionen der einzelnen Kennziffern des IP-Codes.

Bedeutung der ersten Kennziffer

Die erste Kennziffer gibt an, inwieweit das Gehäuse Personenschutz gewährleistet. Dieser Schutz wird erreicht, indem das Eindringen eines Körperteils (oder eines Gegenstandes der von einer Person gehalten wird) in das Gehäuse verhindert wird. Gleichzeitig gewährt das Gehäuse dem Betriebsmittel Schutz gegen das Eindringen von festen Fremdkörpern. Dies ist der Grund dafür, dass es zu jeder ersten Kennziffer 2 Beschreibungen und 2 Definitionen gibt.

| Erste Kennziffer | Schutzgrad gegen Zugang von gefährlichen Teilen und gegen feste Fremdkörper | |
|------------------|---|--|
| | Kurzbeschreibung | Definition |
| 0 | Nicht geschützt | |
| 1 | -Geschützt gegen feste Fremdkörper mit Ø 50mm -Geschützt gegen den Zugang zu gefährlichen Teilen mit dem Handrücken. | Kugel mit Ø 50mm darf nicht voll eindringen |
| 2 | -Geschützt gegen feste Fremdkörper 12,5 mm Durchmesser -Geschützt gegen den Zugang zu gefährlichen Teilen mit einem Finger | Prüffinger mit Ø 12mm muss ausreichend Abstand von gefährlichen Teilen haben. |
| 3 | -Geschützt gegen feste Fremdkörper Ø 2,5mm -Geschützt gegen den Zugang zu gefährlichen Teilen mit einem Werkzeug | Prüfsonde mit Ø 2,5mm Durchmesser darf nicht eindringen. |
| 4 | -Geschützt gegen feste Fremdkörper Ø 1,0mm Durchmesser. -Geschützt gegen den Zugang zu gefährlichen Teilen mit einem Draht | Prüfsonde mit Ø 1mm Durchmesser darf nicht eindringen. |
| 5 | Staubgeschützt | Eindringen von Staub wird nur soweit verhindert, dass dieser das zufriedenstellende Arbeiten des Gerätes oder die Sicherheit nicht beeinträchtigt. |
| 6 | Staubdicht | Kein Eindringen von Staub. |

Bedeutung der zweiten Kennziffer

Die zweite Kennziffer gibt an, inwieweit das Gehäuse schädliche Einflüsse auf das Betriebsmittel infolge des Eindringens von Wasser verhindert.

| Zweite Kennziffer | Schutz gegen Wasser | |
|-------------------|---|--|
| | Kurzbeschreibung | Definition |
| 0 | Nicht geschützt | |
| 1 | Geschützt gegen Tropfwasser | Senkrecht fallende Tropfen dürfen keine schädliche Wirkung haben |
| 2 | Geschützt gegen Tropfwasser, wenn das Gehäuse bis zu 15° geneigt ist. | Senkrecht fallende Tropfen dürfen keine schädliche Wirkung haben, wenn das Gehäuse um einen Winkel bis zu 15° beiderseits der Senkrechten geneigt ist. |
| 3 | Geschützt gegen Sprühwasser. | Wasser, das in einem Winkel bis zu 60° beiderseits der Senkrechten gesprüht wird, darf keine schädliche Wirkung haben. |
| 4 | Geschützt gegen Spritzwasser. | Wasser, das aus jeder Richtung gegen das Gehäuse spritzt, darf keine schädliche Wirkung haben. |
| 4K | Geschützt gegen Spritzwasser mit erhöhtem Druck. | Wasser, das aus jeder Richtung mit erhöhtem Druck gegen das Gehäuse spritzt, darf keine schädliche Wirkung haben. (gilt nach DIN 40 050 Teil 9 nur für Straßenfahrzeuge) |
| 5 | Geschützt gegen Strahlwasser. | Wasser, das aus jeder Richtung als Strahl gegen das Gehäuse spritzt, darf keine schädliche Wirkung haben. |
| 6 | Geschützt gegen starkes Strahlwasser. | Wasser, das aus jeder Richtung als starker Strahl gegen das Gehäuse spritzt, darf keine schädliche Wirkung haben. |
| 6K | Geschützt gegen starkes Strahlwasser mit erhöhtem Druck. | Wasser, das aus jeder Richtung als Strahl mit erhöhtem Druck gegen das Gehäuse gerichtet ist, darf keine schädliche Wirkung haben. (gilt nach DIN 40050 Teil 9 nur für Straßenfahrzeuge) |
| 7 | Geschützt gegen die Wirkung beim zeitweiligen Untertauchen in Wasser. | Wasser darf nicht in einer Menge eintreten, die schädliche Wirkung verursacht, wenn das Gehäuse unter genormten Druck- und Zeitbedingungen zeitweilig in Wasser untergetaucht ist |
| 8 | Geschützt gegen die Wirkung beim dauernden Untertauchen in Wasser. | Wasser darf nicht in einer Menge eintreten, die schädliche Wirkung verursacht, wenn das Gehäuse dauernd unter Wasser getaucht ist unter Bedingungen, die zwischen Hersteller und Anwender vereinbart werden müssen. Die Bedingungen müssen jedoch schwieriger sein als für die Kennziffer 7. |
| 9K | Geschützt gegen Wasser bei Hochdruck-/Dampfstrahlreinigung. | Wasser, das aus jeder Richtung unter stark erhöhtem Druck gegen das Gehäuse gerichtet ist, darf keine schädliche Wirkung haben. (gilt nach DIN 40 050 Teil 9 nur für Straßenfahrzeuge) |

Isolationskoordination für elektrische Betriebsmittel in Niederspannungsanlagen

Bemessung der Luft- und Kriechstrecken nach DIN EN60664-1. (Die folgenden Seiten stellen lediglich einen Auszug der Norm dar und zeigen nicht den vollständigen Inhalt)

Isolationskoordination

Isolationskoordination umfasst die Auslegung der elektrischen Isolation eines Betriebsmittels hinsichtlich dessen Anwendung und Umgebung.

Dies geschieht einerseits durch Auslegung der Luftstrecken (Basis ist dabei die zu erwartende Überspannung), andererseits durch Auslegung der Kriechstrecken (Basis sind dafür die Betriebsspannungen sowie die Isolierstoffeigenschaften). Weiter werden isolationseigenschaft-verändernde Bedingungen berücksichtigt (Verschmutzung, Schutzmaßnahmen gegen Verschmutzung, Luftdruck, thermische oder chemische Beeinflussung).

Luftstrecken werden nach der äußeren oder inneren zu erwartenden Überspannungen bemessen. Die 4 Überspannungsklassen (Überspannungskategorien I bis IV) berücksichtigen die unterschiedliche Verwendung eines Betriebsmittels. Die für die jeweilige Nennspannung des Versorgungsnetzes unterschiedliche Bemessungs-Stoßspannungen ist hierbei die Grundlage.

Je nach Homogenitätsgrad des Feldes zwischen den Elektroden (Fall A – inhomogenes Feld, Fall B – homogenes Feld) können die Luftstrecken aus Tabelle 2a (Mindestluftstrecken) bestimmt werden; Industriesteckverbinder werden immer nach dem „Fall A“ ausgelegt. Der Einfluss durch Verschmutzung wird bei der Festlegung von Luft- und Kriechstrecken durch vier Schärfegrade (Verschmutzungsgrad 1 bis 4) berücksichtigt.

Grundlage der **Kriechstrecken** ist die aus der Betriebsspannung abgeleitete Bemessungsspannung.

Die Mindestkriechstrecken sind in Tabelle 4 den Bemessungsspannungen je nach Verschmutzungsgrad zugeordnet.

Enthalten die Produktbeschreibungen keine zusätzlichen Angaben, sind die in diesem Katalog aufgeführten Produkte nach dieser Bestimmung (DIN EN60664-1) für Überspannungskategorie III und Verschmutzungsgrad 3 bemessen.

Überspannungskategorie I bis IV

- Betriebsmittel der **Überspannungskategorie I** sind Waren zum Anschluss an die feste elektrische Installation eines Gebäudes. Es ist entweder in der festen Installation oder zwischen der festen Installation und dem Gerät, Maßnahmen zur Begrenzung der transienten Überspannungen getroffen worden.
- Betriebsmittel der **Überspannungskategorie II** sind energieverbrauchende Betriebsmittel, die von der festen Installation gespeist werden.
Anmerkung: z. B. Haushaltsgeräte, tragbare Werkzeuge und andere Hausgeräte sowie ähnliche Verbraucher.
- Betriebsmittel der **Überspannungskategorie III** sind Bestandteil der festen Installation. Es sind Betriebsmittel, bei denen ein höherer Grad der Verfügbarkeit erwartet wird.
Anmerkung: Beispiele für solche Geräte sind z.B. Industriesteckverbinder, Verteilertafeln, Leistungsschalter, Verteilungen, Schalter, Steckdosen).
- Geräte der **Überspannungskategorie IV** sind für den Einsatz am Anschlusspunkt der Installation bestimmt.
Anmerkung: Beispiele für solche Geräte sind Elektrizitätszähler, Überstromschutzschalter und Rundsteuergeräte.

Verschmutzungsgrad 1 bis 4

In DIN EN60664-1 sind die Verschmutzungsgrade wie folgt definiert:

Verschmutzungsgrad 1:

Es tritt keine oder nur trockene, nicht leitfähige Verschmutzung auf. Die Verschmutzung hat keinen Einfluss.

Verschmutzungsgrad 2:

Es tritt nur nichtleitfähige Verschmutzung auf. Gelegentlich muss mit vorübergehender Leitfähigkeit durch Betauung gerechnet werden.

Verschmutzungsgrad 3:

Es tritt leitfähige Verschmutzung auf oder trockene, nichtleitfähige Verschmutzung, die leitfähig wird, da Betauung zu erwarten ist.

Verschmutzungsgrad 4:

Es tritt eine dauernde Leitfähigkeit auf, hervorgerufen durch leitfähigen Staub, Regen oder Nässe.

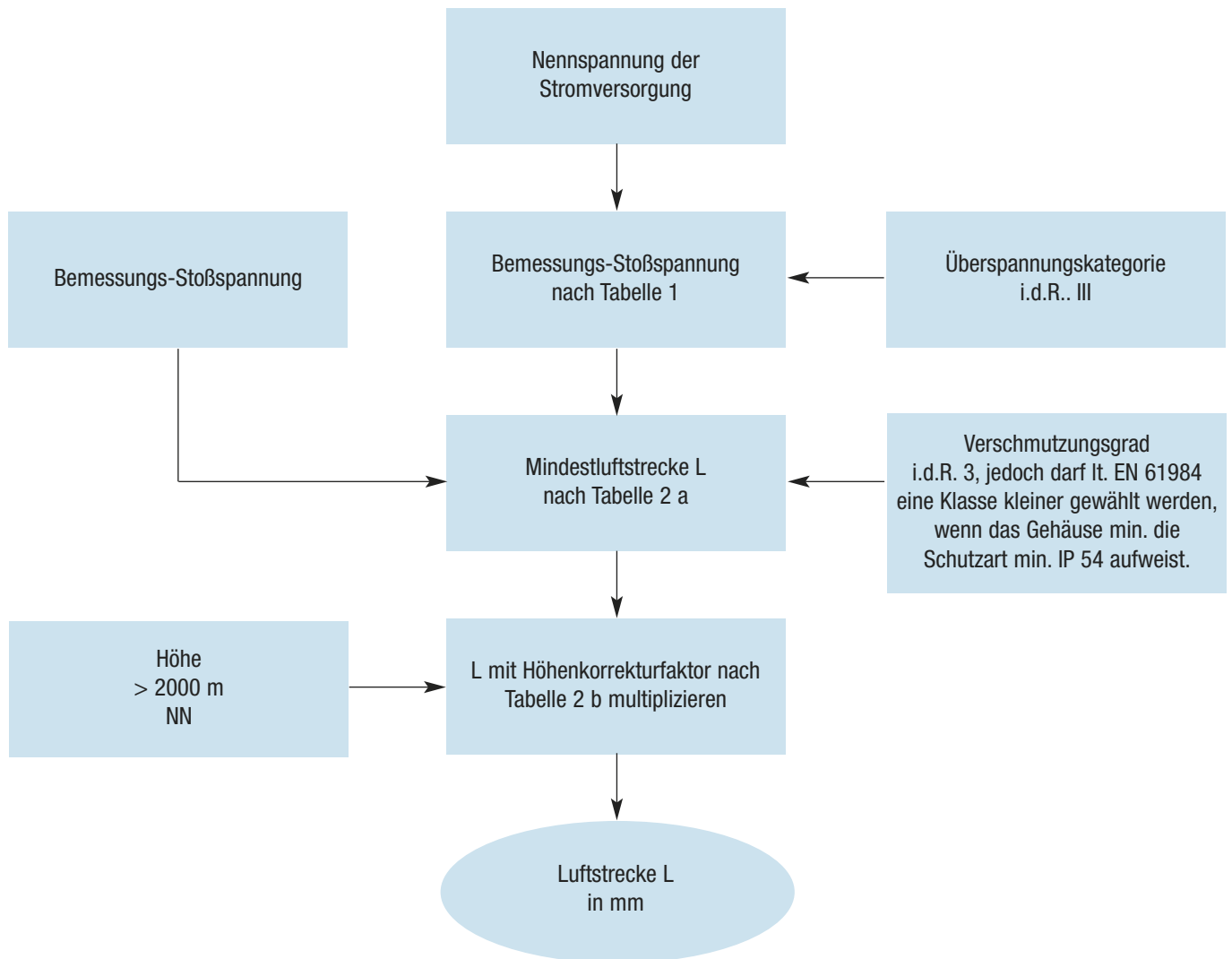
Isolierstoff

Die Isolierstoffe werden entsprechend ihren Vergleichszahlen der Kriechwegbildung (Comparativ Tracking Index) CTI in folgende vier Gruppen eingeteilt:

| | |
|---------------------|-----------------------------|
| Isolierstoff I: | $600 \leq \text{CTI}$ |
| Isolierstoff II: | $400 \leq \text{CTI} < 600$ |
| Isolierstoff III a: | $175 \leq \text{CTI} < 400$ |

Bemessung der Luftstrecken

Schema zur Ermittlung der Luftstrecken



| Bemessungs-Stoßspannung für Betriebsmittel (Tabelle 1) | | | | | |
|---|-----------------------------------|--|--|--|--|
| Nennspannung des Stromversorgungssystems *) in V | | Bemessungs-Stoßspannung in kV (1,2/50ms) für | | | |
| Dreiphasige Systeme | Einphasige Systeme im Mittelpunkt | Betriebsmittel an der Einspeisung der Installation (Überspannungskategorie IV) | Betriebsmittel als Teil der festen Installation (Überspannungskategorie III) | Betriebsmittel zum Anschluss an die feste Installation (Überspannungskategorie II) | Besonders geschützte Betriebsmittel (Überspannungskategorie I) |
| | 120 bis 240 | 4 | 2,5 | 1,5 | 0,8 |
| 230/400** | | 6 | 4 | 2,5 | 1,5 |
| 277/480** | | | | | |
| 400/690** | | 8 | 6 | 4 | 2,5 |
| 1000 | | 12 | 8 | 6 | 4 |

*) ausgewählte Spannungswerte

***) der / Strich bezeichnet ein Dreiphasen-Leitersystem. Der tiefere Wert ist die Spannung Leiter zu Neutralleiter, während der höhere Wert die Spannung Leiter zu Leiter ist

Mindestluftstrecken für die Isolationskoordination (Tabelle 2 a)

| Erforderliche Steh- Stoßspannung 1) [kV] | Fall A (inhomogenes Feld) Verschmutzungsgrad | | | | Fall B (homogenes Feld) Verschmutzungsgrad | | | |
|---|--|------|------|------|--|------|------|------|
| | 1 | 2 | 3 | 4 | 1 | 2 | 3 | 4 |
| | [mm] | [mm] | [mm] | [mm] | [mm] | [mm] | [mm] | [mm] |
| 0,33 _) | 0,01 | _) | 0,80 | 1,6 | 0,01 | _) | 0,8 | 1,6 |
| 0,40 | 0,02 | | | | 0,02 | | | |
| 0,5 _) | 0,04 | | | | 0,04 | | | |
| 0,60 | 0,06 | | | | 0,06 | | | |
| 0,80 _) | 0,10 | | | | 0,10 | | | |
| 1,0 | 0,15 | 0,25 | 0,80 | 1,6 | 0,15 | 0,2 | 0,8 | 1,6 |
| 1,2 | 0,25 | | | | 0,2 | | | |
| 1,5 _) | 0,5 | 0,5 | 1,0 | 1,6 | 0,3 | 0,3 | 0,8 | 1,6 |
| 2,0 | 1,0 | 1,0 | | | 0,45 | 0,5 | | |
| 2,5 _) | 1,5 | 1,5 | 1,5 | 1,6 | 0,6 | 0,6 | 1,2 | 1,6 |
| 3,0 | 2 | 2 | 2 | 2 | 0,8 | 0,8 | | |
| 4,0 _) | 3 | 3 | 3 | 3 | 1,2 | 1,2 | 1,2 | 1,6 |
| 5,0 | 4 | 4 | 4 | 4 | 1,5 | 1,5 | 1,5 | |
| 6,0 _) | 5,5 | 5,5 | 5,5 | 5,5 | 2 | 2 | 2 | 2 |
| 8,0 _) | 8 | 8 | 8 | 8 | 3 | 3 | 3 | 3 |
| 10 | 11 | 11 | 11 | 11 | 3,5 | 3,5 | 3,5 | 3,5 |
| 12 _) | 14 | 14 | 14 | 14 | 4,5 | 4,5 | 4,5 | 4,5 |
| 15 | 18 | 18 | 18 | 18 | 5,5 | 5,5 | 5,5 | 5,5 |
| 20 | 25 | 25 | 25 | 25 | 8 | 8 | 8 | 8 |
| 25 | 33 | 33 | 33 | 33 | 10 | 10 | 10 | 10 |
| 30 | 40 | 40 | 40 | 40 | 12,5 | 12,5 | 12,5 | 12,5 |
| 40 | 60 | 60 | 60 | 60 | 17 | 17 | 17 | 17 |
| 50 | 75 | 75 | 75 | 75 | 22 | 22 | 22 | 22 |
| 60 | 90 | 90 | 90 | 90 | 27 | 27 | 27 | 27 |
| 80 | 130 | 130 | 130 | 130 | 35 | 35 | 35 | 35 |
| 100 | 170 | 170 | 170 | 170 | 45 | 45 | 45 | 45 |

1) Die Spannung ist

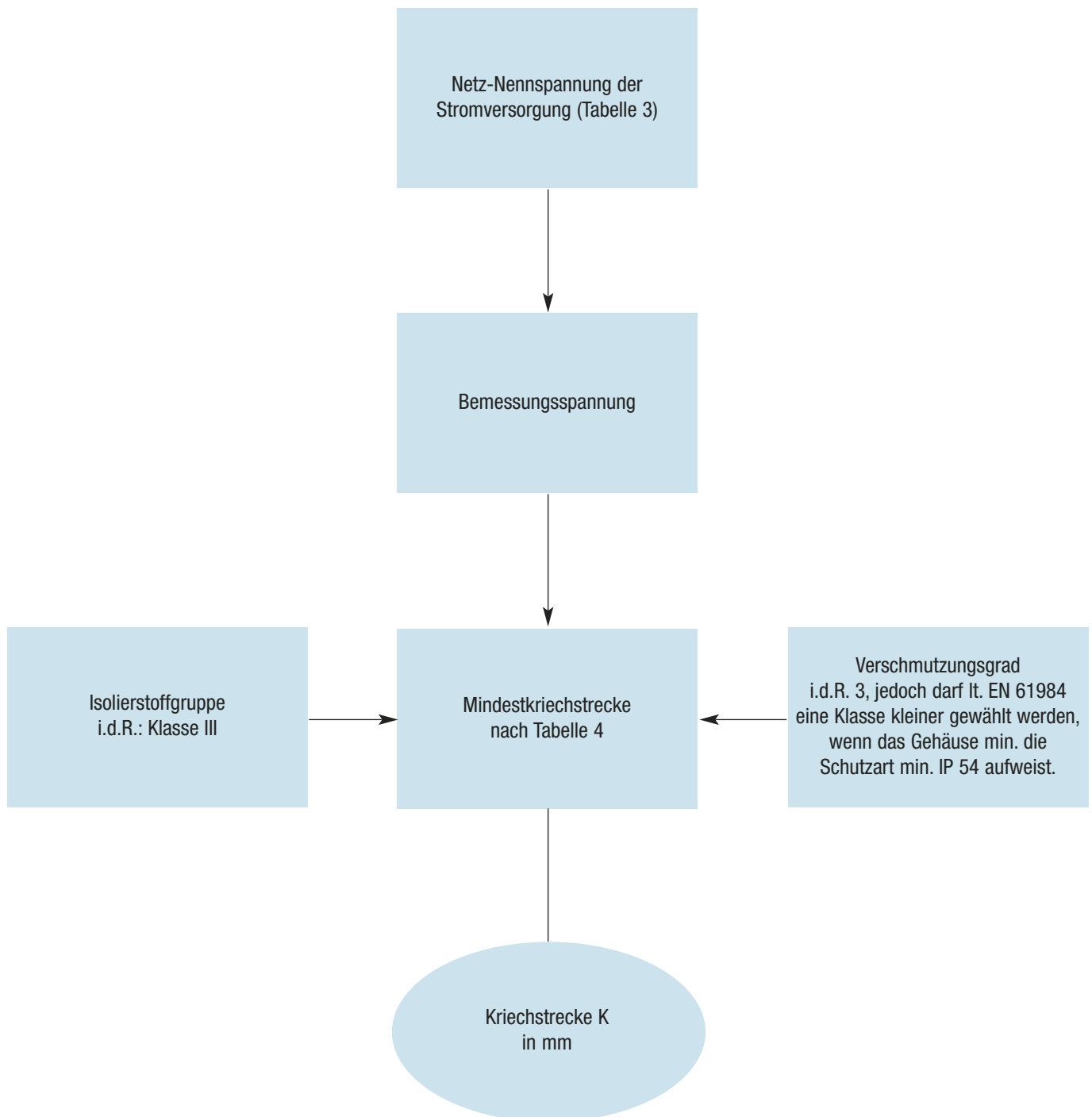
- für Funktionsisolierung: die höchste an der Luftstrecke zu erwartende Stoßspannung;
 - für Basisisolierung, falls direkt oder wesentlich beeinflusst durch transiente Überspannung aus dem Niederspannungsnetz: die Bemessungs-Stoßspannung des Betriebsmittels;
 - für andere Basisisolierung: die höchste Stoßspannung, die im Stromkreis auftreten kann;
- _) Vorzugswerte

Höhen-Korrekturfaktoren (Tabelle 2 b)

| Höhe in m | Normaler Luftdruck in kPa | Multiplikationsfaktor für Abstände |
|-----------|---------------------------|------------------------------------|
| 2000 | 80,0 | 1,00 |
| 3000 | 70,0 | 1,14 |
| 4000 | 62,0 | 1,29 |
| 5000 | 54,0 | 1,48 |
| 6000 | 47,0 | 1,70 |
| 7000 | 41,0 | 1,95 |
| 8000 | 35,5 | 2,25 |
| 9000 | 30,5 | 2,62 |
| 10000 | 26,5 | 3,02 |
| 15000 | 12,0 | 6,67 |
| 20000 | 5,5 | 14,50 |

Bemessung der Kriechstrecke

Vereinfachtes Schema zur Ermittlung der Kriechstrecke



| Netz-Nennspannung der Stromversorgung* [V] | Bemessungsspannung [V] |
|---|---------------------------|
| 60 | 63 |
| 110/120/127 | 125 |
| 150 | 160 |
| 208 | 200 |
| 220/230/240 | 250 |
| 300 | 320 |
| 380/400/415 | 400 |
| 440 | 500 |
| 480/500 | 500 |
| 575 | 630 |
| 600 | 630 |
| 660/690 | 630 |
| 720/830 | 800 |
| 960 | 1000 |
| 1000 | 1000 |

Tabelle 3

* die Auswahl stellt nicht den vollständigen Zusammenhang zwischen allen möglichen weltweit verwendeten Netzformen und der Bemessungsspannung dar

| Mindestkriechstrecke für Betriebsmittel mit langzeitiger Spannungsbeanspruchung | | | | | | | | | | | | |
|---|--------------------|--------------------|------|--------------------|------|--------------------|------|--------------------|------|--------------------|--|--|
| Bemessungs Spannung [V] | Verschmutzungsgrad | | | | | | | | | | | |
| | 1 | | | 2 | | | 3 | | | 4 | | |
| | I) | Isolierstoffgruppe | | Isolierstoffgruppe | | Isolierstoffgruppe | | Isolierstoffgruppe | | Isolierstoffgruppe | | |
| | I) | I | II | III | I | II | III | I | II | III | | |
| 10 | 0,08 | 0,40 | 0,40 | 0,40 | 1,00 | 1,00 | 1,00 | 1,6 | 1,6 | 1,6 | | |
| 12,5 | 0,09 | 0,42 | 0,42 | 0,42 | 1,05 | 1,05 | 1,05 | 1,6 | 1,6 | 1,6 | | |
| 16 | 0,10 | 0,45 | 0,45 | 0,45 | 1,10 | 1,10 | 1,10 | 1,6 | 1,6 | 1,6 | | |
| 20 | 0,110 | 0,48 | 0,48 | 0,48 | 1,20 | 1,20 | 1,20 | 1,6 | 1,6 | 1,6 | | |
| 25 | 0,125 | 0,50 | 0,50 | 0,50 | 1,25 | 1,25 | 1,25 | 1,7 | 1,7 | 1,7 | | |
| 32 | 0,140 | 0,53 | 0,53 | 0,53 | 1,30 | 1,30 | 1,30 | 1,8 | 1,8 | 1,8 | | |
| 40 | 0,16 | 0,56 | 0,80 | 1,10 | 1,4 | 1,6 | 1,8 | 1,9 | 2,4 | 3,0 | | |
| 50 | 0,18 | 0,60 | 0,85 | 1,20 | 1,5 | 1,7 | 1,9 | 2,0 | 2,5 | 3,2 | | |
| 63 | 0,20 | 0,63 | 0,90 | 1,25 | 1,6 | 1,8 | 2,0 | 2,1 | 2,6 | 3,4 | | |
| 80 | 0,22 | 0,67 | 0,95 | 1,3 | 1,7 | 1,9 | 2,1 | 2,2 | 2,8 | 3,6 | | |
| 100 | 0,25 | 0,71 | 1,00 | 1,4 | 1,8 | 2,0 | 2,2 | 2,4 | 3,0 | 3,8 | | |
| 125 | 0,28 | 0,75 | 1,05 | 1,5 | 1,9 | 2,1 | 2,4 | 2,5 | 3,2 | 4,0 | | |
| 160 | 0,32 | 0,80 | 1,1 | 1,6 | 2,0 | 2,2 | 2,5 | 3,2 | 4,0 | 5,0 | | |
| 200 | 0,42 | 1,00 | 1,4 | 2,0 | 2,5 | 2,8 | 3,2 | 4,0 | 5,0 | 6,3 | | |
| 250 | 0,56 | 1,25 | 1,8 | 2,5 | 3,2 | 3,6 | 4,0 | 5,0 | 6,3 | 8,0 | | |
| 320 | 0,75 | 1,60 | 2,2 | 3,2 | 4,0 | 4,5 | 5,0 | 6,3 | 8,0 | 10,0 | | |
| 400 | 1,00 | 2,00 | 2,8 | 4,0 | 5,0 | 5,6 | 6,3 | 8,0 | 10,0 | 12,5 | | |
| 500 | 1,30 | 2,50 | 3,6 | 5,0 | 6,3 | 7,1 | 8,0 | 10,0 | 12,5 | 16,0 | | |
| 630 | 1,8 | 3,2 | 4,5 | 6,3 | 8,0 | 9 | 10,0 | 12,5 | 16 | 20 | | |
| 800 | 2,4 | 4,0 | 5,6 | 8,0 | 10,0 | 11 | 12,5 | 16,0 | 20 | 25 | | |
| 1000 | 3,2 | 5,0 | 7,1 | 10,0 | 12,5 | 14 | 16,0 | 20,0 | 25 | 32 | | |

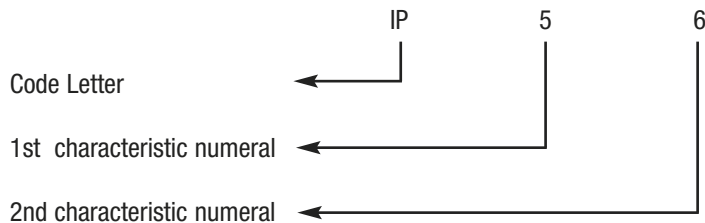
Tabelle 4

Degree of protection provided by enclosures

For safety reasons, electrical equipment needs to be protected against outside influences. The basis for the determination is the standard IEC 529 titled 'Degree of protection provided by enclosures (IP – Code)'.

Using a standardized test procedure the extent of the protection class is verified. To classify different housings according to their protection class, a designation system is used which consists of the code – letters 'IP' and two code numbers.

Arrangement of the IP – Code (International bzw. Ingress Protection)



Meaning of the 1st characteristic numeral

The first numeral describes the protection of the housing against intrusion of foreign bodies as well as the protection of people against dangerous parts or influences. Because of this, there are two descriptions and definitions for each of the first code letter.

| 1st numeral | Protection against solid objects and against access to hazardous parts | |
|-------------|---|--|
| | short description | definition |
| 0 | no protection | |
| 1 | -protection against solid foreign bodies of Ø 50mm -protection against access to hazardous parts with the back of a hand | A sphere of Ø 50mm, must not intrude |
| 2 | -protection against solid foreign bodies of Ø 12 mm -protection against access to hazardous parts with the finger | A sphere of Ø 12mm diameter, must not intrude |
| 3 | -protection against solid foreign bodies of 2,5 mm diameter and bigger -protection against access to hazardous parts with a tool | A sphere of Ø 2,5mm diameter, must not intrude |
| 4 | -protection against solid foreign bodies of 1,0 mm diameter and bigger -protection against access to hazardous parts with a wire | The probe, sphere of Ø 1,0mm, must not intrude |
| 5 | protected against dust | The infiltration of dust is not completely prevented, but it does not infiltrate to such an extent that the operation or the safety of the device is affected. |
| 6 | dust proof | No infiltration of dust |

Meaning of the 2nd characteristic numeral

The second numeral describes the protection of the housing against the intrusion of water with harmful effects.

| second code digit | Protection degrees against the intrusion of water, designated by the second code digit | |
|-------------------|--|--|
| | short description | definition |
| 0 | not protected | |
| 1 | protected against dripping water | Vertically falling drops shall have not harmful effects. |
| 2 | protected against dripping water when the housing is at an angle of up to 15° | Vertically falling drops shall have not harmful effects when the enclosure is tilted upto 15° |
| 3 | protected against water spray | Water sprayed at an angle up to 60°, shall have no harmful effects |
| 4 | protected against splash water | Water splashed against the enclosure from any direction shall have no harmful effects |
| 4K | protected against splash water with increased pressure | Water splashed against the enclosure with increased pressure from any direction shall have no harmful effects (Applies acc to DIN 40050 - 9 only for road vehicles) |
| 5 | protected against jets of water | water splashes against the enclosure from any direction as a water jet shall have no harmful effects |
| 6 | protected against strong jets of water | water splashes against the enclosure from any direction as a strong water jet shall have no harmful effects |
| 6K | protected against strong jets of water with increased pressure | water splashes directly against the enclosure from any direction as a strong water jet with increased pressure, shall have no harmful effects (Applies acc to DIN 40050 - 9 only for road vehicles) |
| 7 | protection against the effects of temporary submersion in water | Quantity of water that ingresses an enclosure, when it is temporarily immersed under standardized conditions of pressure and time, shall have no harmful effects. |
| 8 | protection against the effects of continuous submersion in water | Quantity of water that ingresses an enclosure, when it is continuously immersed under conditions of pressure and time, shall have no harmful effects. The conditions must, however be harder than for code digit 7 and agreed between user and producer. |
| 9K | Protected against water during high-pressure / jet-stream cleaning. | Water that is directed against the housing with greatly increased pressure from any direction must not have any detrimental effect (Applies acc to DIN 40050 - 9 only for road vehicles) |

Insulation Coordination for Electrical Connectors in Low Voltage Plants

Dimensioning of Clearance and Creeping Distances acc. to DIN EN60664-1; following pages show only a part of the standards

Insulation Coordination

Insulation coordination includes the design of the electrical insulation of a connector depending on its use and environment. This occurs either by design of the clearance distances (basis is the expected power surge) or by design of the creeping distance (basis is the operating voltage as well as the quality of the insulating material). Furthermore, insulation-changing conditions are taken into account (pollution, protective measures against pollution, air pressure, thermal or chemical influences).

Air distances are measured according to the outer or inner power surge expected. The four power surge classes (power surge categories I to IV) take the different use of the connector into account.

Depending on the homogeneity of the field between the electrodes (case A – inhomogenous field, case B – homogenous field) the air distances can be determined according to table 2a (minimum air distances); industrial connectors are always determined according to case A.

The influence from pollution when determining the air- and **creeping distances** is taken into account by using four degrees of severity (pollution degree 1 to 4).

Basis of the creeping distances is the rated voltage which is deduced from the operating voltage.

The minimum creeping distances are allocated in table 4 depending on the severity of pollution.

If the product descriptions do not contain any additional information the products listed in this catalogue were rated according to norm DIN VDE 0110 for surge category III and severity of pollution 3.

Surge Category I to IV

- resources of surge category I are goods for the termination of fixed electrical installations of a building. Measures for the limitation of transient surges were taken either in the fixed installation or between the fixed installation and the equipment.
- resources of surge category II are resources which use power and are fed from a fixed installation.
Note: e. g. domestic appliances, portable tools and other appliances as well as similar consumers.
- resources of surge category III are part of a fixed installation. They are resources from which a high degree of availability is expected.
Note: Examples for such appliances are e.g. industrial connectors, distribution panels, power switches, distributors, switches, sockets).
- Devices of surge category IV are for use at the supply terminal of the installation.
Note: Examples for such appliances are electricity counters, overload cut-out switches and Rundsteuergeräte.

Pollution Degree 1 to 4

DIN VDE 0110 defines the pollution degrees as follows: :

Pollution Degree 1:

There is no or only dry, non-conductive pollution. The pollution is without influence.

Pollution Degree 2:

There is only non-conductive pollution. Occasional momentary conductivity due to condensation.

Pollution Degree 3:

There is conductive pollution or dry non-conductive pollution, which becomes conductive due to condensation.

Pollution Degree 4:

There is a continuous conductivity due to conductive dust, rain or moisture.

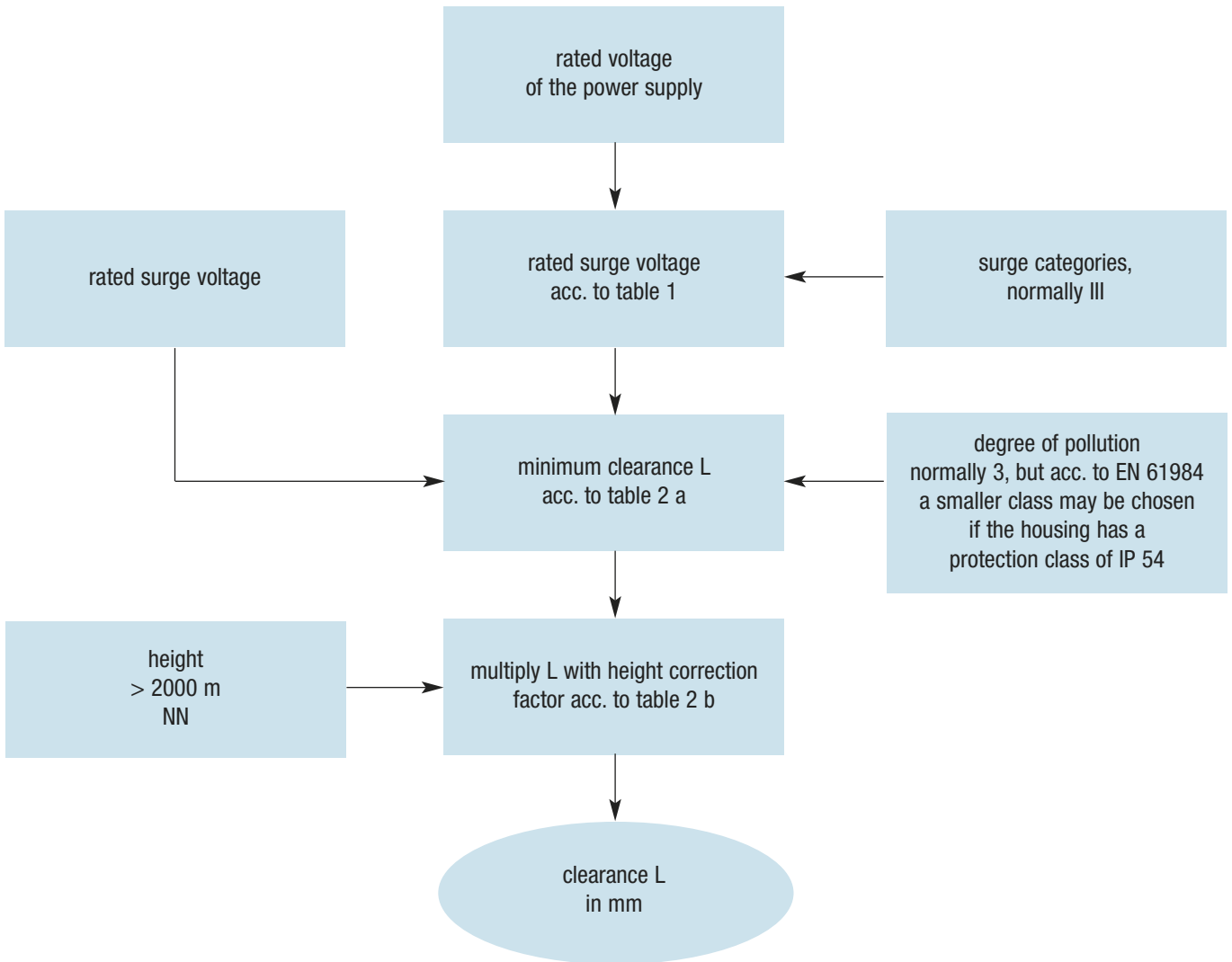
Insulation Material

The insulation materials are divided into the following four groups depending on their comparative tracking index (CTI) :

| | |
|----------------------------|-----------------------------|
| Insulation material I: | $600 \leq \text{CTI}$ |
| Insulation material II: | $400 \leq \text{CTI} < 600$ |
| Insulation material III a: | $175 \leq \text{CTI} < 400$ |

Measurement of Clearances

Diagram for the Determination of Clearances



| Rated Surge Voltage for Utilities | | | | | |
|---|------------------------------|---|--|--|--|
| rated voltage of the power supply *) in V | | Rated Surge Voltage in kV (1,2/50ms) for | | | |
| 3-phase systems | single systems in the centre | utilities at the feed of the installation (surge category IV) | utilities as part of a fixed installation (surge category III) | utilites for connection to fixed installations (surge category II) | Specially protected utilities (surge category I) |
| | 120 up to 240 | 4 | 2,5 | 1,5 | 0,8 |
| 230/400** 277/480** | | 6 | 4 | 2,5 | 1,5 |
| 400/690** | | 8 | 6 | 4 | 2,5 |
| 1000 | | 12 | 8 | 6 | 4 |

*) chosen voltage values

***) the / dash is for a 3-phase system with 4 lines. The lower value is for phase to neutral, the higher value is for phase to phase

| minimum clearance in air at installation heights of up to 2000 m above sea level (NN) | | | | | | | | |
|---|--|-----------|-----------|-----------|--|-----------|-----------|-----------|
| "rated surge voltage [kV]" | case A inhomogenous field) degree of pollution | | | | case B homogenous field) degree of pollution | | | |
| | 1 (mm) | 2 (mm) | 3 (mm) | 4 (mm) | 1 (mm) | 2 (mm) | 3 (mm) | 4 (mm) |
| 0,33 _) | 0,01 | _) | 0,80 | 1,6 | 0,01 | _) | 0,8 | 1,6 |
| 0,40 | 0,02 | | | | 0,02 | | | |
| 0,5 _) | 0,04 | | | | 0,04 | | | |
| 0,60 | 0,06 | | | | 0,06 | | | |
| 0,80 _) | 0,10 | | | | 0,10 | | | |
| 1,0 | 0,15 | 0,25 | 1,0 | 1,6 | 0,15 | 0,2 | 0,8 | 1,6 |
| 1,2 | 0,25 | | | | 0,2 | | | |
| 1,5 _) | 0,5 | | | | 0,5 | | | |
| 2,0 | 1,0 | 1,0 | 1,0 | 0,45 | 0,5 | 1,2 | 1,2 | |
| 2,5 _) | 1,5 | 1,5 | 1,5 | 0,6 | 0,6 | | | |
| 3,0 | 2 | 2 | 2 | 2 | 0,8 | 0,8 | 1,5 | 1,5 |
| 4,0 _) | 3 | 3 | 3 | 3 | 1,2 | 1,2 | | |
| 5,0 | 4 | 4 | 4 | 4 | 1,5 | 1,5 | 1,5 | 1,5 |
| 6,0 _) | 5,5 | 5,5 | 5,5 | 5,5 | 2 | 2 | 2 | 2 |
| 8,0 _) | 8 | 8 | 8 | 8 | 3 | 3 | 3 | 3 |
| 10 | 11 | 11 | 11 | 11 | 3,5 | 3,5 | 3,5 | 3,5 |
| 12 _) | 14 | 14 | 14 | 14 | 4,5 | 4,5 | 4,5 | 4,5 |
| 15 | 18 | 18 | 18 | 18 | 5,5 | 5,5 | 5,5 | 5,5 |
| 20 | 25 | 25 | 25 | 25 | 8 | 8 | 8 | 8 |
| 25 | 33 | 33 | 33 | 33 | 10 | 10 | 10 | 10 |
| 30 | 40 | 40 | 40 | 40 | 12,5 | 12,5 | 12,5 | 12,5 |
| 40 | 60 | 60 | 60 | 60 | 17 | 17 | 17 | 17 |
| 50 | 75 | 75 | 75 | 75 | 22 | 22 | 22 | 22 |
| 60 | 90 | 90 | 90 | 90 | 27 | 27 | 27 | 27 |
| 80 | 130 | 130 | 130 | 130 | 35 | 35 | 35 | 35 |
| 100 | 170 | 170 | 170 | 170 | 45 | 45 | 45 | 45 |

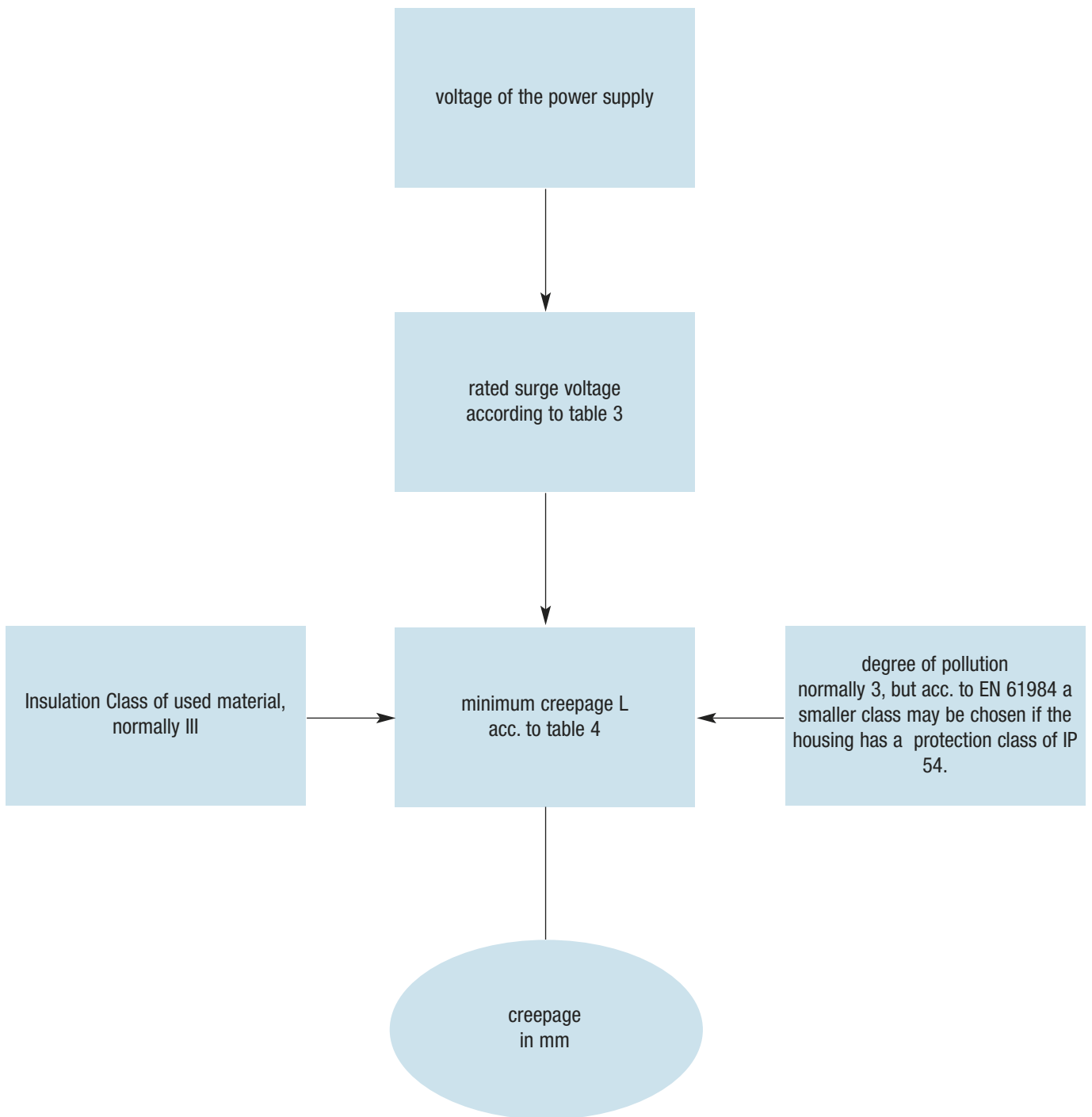
- 1)This voltage is
- for functional insulation: the maximum impulse voltage expected to occur across the clearance
 - for basic insulation directly exposed by transient overvoltages
 - for other basic insulation

_) Preferred values

| Factors for Height Correction | | |
|-------------------------------|----------------------------|-------------------------------------|
| height in m | normal air pressure in kPa | multiplication factor for distances |
| 2000 | 80,0 | 1,00 |
| 3000 | 70,0 | 1,14 |
| 4000 | 62,0 | 1,29 |
| 5000 | 54,0 | 1,48 |
| 6000 | 47,0 | 1,70 |
| 7000 | 41,0 | 1,95 |
| 8000 | 35,5 | 2,25 |
| 9000 | 30,5 | 2,62 |
| 10000 | 26,5 | 3,02 |
| 15000 | 12,0 | 6,67 |
| 20000 | 5,5 | 14,50 |

Measurement of creepage

Diagram for the Determination of creepage



| voltage of the power supply [V] | Rated voltage [V] |
|------------------------------------|----------------------|
| 60 | 63 |
| 110/120/127 | 125 |
| 150 | 160 |
| 208 | 200 |
| 220/230/240 | 250 |
| 300 | 320 |
| 380/400/415 | 400 |
| 440 | 500 |
| 480/500 | 500 |
| 575 | 630 |
| 600 | 630 |
| 660/690 | 630 |
| 720/830 | 800 |
| 960 | 1000 |
| 1000 | 1000 |

Table 3

* the above shown table does not give the entire correlation of world-wide used networks and rated voltages; it is reduced to the most common ones; further details, see DIN EN60664-1

| Creepage in [mm] for electrical Equipments | | | | | | | | | | |
|--|-------------------------------|-----------------------|------|------|-----------------------|------|------|-----------------------|------|------|
| rated voltage [V] | degree of pollution | | | | | | | | | |
| | 1 All Insulator classes | 2 Insulation Class | | | 3 Insulation Class | | | 4 Insulation Class | | |
| | | I | II | III | I | II | III | I | II | III |
| 10 | 0,08 | 0,40 | 0,40 | 0,40 | 1,00 | 1,00 | 1,00 | 1,6 | 1,6 | 1,6 |
| 12,5 | 0,09 | 0,42 | 0,42 | 0,42 | 1,05 | 1,05 | 1,05 | 1,6 | 1,6 | 1,6 |
| 16 | 0,10 | 0,45 | 0,45 | 0,45 | 1,10 | 1,10 | 1,10 | 1,6 | 1,6 | 1,6 |
| 20 | 0,110 | 0,48 | 0,48 | 0,48 | 1,20 | 1,20 | 1,20 | 1,6 | 1,6 | 1,6 |
| 25 | 0,125 | 0,50 | 0,50 | 0,50 | 1,25 | 1,25 | 1,25 | 1,7 | 1,7 | 1,7 |
| 32 | 0,140 | 0,53 | 0,53 | 0,53 | 1,30 | 1,30 | 1,30 | 1,8 | 1,8 | 1,8 |
| 40 | 0,16 | 0,56 | 0,80 | 1,10 | 1,4 | 1,6 | 1,8 | 1,9 | 2,4 | 3,0 |
| 50 | 0,18 | 0,60 | 0,85 | 1,20 | 1,5 | 1,7 | 1,9 | 2,0 | 2,5 | 3,2 |
| 63 | 0,20 | 0,63 | 0,90 | 1,25 | 1,6 | 1,8 | 2,0 | 2,1 | 2,6 | 3,4 |
| 80 | 0,22 | 0,67 | 0,95 | 1,3 | 1,7 | 1,9 | 2,1 | 2,2 | 2,8 | 3,6 |
| 100 | 0,25 | 0,71 | 1,00 | 1,4 | 1,8 | 2,0 | 2,2 | 2,4 | 3,0 | 3,8 |
| 125 | 0,28 | 0,75 | 1,05 | 1,5 | 1,9 | 2,1 | 2,4 | 2,5 | 3,2 | 4,0 |
| 160 | 0,32 | 0,80 | 1,1 | 1,6 | 2,0 | 2,2 | 2,5 | 3,2 | 4,0 | 5,0 |
| 200 | 0,42 | 1,00 | 1,4 | 2,0 | 2,5 | 2,8 | 3,2 | 4,0 | 5,0 | 6,3 |
| 250 | 0,56 | 1,25 | 1,8 | 2,5 | 3,2 | 3,6 | 4,0 | 5,0 | 6,3 | 8,0 |
| 320 | 0,75 | 1,60 | 2,2 | 3,2 | 4,0 | 4,5 | 5,0 | 6,3 | 8,0 | 10,0 |
| 400 | 1,00 | 2,00 | 2,8 | 4,0 | 5,0 | 5,6 | 6,3 | 8,0 | 10,0 | 12,5 |
| 500 | 1,30 | 2,50 | 3,6 | 5,0 | 6,3 | 7,1 | 8,0 | 10,0 | 12,5 | 16,0 |
| 630 | 1,8 | 3,2 | 4,5 | 6,3 | 8,0 | 9 | 10,0 | 12,5 | 16 | 20 |
| 800 | 2,4 | 4,0 | 5,6 | 8,0 | 10,0 | 11 | 12,5 | 16,0 | 20 | 25 |
| 1000 | 3,2 | 5,0 | 7,1 | 10,0 | 12,5 | 14 | 16,0 | 20,0 | 25 | 32 |

Table 4

Technische Kennwerte Serie HF/Technical specifications Series: HF

Crimphülse

- Optimale Materialanpassung entsprechend der Kundenapplikation
- Anpassung auf spezielle Leiterquerschnitte und Verarbeitungswerkzeuge
- Verwendung der gleichen Crimphülse für Stift-, Buchsen- und Erdkontakt
- Robuste widerstandsfähige Crimphülse für vielfältige Industrieanwendungen

- ② Kontaktträger
- ③ Adapter
- ④ Crimphülse



Crimp ferrule

- Optimum material adaptation according to customer's application
- Adaptation to special customer wire size and crimping tools
- Same crimp ferrule for male, female and grounding contact
- Robust crimp ferrule for tough industrial applications


- ② Insulating material plastic
- ③ Adapter
- ④ Crimp ferrule

Male/female contact

- Wear-resistant basic material
- Worn parts can be individually exchanged
- Surface coating according to customer application
- 30% reduced mating and pulling forces
- 50% increase of making cycles
- Variable wire termination

Stift-/ Buchsenkontakt

- Verschleißarmes Basismaterial
- Austausch der Einzelteile durch modularen Aufbau
- Oberflächenveredlung gemäß Kundenanwendungsanforderung
- Reduzierung der Steck-/Ziehkräfte um 30%
- Erhöhung der Steckzyklen um 50%
- Variable Anschlußtechnik



| | |
|-------------------------------------|---|
| Bemessungsstrom | 350 A |
| Bemessungsspannung | 1000 V~, Isolationsgruppe C |
| Prüfspannung | 3 (C) |
| Prüfspannung U_{eff} | 3 kV |
| Durchgangswiderstand | ≤ 1 mΩ |
| Isolationswiderstand | ≥ 10 ¹⁰ Ω |
| Temperaturbereich | - 40°C + 125°C Die obere Grenztemperatur schließt die Kontaktenerwärmung und Erwärmung durch Umgebungstemperatur ein |
| Kabel Anschluß | Crimpanschluß 50 - 150 mm ² |
| Werkstoffe | |
| Kontakteinsätze | thermoplastischer Formstoff glasfaserverstärkt (UL-gelistet) V-0 |
| Kontaktelemente | Kupferlegierung |
| Kontaktoberfläche | hartversilbert |

| | |
|-------------------------------------|---|
| Rated current | 350 A |
| Rated voltage | 1000V~, insulation group C |
| Test voltage | 3 (C) |
| Test voltage U_{rms} | 3 kV |
| Volume resistance | ≤ 1 mΩ |
| Insulation resistance | ≥ 10 ¹⁰ Ω |
| Temperature range | - 40°C + 125°C The maximal limit temperature includes contact heat-up and heat-up caused by ambient temperature. |
| Wire termination | Crimp terminal 50 - 150 mm ² |
| Materials | |
| Contact inserts | thermoplastic material glass-fibre reinforced (UL listed) V-0 |
| Contact elements | copper alloy |
| Contact surfaces | hard-silver-plated |

| | | | | | |
|-----------------------------------|---|----|----|----|----|
| Kontaktzahlen/ No. of contacts | 8 | 14 | 23 | 35 | 48 |
| Baugröße/ Size | 3 | 4 | 6 | 8 | 8 |

Technische Kennwerte Serie MDL/Technical specifications series MDL

- Modular aufgebaute Kontakteinsätze - Baugröße 3-4-6-8-10-12
- Optimale Flexibilität, leichtes Handling, schnelle Montage
- Rationelle Mischbestückung zur Lösung anwenderspezifischer Kundenanforderungen
- Halterahmen zur Aufnahme der variabel einsetzbaren Module, baugleich für Ober- und Unterteil
- Reduzierung der Lagerbestandskosten
- Polarisierter Einsatz der Module in einem Halterahmen
- Leistungs- und Signalübertragung über einen Steckverbinder
- Voreilende Schutzkontakte
- Elektromagnetisch verträgliche Module für Bussystem-Schnittstellen



- Modular contact inserts – sizes 3-4-6-8-10-12
- Optimum flexibility, easy handling, quick assembly
- Rational mixing of connectors, i. e. application specific customer requirements can be solved
- Fixing frame to hold the interchangeable modules, same design for upper and lower part
- Storage costs are reduced
- Polarized use of the modules in a fixing frame
- Power- and signal transmission with one connector
- Leading grounding contact
- Modules, tolerant to electro-magnetic waves, for bus system interfaces

| | |
|---------------------------|---|
| Vorschriften | DIN VDE 0110 für Luft- und Kriechstrecken DIN VDE 0627 für Steckverbinder und Steckvorrichtungen |
| Zulassungen | UL, CSA |
| Modulbaustein | |
| Verschmutzungsgrad | 3 |
| Werkstoff | thermoplastischer Formstoff |
| Temperaturbereich | - 40°C + 125°C |
| Brennbarkeit | nach UL 94 V-0 |

| | |
|--------------------------------|--|
| Regulations | DIN VDE 0110 für clearance and tracking distance DIN VDE 0627 for connectors, plugs and sockets |
| Approvals | UL, CSA |
| Module element | |
| Degree of contamination | 3 |
| Material | thermoplastics |
| Temperature range | - 40°C + 125°C |
| Flammable | acc. to UL 94 V-0 |

| Modulbausteine Module elements | Modulbezeichnung Moduldesignation | Elektrische Kennwerte/Pneumatic Electrical ratings/Pneumatic | Kontaktzahlen No. of contacts |
|---|--|---|--|
| Last/Signal/Power <i>Signal</i> | MDL-HF 1+2 | 1 x (150A/1000V), 2 x (10A/250V) | 3 |
| Last/Signal/Power <i>Signal</i> | MDL-HSS 2+2 | 2 x (63A/1000V), 2 x (10A/250V) | 4 |
| Last/Signal/Power <i>Signal</i> | MDL-HSM 3 + 4 | 3 x (40A/1000V), 4 x (10A/250V) | 7 |
| Pneumatik/ <i>Pneumatic</i> | MDL-AIR | 10 bar, NW = 4,0 | 2 |
| Signal/ <i>Signal</i> | MDL-HN.D | 15 x (10A/400V) | 15, 18 |
| Signal/ <i>Signal</i> | MDL-HD | 18 x (10A/250V) | 15, 18 |
| LWL/ <i>Optical transmission</i> | MDL-LWL | | 18 |
| Signal/ <i>Signal</i> | MDL-HVT | 8 x (16A/400V) | 8 |
| Signal/ <i>Signal</i> | MDL-Twinax | 4 x (16A/150V) | 4 |
| Signal/ <i>Signal</i> | MDL-KX | 6x RG 58/RG 59 | 6 |
| Signal/ <i>Signal</i> | MDL-KX.VT | | 1 |
| Signal/ <i>Signal</i> | MDL-Dynamic | 30 x (5A/600V) | 30 |
| Signal/ <i>Signal</i> | MDL-RJ45 | CAT 5e | 1 |

Anschlussarten/Termination types


- **Schraubanschluss**
Screw connection



- **Spring Clamp-Anschluss**
Spring Clamp connection



- **Crimpanschluss**
Crimp connection



Schraubanschluss/Screw terminal

Schraubanschluss

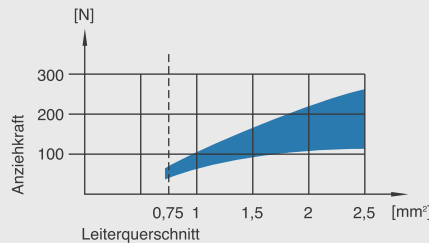
Der Schraubanschluss ist die bekannteste Anschlussart. Ihre Bemessung erfolgt nach VDE 0609. Anzugs- und Prüfdrehmomente entnehmen Sie bitte nebenstehender Tabelle.

Screw terminal

The screw terminal is the most common type of connection. Ratings are based on VDE 0609. Please refer to the table at the left for torques.

| | | | | | | | |
|--------------------------------------|--------------|------------|------------|--------------|------------|------------|---------------------------------------|
| Leiterquerschnitt (mm ²) | 1 | 1,5 | 2,5 | 4 | 6 | 10 | Wire cross section (mm ²) |
| Schraubengewinde | M 2,6 | M 3 | M 3 | M 3,5 | M 4 | M 4 | Thread |
| Prüfdrehmoment Ncm | 40 | 50 | 50 | 80 | 120 | 120 | Test torque Ncm |

Das Diagramm zeigt den Streubereich der Ausziehungskräfte der Leiter aus der Schraubverbindung eines Kontaktelementes mit Klemmschutz. Klemmschraube: M 3 Prüfdrehmoment: 50 Ncm

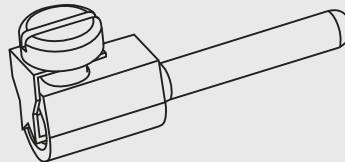


The diagram shows the force range for pulling the conductor out of the screwed connection of a contact element with wire protection. Clamp screw: M 3 Test torque: 50 Ncm

Die einschlägigen Bestimmungen sagen aus:

- Serien HE, HSB-Klemmen **mit Drahtschutz:** Ausser dem Abisolieren ist kein besonderes Herrichten der Leiterenden erforderlich.

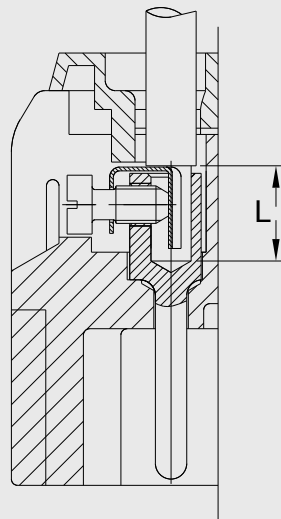
mit Drahtschutz/with wire protection



The relevant regulations stipulate:

- Terminals of series HE, HSB **with wire protection:** No special preparation of wire ends required except for stripping.

| | | | |
|-------------------------------------|---|------------------------------------|--------|
| Kontakt-Einsätze Contact inserts | max. Leiterquerschnitt max. wire cross section | Abisolierlänge Stripping length | |
| | mm ² | AWG | l (mm) |
| HA.3/HA.4 | 2,5 | 14 | 4,5 |
| HE.6-48/HA.10-64 | 2,5 | 14 | 7,0 |
| HSB.6/35 | 6,0 | 10 | 11,5 |



HA Spring Clamp-Anschluss/HA Spring Clamp connection

Technische Kennwerte

Vorschriften: DIN VDE 0110
DIN VDE 0627

Zulassungen: UL/CSA/SEV/VDE

Käfigzugfederanschluß: bis 2,5mm² (AWG 14)
mit Aderendhülse bis 1,5mm² (AWG 16)

Werkstoffe
Kontaktelemente: Kupferlegierung
Kontaktfläche: hartversilbert


Technical ratings

Specification: DIN VDE 0110
DIN VDE 0627

Approval: UL/CSA/SEV/VDE

Cage clamp terminal: up to 2,5mm² (AWG 14)
with wire pin up to 1,5mm² (AWG 16)

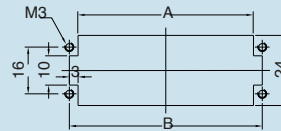
Materials
Contact elements: copper alloy
Contact surface: hard-silver-plated



Kontaktanordnung
Ansicht Anschlußseite
Contact arrangements
view from terminal side

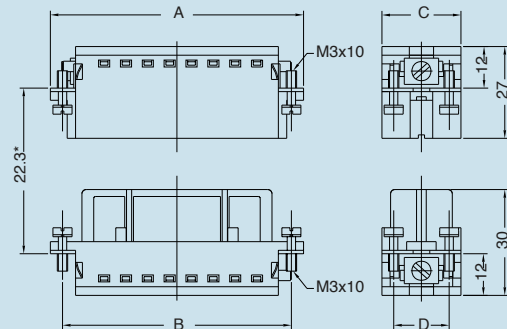


Montageausschnitt für Kontakteinsätze bei Verwendung ohne Geh:
Panel cut-out




Baugröße/Size Maße/Dimensions

| | A | B |
|---|------|------|
| 2 | 43,5 | 49,5 |
| 5 | 60 | 66 |



*Abstand für sichere Kontaktgabe 24 mm


| Baugröße/Size | Maße/Dimensions | | | |
|---------------|-----------------|------|------|----|
| | A | B | C | D |
| 2 | 56,5 | 49,5 | 22,8 | 16 |
| 5 | 73 | 66 | 22,8 | 16 |



HE Spring Clamp-Anschluss/HE Spring Clamp connection

Technische Kennwerte

| | |
|------------------------|---------------------------------|
| Vorschriften: | DIN VDE 0110 DIN VDE 0627 |
| Zulassungen: | UL/CSA/SEV/VDE |
| Käfigzugfederanschluß: | bis 2,5mm ² (AWG 14) |
| Kontaktensätze: | Thermoplastischer Formstoff PBT |
| Kontaktelemente: | Kupferlegierung |
| Kontaktoberfläche: | hartversilbert |



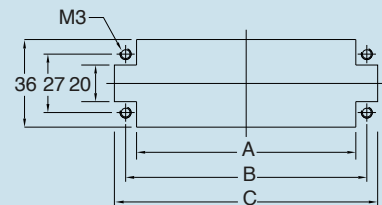
Technical ratings

| | |
|----------------------|--|
| Specification: | DIN VDE 0110 DIN VDE 0627 |
| Approval: | UL/CSA/SEV/VDE |
| Cage clamp terminal: | up to 2,5mm ² (AWG 14) with wire pin up to 1,5mm ² (AWG 16) |

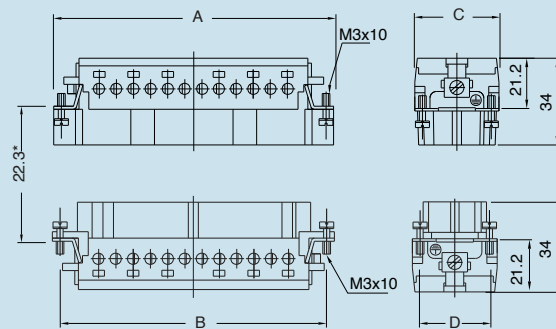
Materials

| | |
|-------------------|--------------------|
| Contact elements: | copper alloy |
| Contact surface: | hard-silver-plated |

Montageausschnitt für Kontakteinsätze bei Verwendung ohne Gehäuse
Panel cut-out




| Baugröße Size | Abmessungen/Dimensions (mm) | | |
|------------------|-----------------------------|------|------|
| | A | B | C |
| 3 | 37 | 44 | 52 |
| 4 | 50 | 57 | 65 |
| 6 | 70,5 | 77,5 | 85,5 |
| 8 | 97 | 104 | 112 |



*Abstand für sichere Kontaktgabe 24 mm

| Baugröße/Size | Maße/Dimensions | | | |
|---------------|-----------------|------|----|----|
| | A | B | C | D |
| 3 | 52 | 44 | 33 | 27 |
| 4 | 63 | 57 | 33 | 27 |
| 6 | 83,5 | 77,5 | 33 | 27 |
| 8 | 110 | 104 | 33 | 27 |



Crimpkontakte/Crimp contacts

Die moderne Crimp-Anschlußtechnik weist gegenüber Schraub- oder Lötanschlüssen wesentliche technische und wirtschaftliche Vorteile auf.

Zum Crimpen werden ein- oder mehrdrähtige Leiter eingesetzt. Der Crimpvorgang kann durch Crimp-Handzangen oder für die Serienfertigung mit halb- oder vollautomatischen Crimpmaschinen erfolgen. Mit Vollautomaten geschieht das Absolieren der Leiter und das Crimpen der Kontakte maschinell in einem Arbeitsgang. Mit Hilfe dieser Crimpwerkzeuge wird der Anschlußbereich des Crimpkontaktes verformt und somit eine feste, gasdichte Verbindung mit dem Leiter hergestellt.

HTS bietet wirtschaftliche und technische Vorteile mit zwei weltweit verbreiteten Crimpsystemen:

- Präzisions-gedrehte HE, HN.D, HVT, HSM, HSL und HSS-Massiv-Crimpkontakte.
- Präzisions-gestanzte HD.M-Crimpkontakte.

1. Die gleichbleibende Crimpqualität garantiert einen konstanten Durchgangswiderstand.
2. Korrosionsfestigkeit durch annähernde Kaltverschweißung.
3. Vorkonfektionierung von Kabelbäumen mit Crimpkontakten.
4. Wesentlich höhere Verdrahtungsgeschwindigkeit.
5. Das Lösen bereits gesteckter Kontakte ist mit speziellem Lösewerkzeug möglich.

Auswahlhilfe Silber/Goldkontakte:

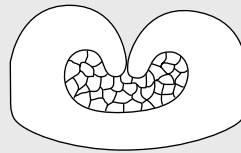
Die Auswahl o.g. Materialien sollte vor folgendem Hintergrund stattfinden:

Verschleiß ist auf Grund der Härte der Goldoberfläche bei vergoldeten Kontakten geringer, was auch höhere Steckzyklen erlaubt. Auch ist die Steckkraft bei vergoldeten Kontakten geringer. Das **Widerstandsverhalten** bei Gold ist konstanter aufgrund der geringeren Reaktionsfreudigkeit: Silber reagiert mit Schwefel und bildet eine dünne Oxidschicht aus. Diese Schicht wird beim Stecken problemlos durchbrochen bzw. von größeren Strömen „verbrannt“.

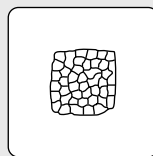
Unserer Erfahrung nach ist ein Einsatz von Goldkontakten nur bei Signal-Stömen und -Spannungen aufgrund des sehr konstanten (zeitlich) Widerstandsverhalten notwendig. Bei Anwendungen >5mA und >5V ist der Einsatz von Silberkontakten aus wirtschaftlichen Gesichtspunkten sinnvoller.

In nebenstehender Grafik ist diese Strom/Spannungs Auswahl zusammengefaßt.
 Spez. Widerstand: Gold: 0,022 Vmm_/m
 Silber: 0,015 Vmm_/m

Schliffbilder einer Crimpstelle
 Cross sections of crimp contacts



F-Crimpfung für HD.M-Kontakte
 F crimp for HD.M contacts



Vierkant Crimpung
 Square section crimping

State-of-the-Art crimping technology is superior to screw or solder terminals compared to technical and economic perspectives.

Solid or multi strand conductors can be used for crimping. Crimping is done with manual crimping tools or semi-automatic crimping machines. Fully automatic machines perform all processes from stripping the conductor to crimping the contacts in a single step. The crimping tools connect the contact and the conductor by applying pressure to the connection area of the contact, thus creating a reliable, gas-tight termination.

HTS offers technical and economic advantages with two world-wide proven and acknowledged crimping systems:

- precision-screw machined solid crimp contacts HE, HN.D, HVT, HSM, HSL and HSS.
- precision-stamped HD.M crimp contacts

1. *The constant crimp quality ensures a constant resistance.*
2. *Connection is almost cold-welded, giving corrosion resistance to the termination.*
3. *Preparation of cable harness with crimp contacts.*
4. *Faster termination times.*
5. *Crimped contacts can be removed with a special tool.*

How to choose between silver- or gold-plated contacts:

The choice of either silver- or gold-plated contacts should be made considering the following: The surface of gold-plated contacts is harder, which means less wear and tear and enables higher mating cycles. The mating force of gold-plated contacts is lower as well.

Gold's resistance performance is more constant due to its low reactivity. Silver reacts with sulphur and forms a thin oxidation layer. When mating this layer can be broken through or 'burnt off' by higher currents.

Our experience has shown that the use of gold-plated contacts is only necessary with signal currents and voltages when very constant resistance performance is required. From an economic point of view it makes more sense to use silver-plated contacts for applications of >5mA and >5V. The graphic shown left is the current/voltage choice.

*Resistance: Gold: 0,022 Vmm_/m
 Silver: 0,015 Vmm_/m*



Crimpkontakte S20DF Serie/Crimp contacts S20DF series

5A

| Bezeichnung Description | Bestelltext Designation | Bestell-Nr. Order No. | Maße mm ² Dimensions mm ² |
|---|--|---|---|
| <p>Stiftkontakt/<i>Pin contact</i></p> <p>Buchsenkontakt/<i>Socket contact</i></p> <p>Werkstoff: Kupferlegierung Oberfläche: - vergoldet Durchgangswiderstand: ≤ 15 mΩ Crimpanschluss: - mm² 0,08 - 0,6 mm² - AWG 28 - 20</p> <p><i>Material: Copper alloy</i> <i>Finish:</i> - gold plated <i>Contact resistance: ≤ 15 mΩ</i> <i>Crimp terminal :</i> - mm² 0,08 - 0,6 mm² - AWG 28 - 20</p> | <p>Stiftkontakt vergoldet <i>Pin contact gold plated</i></p> <p>Bandkontakt/Stift vergoldet <i>Reel contact/pin gold plated</i></p> <p>Buchsenkontakt vergoldet <i>Socket contact gold plated</i></p> <p>Bandkontakt/Buchse vergoldet <i>Reel contact/socket gold plated</i></p> | <p>1-66507-0 1-66506-0</p> <p>66507-4 66506-4</p> <p>1-66505-0 1-66504-0</p> <p>66505-4 66504-4</p> | <p>0,08 – 0,2 0,2 – 0,6</p> <p>0,08 – 0,2 0,2 – 0,6</p> <p>0,08 – 0,2 0,2 – 0,6</p> <p>0,08 – 0,2 0,2 – 0,6</p> |

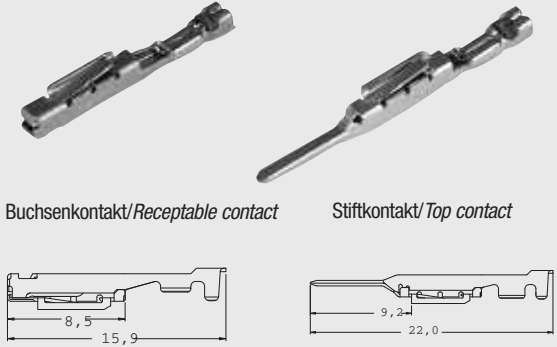
Werkzeuge für Crimptechnik S20DF Serie/Crimping tools S20DF series

| Bezeichnung Description | Bestelltext Designation | Bestell-Nr. Order No. | Querschnitt mm ² Cross section mm ² |
|---|--|--------------------------|--|
| <p>Crimpzange <i>Crimping tool</i></p> | <p>Certi-Crimp Reel-Fed Certi Lok*</p> | <p>169424-1</p> | |
| <p>Ausdrückwerkzeug /<i>Extraction tool</i></p> | <p>S20DF</p> | <p>91285-1</p> | <p>alle Querschnitte <i>all cross sections</i></p> |
| <p>Eindrückwerkzeug/<i>Insertion tool</i></p> | <p>S20DF</p> | <p>726363-1</p> | |

*für Bandkontakte/lor reel contacts

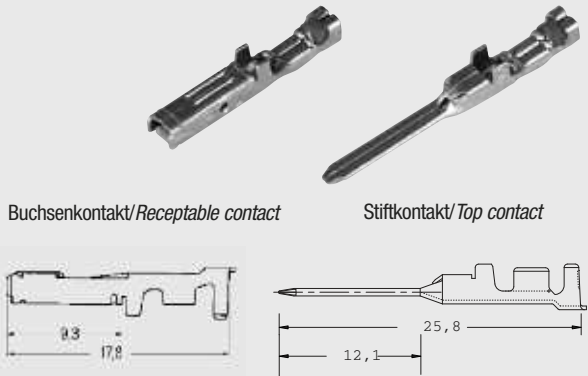
Crimpkontakte Dynamic 2800 Serie/Crimp contacts Dynamic 2800 series

5A

| Bezeichnung Description | Bestelltext Designation | Bestell-Nr. Order No. | Maße mm ² Dimensions mm ² | Werkzeug Tool |
|--|--|--------------------------|--|--|
|  <p>Buchsenkontakt/Receptable contact Stiftkontakt/Top contact</p> <p>Werkstoff: Kupferlegierung Oberfläche: - vergoldet Durchgangswiderstand: ≤ 3 mΩ Crimpanschluss: - mm² 0,08 - 0,85 mm² - AWG 28 - 18</p> <p><i>Material: Copper alloy Finish: - gold plated Contact resistance: ≤ 3 mΩ Crimp terminal : - mm² 0,08 - 0,85 mm² - AWG 28 - 18</i></p> | Stiftkontakt vergoldet Top contact gold plated | 1318112-1 1318111-1 | 0,08 – 0,2 (S) 0,3 – 0,85 (M) | 91576-1 91595-1 |
| | Bandkontakt/Stift vergoldet Strip form Top contact gold plated | 1318110-1 1318109-1 | 0,08 – 0,2 (S) 0,3 – 0,85 (M) | (Applicator) 1385232-2 1385231-2 |
| | Buchsenkontakt vergoldet Receptable contact gold plated | 1318108-1 1318107-1 | 0,08 – 0,2 (S) 0,3 – 0,85 (M) | 91596-1 91595-1 |
| | Bandkontakt/Buchse vergoldet Strip form Receptable contact gold plated | 1318106-1 1318105-1 | 0,08 – 0,2 (S) 0,3 – 0,85 (M) | (Applicator) 1385232-2 1385231-2 |

Crimpkontakte Dynamic 3800 Serie/Crimp contacts Dynamic 3800 series

8A

| Bezeichnung Description | Bestelltext Designation | Bestell-Nr. Order No. | Maße mm ² Dimensions mm ² | Werkzeug Tool |
|--|--|--|--|---|
|  <p>Buchsenkontakt/Receptable contact Stiftkontakt/Top contact</p> <p>Werkstoff: Kupferlegierung Oberfläche: - vergoldet Durchgangswiderstand: ≤ 3 mΩ Crimpanschluss: - mm² 0,06 - 2,2 mm² - AWG 28 - 14</p> <p><i>Material: Copper alloy Finish: - gold plated Contact resistance: ≤ 3 mΩ Crimp terminal : - mm² 0,06 - 2,2 mm² - AWG 28 - 14</i></p> | Stiftkontakt vergoldet Top contact gold plated | 175287-2 175288-2 175289-2 987512-2 | 0,06 – 0,2 (S) 0,2 – 0,5 (M) 0,5 – 1,25 (L) 1,25 – 2,2 (2L) | 91565-1 91559-1 91558-1 91560-1 |
| | Bandkontakt/Stift vergoldet Strip form Top contact gold plated | 175284-2 175285-2 175286-2 917485-2 | 0,06 – 0,2 (S) 0,2 – 0,5 (M) 0,5 – 1,25 (L) 1,25 – 2,2 (2L) | (Applicator) 1276659-1 937472-1 1385001-2 1276662-1 |
| | Buchsenkontakt vergoldet Receptable contact gold plated | 175216-2 175217-2 175218-2 917511-2 | 0,06 – 0,2 (S) 0,2 – 0,5 (M) 0,5 – 1,25 (L) 1,25 – 2,2 (2L) | 91565-1 91559-1 91558-1 91560-1 |
| | Bandkontakt/Buchse vergoldet Strip form Receptable contact gold plated | 175194-2 175195-2 175196-2 917484-2 | 0,06 – 0,2 (S) 0,2 – 0,5 (M) 0,5 – 1,25 (L) 1,25 – 2,2 (2L) | (Applicator) 1276659-1 937472-1 1385001-2 1276662-1 |

Crimpkontakte HN.D Serie/Crimp contacts HN.D series **10A**

| Bezeichnung Description | Bestelltext Designation | Bestell-Nr. Order No. | Maße mm ² Dimensions mm ² | | | | | | | | | | | | | | | | | | |
|---|---|---|---|---|-----------------------------|------|---|---------------------|------|---|--------------------------|------|---|---------------------|------|---|---------------------|------|--|---|--|
| <p>Stiftkontakt/<i>Pin contact</i></p> <p>Buchsenkontakt/<i>Socket contact</i></p> <p>Werkstoff: Kupferlegierung Oberfläche: - hartversilbert - hartvergoldet Durchgangswiderstand: ≤ 3 mΩ Crimpanschluss: - mm² 0,14 - 2,5 mm² - AWG 26 - 14</p> <p><i>Material: Copper alloy</i> <i>Finish:</i> - hard silver - hard gold <i>Contact resistance: ≤ 3 mΩ</i> <i>Crimp terminal :</i> - mm² 0,14 - 2,5 mm² - AWG 26 - 14</p> | Stiftkontakt versilbert <i>Pin contact silver plated</i> | 1-1105050-1 2-1105050-1 3-1105050-1 4-1105050-1 5-1105050-1 | 0,14-0,37 0,5 0,75-1,0 1,5 2,5 | | | | | | | | | | | | | | | | | | |
| | Stiftkontakt vergoldet <i>Pin contact gold plated</i> | 1-1105050-2 2-1105050-2 3-1105050-2 4-1105050-2 5-1105050-2 | 0,14-0,37 0,5 0,75-1,0 1,5 2,5 | | | | | | | | | | | | | | | | | | |
| <p>HN.D – Gedrehte Crimpkontakte/Screw machined crimp contacts Querschnittskennzeichnung/Designation of cross section</p> <table border="1"> <thead> <tr> <th>Kennzeichnung <i>Designation</i></th> <th>Leiterquerschnitt <i>Wire cross section</i></th> <th>Abisolierlänge der Litze <i>Stripping length</i></th> </tr> </thead> <tbody> <tr><td>1</td><td>0,14 - 0,37 mm²</td><td>8 mm</td></tr> <tr><td>2</td><td>0,5 mm²</td><td>8 mm</td></tr> <tr><td>3</td><td>0,75 - 1 mm²</td><td>8 mm</td></tr> <tr><td>4</td><td>1,5 mm²</td><td>8 mm</td></tr> <tr><td>5</td><td>2,5 mm²</td><td>6 mm</td></tr> </tbody> </table> | Kennzeichnung <i>Designation</i> | Leiterquerschnitt <i>Wire cross section</i> | Abisolierlänge der Litze <i>Stripping length</i> | 1 | 0,14 - 0,37 mm ² | 8 mm | 2 | 0,5 mm ² | 8 mm | 3 | 0,75 - 1 mm ² | 8 mm | 4 | 1,5 mm ² | 8 mm | 5 | 2,5 mm ² | 6 mm | Buchsenkontakt versilbert <i>Socket contact silver plated</i> | 1-1105051-1 2-1105051-1 3-1105051-1 4-1105051-1 5-1105051-1 | 0,14-0,37 0,5 0,75-1,0 1,5 2,5 |
| | Kennzeichnung <i>Designation</i> | Leiterquerschnitt <i>Wire cross section</i> | Abisolierlänge der Litze <i>Stripping length</i> | | | | | | | | | | | | | | | | | | |
| 1 | 0,14 - 0,37 mm ² | 8 mm | | | | | | | | | | | | | | | | | | | |
| 2 | 0,5 mm ² | 8 mm | | | | | | | | | | | | | | | | | | | |
| 3 | 0,75 - 1 mm ² | 8 mm | | | | | | | | | | | | | | | | | | | |
| 4 | 1,5 mm ² | 8 mm | | | | | | | | | | | | | | | | | | | |
| 5 | 2,5 mm ² | 6 mm | | | | | | | | | | | | | | | | | | | |
| Buchsenkontaktvergoldet <i>Socket contact gold plated</i> | 1-1105051-2 2-1105051-2 3-1105051-2 4-1105051-2 5-1105051-2 | 0,14-0,37 0,5 0,75-1,0 1,5 2,5 | | | | | | | | | | | | | | | | | | | |

Werkzeuge für Crimptechnik HN.D Serie/Crimping tools HN.D series

| Bezeichnung Description | Bestelltext Designation | Bestell-Nr. Order No. | Querschnitt mm ² Cross section mm ² |
|--|-------------------------------|--------------------------|--|
| Crimpzange ohne Locator und Matrize <i>Crimping tool without locator and die</i> | RSZ.BAS | 1-1105850-8 | |
| Crimpzange mit Locator und Matrize <i>Crimping tool with locator and die</i> | RSZ.HE-HN.D-HVT | 1-1105851-8 | |
| Locator und Matrize 0,14 – 4mm² <i>Locator and die 0,14 – 4mm²</i> | RSZ.LC 0,14-4 mm ² | 1-1105852-8 | 0,14-4mm ² |
| Crimpzange ohne Locator <i>Crimping tool without locator</i> | Daniels Tool AF8 | 601967-1 | |
| Locator hierzu <i>Locator for the tool</i> | Turnet | 523168-5 | |
| Ausdrückwerkzeug HN.D/Extraction tool HN.D | AWZG-HN.D-RSZ | 0-1102855-2 | alle Querschnitte all cross sections |
| Eindrückwerkzeug/Insertion tool | EWZG-RSZ | 0-1102855-6 | |

Crimpkontakte HD.M Serie/Crimp contacts HD.M series

10A

| Bezeichnung Description | Bestelltext Designation | Bestell-Nr. Order No. | Maße mm ² Dimensions mm ² | | | | | | | | | | | | | | | |
|--|------------------------------|---|--|---|----------------------------|--------|---|---------------------------|--------|---|---------------------------|--------|---|---------------------------|--------|--|--|--|
| <p>Stiftkontakt/<i>Pin contact</i></p> <p>Buchsenkontakt/<i>Socket contact</i></p> <p>Werkstoff: Kupferlegierung Oberfläche: - verzinkt - hartvergoldet Durchgangswiderstand: ≤ 3 mΩ Crimpanschluss: - mm² 0,14 - 2,5 mm² - AWG 26 - 14</p> <p>Material: <i>Copper alloy</i> Finish: - tin plated - hard gold Contact resistance: ≤ 3 mΩ Crimp terminal : - mm² 0,14 - 2,5 mm² - AWG 26 - 14</p> <p>HD.M – Gestanzte Crimpkontakte/<i>Stamped machined crimp contacts</i> Querschnittskennzeichnung/<i>Designation of cross section</i></p> <table border="1"> <thead> <tr> <th>Kennzeichnung Designation</th> <th>Leiterquerschnitt Wire cross section</th> <th>Abisolierlänge der Litze Stripping length</th> </tr> </thead> <tbody> <tr> <td>1</td> <td>0,2 - 0,56 mm²</td> <td>3,5 mm</td> </tr> <tr> <td>2</td> <td>0,5 - 1,5 mm²</td> <td>3,5 mm</td> </tr> <tr> <td>3</td> <td>0,8 - 1,5 mm²</td> <td>3,5 mm</td> </tr> <tr> <td>4</td> <td>1,5 - 2,5 mm²</td> <td>3,5 mm</td> </tr> </tbody> </table> <p>Verpackungseinheiten/<i>Packing unit</i> Kontakte am Band/<i>Contacts on reel</i>. A= 5.000 Stück/<i>Pieces</i>, B= 4.000 Stück/<i>Pieces</i></p> | Kennzeichnung Designation | Leiterquerschnitt Wire cross section | Abisolierlänge der Litze Stripping length | 1 | 0,2 - 0,56 mm ² | 3,5 mm | 2 | 0,5 - 1,5 mm ² | 3,5 mm | 3 | 0,8 - 1,5 mm ² | 3,5 mm | 4 | 1,5 - 2,5 mm ² | 3,5 mm | <p>Stiftkontakt verzinkt <i>Pin contact tin plated</i></p> <p>Bandkontakt/Stift verzinkt <i>Reel contact/pin tin plated</i></p> <p>Stiftkontakt vergoldet <i>Pin contact gold plated</i></p> <p>Bandkontakt/Stift vergoldet <i>Reel contact/pin gold plated</i></p> <p>Buchsenkontakt verzinkt <i>Socket contact tin plated</i></p> <p>Buchsenkontakt vergoldet <i>Socket contact gold plated</i></p> <p>Bandkontakt/Buchse vergoldet <i>Reel contact/socket gold plated</i></p> | <p>1-1105000-3 2-1105000-3 4-1105000-3</p> <p>0-0164161-9 0-0166824-2</p> <p>1-1105000-2 3-1105000-2</p> <p>0-0164160-4 0-0164161-4</p> <p>1-1105001-3 2-1105001-3 4-1105001-3</p> <p>1-1105001-2 3-1105001-2</p> <p>1-0163087-1 0-0163083-7</p> | <p>0,3 – 0,56 0,5 – 1,5 1,5 – 2,5</p> <p>0,5 – 1,5 1,5 – 2,5</p> <p>0,3 – 0,56 0,8 – 1,5</p> <p>0,3 – 0,56 0,8 – 1,5</p> <p>0,3 – 0,56 0,5 – 1,5 1,5 – 2,5</p> <p>0,3 – 0,56 0,8 – 1,5</p> <p>0,3 – 0,56 0,8 – 1,5</p> |
| | Kennzeichnung Designation | Leiterquerschnitt Wire cross section | Abisolierlänge der Litze Stripping length | | | | | | | | | | | | | | | |
| 1 | 0,2 - 0,56 mm ² | 3,5 mm | | | | | | | | | | | | | | | | |
| 2 | 0,5 - 1,5 mm ² | 3,5 mm | | | | | | | | | | | | | | | | |
| 3 | 0,8 - 1,5 mm ² | 3,5 mm | | | | | | | | | | | | | | | | |
| 4 | 1,5 - 2,5 mm ² | 3,5 mm | | | | | | | | | | | | | | | | |

Werkzeuge für Crimptechnik HD.M Serie/Crimping tools HD.M series

| Bezeichnung Description | Bestelltext Designation | Bestell-Nr. Order No. | Querschnitt mm ² Cross section mm ² |
|---|----------------------------|--------------------------|---|
| <p>Crimpzange ohne Locator und Matrize <i>Crimping tool without locator and die</i></p> | RSZ.BAS | 539635-1 | |
| <p>Locator und Matrize <i>Locator and die</i></p> | ERGO-DIE XII | 539742-2 | 0,2-2,5mm ² für Kontakte PN <i>for contacts PN</i> |
| <p>Ausdrückwerkzeug HD.M/<i>Extraction tool HD.M</i></p> | AWZG-HD.M-RSZ | 0-1102855-1 | alle Querschnitte <i>all cross sections</i> |
| <p>Eindrückwerkzeug/<i>Insertion tool</i></p> | EWZG-RSZ | 0-1102855-6 | unter 0,75mm ² <i>below 0,75mm²</i> |

Crimpkontakte HGQ10 Serie/Crimp contacts HGQ10 series

20A

| Bezeichnung Description | Bestelltext Designation | Bestell-Nr. Order No. | Maße mm² Dimensions mm² | Werkzeug Tool |
|---|---|--|--|--|
| <p>Buchsenkontakt/Socket contact</p> <p>Stiftkontakt/Pin contact</p> <p>Werkstoff: Kupferlegierung Oberfläche: - verzinnt Durchgangswiderstand: ≤ 3 mΩ Crimpanschluss: - mm² 0,2 - 4,0 mm² - AWG 24 - 12</p> <p>Andere Oberflächen und Werkstoffe auf Anfrage Other finishes and Materials on request</p> <p>Product Spec.: 108-18027 Appl. Spec.: 114-18018</p> | Stiftkontakt verzinnt Pin contact tin plated | 962966-1 962967-1 962968-1 962969-1 | 0,2–0,4 0,5–1,0 1,0–2,5 2,5–4,0 | 734285-1 734285-1 734285-2 734285-3 |
| | Bandkontakt/Stift verzinnt Reel contact/pin tin plated | 929962-1 929963-1 929964-1 929965-1 | 0,2–0,4 0,5–1,0 1,0–2,5 2,5–4,0 | 734285-1 734285-1 734285-2 734285-3 |
| | Buchsenkontakt verzinnt Socket contact tin plated | 962976-1 962977-1 962978-1 962979-1 | 0,2–0,4 0,5–1,0 1,0–2,5 2,5–4,0 | 734285-1 734285-1 734285-2 734285-3 |
| | Bandkontakt/Buchse verzinnt Reel contact/socket tin plated | 929969-1 929970-1 929971-1 929972-1 | 0,2–0,4 0,5–1,0 1,0–2,5 2,5–4,0 | 734285-1 734285-1 734285-2 734285-3 |

Werkzeuge für Crimptechnik HGQ10 Serie/Crimping tools HGQ10 series

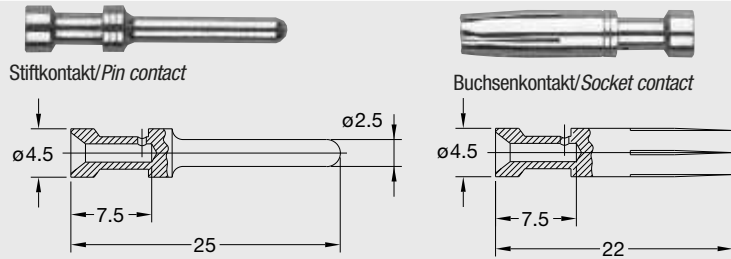
| Bezeichnung Description | Bestelltext Designation | Bestell-Nr. Order No. | Querschnitt mm² Cross section mm² |
|---|----------------------------|---|--------------------------------------|
| Ausdrückwerkzeug /Extraction tool | Extraction tool | 1-1579007-8 | |
| Crimpzange mit Locator Crimping tool with locator | Handtool | 734285-11,5 mm² 734285-22,5 mm² 734285-34,0 mm² | |
| Halb-/Vollautomat auf Anfrage Bench and Automatic tooling on request | Safety Press SSC-2FP | 1481004-7 | |
| | Ergo Die Adapter | 1579000-7 | |



Crimpkontakte HE/HA Serie/Crimp contacts HE/HA series

16A

Bezeichnung
Description

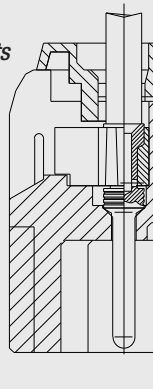


Werkstoff: Kupferlegierung
 Oberfläche:
 - hartversilbert
 - hartvergoldet
 Durchgangswiderstand: $\leq 1 \text{ m}\Omega$
 Crimpanschluss:
 - mm^2 0,5 - 4,0 mm^2
 - AWG 20 - 12

Material: Copper alloy
 Finish:
 - hard silver
 - hard gold
 Contact resistance: $\leq 1 \text{ m}\Omega$
 Crimp terminal :
 - mm^2 0,5 - 4,0 mm^2
 - AWG 20 - 12

HE/HA – Gedrehte Crimpkontakte/Screw machined crimp contacts
 Querschnittskennzeichnung/Designation of cross section

| Kennzeichnung <i>Designation</i> | Leiterquerschnitt <i>Wire cross section</i> | Abisolierlänge der Litze <i>Stripping length</i> |
|-------------------------------------|--|---|
| 3 Rillen/3 grooves | 0,14 - 0,34 mm^2 | 7,5 mm |
| keine Rille/no groove | 0,5 mm^2 | 7,5 mm |
| 1 Rille/1 groove | 0,75 - 1 mm^2 | 7,5 mm |
| 2 Rillen/2 grooves | 1,5 mm^2 | 7,5 mm |
| 3 Rillen/3 grooves | 2,5 mm^2 | 7,5 mm |
| keine Rille/no groove | 4,0 mm^2 | 7,5 mm |



Bestelltext
Designation

Bestell-Nr.
Order No.

Maße mm²
Dimensions mm²

Stiftkontakt versilbert
Pin contact silver plated



| | |
|-------------|----------|
| 6-1105100-1 | 0,14 |
| 1-1105100-1 | 0,5 |
| 2-1105100-1 | 0,75 - 1 |
| 3-1105100-1 | 1,5 |
| 4-1105100-1 | 2,5 |
| 5-1105100-1 | 4,0 |

Stiftkontakt vergoldet
Pin contact gold plated



| | |
|-------------|-------------|
| 6-1105100-2 | 0,14 - 0,34 |
| 1-1105100-2 | 0,5 |
| 2-1105100-2 | 0,75 - 1 |
| 3-1105100-2 | 1,5 |
| 4-1105100-2 | 2,5 |
| 5-1105100-2 | 4,0 |

Buchsenkontakt versilbert
Socket contact silver plated



| | |
|-------------|----------|
| 6-1105101-1 | 0,14 |
| 1-1105101-1 | 0,5 |
| 2-1105101-1 | 0,75 - 1 |
| 3-1105101-1 | 1,5 |
| 4-1105101-1 | 2,5 |
| 5-1105101-1 | 4,0 |

Buchsenkontakt vergoldet
Socket contact gold plated



| | |
|-------------|-------------|
| 6-1105101-2 | 0,14 - 0,34 |
| 1-1105101-2 | 0,5 |
| 2-1105101-2 | 0,75 - 1 |
| 3-1105101-2 | 1,5 |
| 4-1105101-2 | 2,5 |
| 5-1105101-2 | 4,0 |

Werkzeuge für Crimptechnik HE/HA Serie/Crimping tools HE/HA series

Bezeichnung
Description

Bestelltext
Designation

Bestell-Nr.
Order No.

Querschnitt mm²
Cross section mm²

Crimpzange ohne Locator und Matrize
Crimping tool without locator and die



RSZ.BAS

1-1105850-8

Crimpzange mit Locator und Matrize
Crimping tool with locator and die



RSZ.HE-HN.D-HVT

1-1105851-8

Locator und Matrize 0,14 - 4mm²
Locator and die 0,14 - 4mm²



RSZ.LC 0,14-4 mm²

1-1105852-8

0,14-4mm²

Crimpzange ohne Locator
Crimping tool without locator



Daniels Tool AFS

601967-1

Locator hierzu
Locator for the tool



Turnet

523168-6

0,14-4mm²

Ausdrückwerkzeug HE/Extraction tool HE



AWZG-RSZ

0-1102855-7

alle Querschnitte
all cross sections

Eindrückwerkzeug/Insertion tool



EWZG-RSZ

0-1102855-6

Crimpkontakte HVT Serie/Crimp contacts HVT series

16A

| Bezeichnung Description | Bestelltext Designation | Bestell-Nr. Order No. | Maße mm ² Dimensions mm ² | | | | | | | | | | | | | | | | | | | | | |
|---|---|--|--|---|----------------------------|------|---|---------------------|------|---|--------------------------|------|---|---------------------|------|---|---------------------|------|---|---------------------|------|--|--|--|
| <p>Stiftkontakt/<i>Pin contact</i></p> <p>Buchsenkontakt/<i>Socket contact</i></p> <p>Werkstoff: Kupferlegierung Oberfläche: - hartversilbert - hartvergoldet Durchgangswiderstand: ≤ 3 mΩ Crimpanschluss: - mm² 0,13 - 4,0 mm² - AWG 20 - 12</p> <p><i>Material: Copper alloy</i> <i>Finish:</i> - <i>hard silver</i> - <i>hard gold</i> <i>Contact resistance: ≤ 3 mΩ</i> <i>Crimp terminal :</i> - mm² 0,13 - 4,0 mm² - AWG 20 - 12</p> | Stiftkontakt versilbert <i>Pin contact silver plated</i> | 6-1105300-1 1-1105300-1 2-1105300-1 3-1105300-1 4-1105300-1 5-1105300-1 | 0,13 - 0,4 0,5 0,75 - 1,0 1,5 2,5 4,0 | | | | | | | | | | | | | | | | | | | | | |
| | Stiftkontakt vergoldet <i>Pin contact gold plated</i> | 6-1105300-2 1-1105300-2 2-1105300-2 3-1105300-2 4-1105300-2 5-1105300-2 | 0,13 - 0,4 0,5 0,75 - 1,0 1,5 2,5 4,0 | | | | | | | | | | | | | | | | | | | | | |
| <p>HVT – Gedrehte Crimpkontakte/<i>Screw machined crimp contacts</i> Querschnittskennzeichnung/<i>Designation of cross section</i></p> <table border="1"> <thead> <tr> <th>Kennzeichnung <i>Designation</i></th> <th>Leiterquerschnitt <i>Wire cross section</i></th> <th>Abisolierlänge der Litze <i>Stripping length</i></th> </tr> </thead> <tbody> <tr><td>1</td><td>0,13 - 0,4 mm²</td><td>8 mm</td></tr> <tr><td>2</td><td>0,5 mm²</td><td>8 mm</td></tr> <tr><td>3</td><td>0,75 - 1 mm²</td><td>8 mm</td></tr> <tr><td>4</td><td>1,5 mm²</td><td>8 mm</td></tr> <tr><td>5</td><td>2,5 mm²</td><td>8 mm</td></tr> <tr><td>6</td><td>4,0 mm²</td><td>8 mm</td></tr> </tbody> </table> <p>Kennzeichnung <i>Designation</i></p> <p>Leiterquerschnitt <i>Wire cross section</i></p> <p>Abisolierlänge der Litze <i>Stripping length</i></p> | Kennzeichnung <i>Designation</i> | Leiterquerschnitt <i>Wire cross section</i> | Abisolierlänge der Litze <i>Stripping length</i> | 1 | 0,13 - 0,4 mm ² | 8 mm | 2 | 0,5 mm ² | 8 mm | 3 | 0,75 - 1 mm ² | 8 mm | 4 | 1,5 mm ² | 8 mm | 5 | 2,5 mm ² | 8 mm | 6 | 4,0 mm ² | 8 mm | Buchsenkontakt versilbert <i>Socket contact silver plated</i> | 6-1105301-1 1-1105301-1 2-1105301-1 3-1105301-1 4-1105301-1 5-1105301-1 | 0,13 - 0,4 0,5 0,75 - 1,0 1,5 2,5 4,0 |
| | Kennzeichnung <i>Designation</i> | Leiterquerschnitt <i>Wire cross section</i> | Abisolierlänge der Litze <i>Stripping length</i> | | | | | | | | | | | | | | | | | | | | | |
| 1 | 0,13 - 0,4 mm ² | 8 mm | | | | | | | | | | | | | | | | | | | | | | |
| 2 | 0,5 mm ² | 8 mm | | | | | | | | | | | | | | | | | | | | | | |
| 3 | 0,75 - 1 mm ² | 8 mm | | | | | | | | | | | | | | | | | | | | | | |
| 4 | 1,5 mm ² | 8 mm | | | | | | | | | | | | | | | | | | | | | | |
| 5 | 2,5 mm ² | 8 mm | | | | | | | | | | | | | | | | | | | | | | |
| 6 | 4,0 mm ² | 8 mm | | | | | | | | | | | | | | | | | | | | | | |
| | Buchsenkontakt vergoldet <i>Socket contact gold plated</i> | 6-1105301-2 1-1105301-2 2-1105301-2 3-1105301-2 4-1105301-2 5-1105301-2 | 0,13 - 0,4 0,5 0,75 - 1,0 1,5 2,5 4,0 | | | | | | | | | | | | | | | | | | | | | |

Werkzeuge für Crimptechnik HVT Serie/Crimping tools HVT series

| Bezeichnung Description | Bestelltext Designation | Bestell-Nr. Order No. | Querschnitt mm ² Cross section mm ² |
|--|-------------------------------|--------------------------|--|
| Crimpzange ohne Locator und Matrize <i>Crimping tool without locator and die</i> | RSZ.BAS | 1-1105850-8 | |
| Crimpzange mit Locator und Matrize <i>Crimping tool with locator and die</i> | RSZ.HE-HN.D-HVT | 1-1105851-8 | |
| Locator und Matrize 0,14 – 4mm ² <i>Locator and die 0,14 – 4mm²</i> | RSZ.LC 0,14-4 mm ² | 1-1105852-8 | 0,14-4mm ² |
| Crimpzange ohne Locator <i>Crimping tool without locator</i> | Daniels Tool AFS | 601967-1 | |
| Locator hierzu <i>Locator for the tool</i> | Turnet | 523168-5 | 0,14-4mm ² |
| Ausdrückwerkzeug HE/ <i>Extraction tool HE</i> | AWZG-RSZ | 0-1102855-3 | alle Querschnitte <i>all cross sections</i> |
| Eindrückwerkzeug/ <i>Insertion tool</i> | EWZG-RSZ | 0-1102855-6 | |

Crimpkontakte HSK Serie/Crimp contacts HSK series

40A

| Bezeichnung Description | Bestelltext Designation | Bestell-Nr. Order No. | Maße mm ² Dimensions mm ² | | | | | | | | | | | | | | | | | | |
|--|---|---|---|---|---------------------|---------|---|---------------------|---------|---|-------------------|---------|---|-------------------|---------|---|--------------------|---------|--|--|--|
| <p>Stiftkontakt/<i>Pin contact</i></p> <p>Buchsenkontakt/<i>Socket contact</i></p> <p>Werkstoff: Kupferlegierung Oberfläche: - hartversilbert - hartvergoldet Durchgangswiderstand: ≤ 3 mΩ Crimpanschluss: - mm² 1,5 - 10,0 mm² - AWG 16 - 8</p> <p>Material: Copper alloy Finish: - hard silver - hard gold Contact resistance: ≤ 3 mΩ Crimp terminal : - mm² 1,5 - 10,0 mm² - AWG 16 - 8</p> | <p>Stiftkontakt versilbert <i>Pin contact silver plated</i></p> <p>Stiftkontakt vergoldet <i>Pin contact gold plated</i></p> <p>Buchsenkontakt versilbert <i>Socket contact silver plated</i></p> <p>Buchsenkontakt vergoldet <i>Socket contact gold plated</i></p> | <p>1-1108757-1 2-1108757-1 3-1108757-1 4-1108757-1 5-1108757-1</p> <p>auf Anfrage/ <i>on request</i></p> <p>1-1108756-1 2-1108756-1 3-1108756-1 4-1108756-1 5-1108756-1</p> <p>auf Anfrage/ <i>on request</i></p> | <p>1,5 2,5 4 6 10</p> <p>1,5 2,5 4 6 10</p> | | | | | | | | | | | | | | | | | | |
| <p>HSK – Gedrehte Crimpkontakte/<i>Screw machined crimp contacts</i> Querschnittskennzeichnung/<i>Designation of cross section</i></p> <table border="1"> <thead> <tr> <th>Kennzeichnung <i>Designation</i></th> <th>Leiterquerschnitt <i>Wire cross section</i></th> <th>Abisolierlänge der Litze <i>Stripping length</i></th> </tr> </thead> <tbody> <tr> <td>4</td> <td>1,5 mm²</td> <td>11,5 mm</td> </tr> <tr> <td>5</td> <td>2,5 mm²</td> <td>11,5 mm</td> </tr> <tr> <td>6</td> <td>4 mm²</td> <td>11,5 mm</td> </tr> <tr> <td>7</td> <td>6 mm²</td> <td>11,5 mm</td> </tr> <tr> <td>8</td> <td>10 mm²</td> <td>11,5 mm</td> </tr> </tbody> </table> | Kennzeichnung <i>Designation</i> | Leiterquerschnitt <i>Wire cross section</i> | Abisolierlänge der Litze <i>Stripping length</i> | 4 | 1,5 mm ² | 11,5 mm | 5 | 2,5 mm ² | 11,5 mm | 6 | 4 mm ² | 11,5 mm | 7 | 6 mm ² | 11,5 mm | 8 | 10 mm ² | 11,5 mm | | | |
| Kennzeichnung <i>Designation</i> | Leiterquerschnitt <i>Wire cross section</i> | Abisolierlänge der Litze <i>Stripping length</i> | | | | | | | | | | | | | | | | | | | |
| 4 | 1,5 mm ² | 11,5 mm | | | | | | | | | | | | | | | | | | | |
| 5 | 2,5 mm ² | 11,5 mm | | | | | | | | | | | | | | | | | | | |
| 6 | 4 mm ² | 11,5 mm | | | | | | | | | | | | | | | | | | | |
| 7 | 6 mm ² | 11,5 mm | | | | | | | | | | | | | | | | | | | |
| 8 | 10 mm ² | 11,5 mm | | | | | | | | | | | | | | | | | | | |

Werkzeuge für Crimptechnik HSK Serie/Crimping tools HSK series

| Bezeichnung Description | Bestelltext Designation | Bestell-Nr. Order No. | Querschnitt mm ² Cross section mm ² |
|---|--|----------------------------|--|
| <p>Crimpzange ohne Locator und Matrize <i>Crimping tool without locator and die</i></p> | RSZ.BAS | 1-1105850-8 | |
| <p>Matrize <i>die</i></p> | HSK.RSZ.LC 0,75-2,5 mm ² HSK.RSZ.LC 4-10 mm ² | 0-1102789-1 0-1102790-1 | |
| <p>Crimpzange ohne Locator <i>Crimping tool without locator</i></p> | Daniels Tool AFS | 601967-1 | |
| <p>Locator hierzu <i>Locator for the tool</i></p> | Turnet | 523168-7 | 1,5-10mm ² |
| <p>Ausdrückwerkzeug HSK <i>Extraction tool HSK</i></p> | AWZG-HSK-RSZ | 0-1102855-8 | alle Querschnitte <i>all cross sections</i> |
| <p>Eindrückwerkzeug/<i>Insertion tool</i></p> | EWZG-RSZ | 0-1102855-6 | |

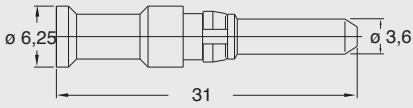
Crimpkontakte HSM Serie/Crimp contacts HSM series

40A

Bezeichnung
Description



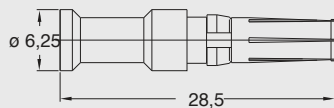
Stiftkontakt/ Pin contact



Werkstoff: Kupferlegierung
 Oberfläche:
 - hartversilbert
 - hartvergoldet
 Durchgangswiderstand: $\leq 3 \text{ m}\Omega$
 Crimpanschluss:
 - mm² 0,75 - 10,0 mm²
 - AWG 20 - 6



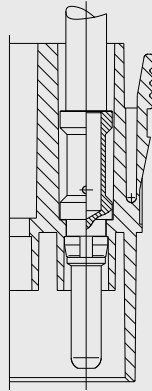
Buchsenkontakt/Socket contact



Material: Copper alloy
 Finish:
 - hard silver
 - hard gold
 Contact resistance: $\leq 3 \text{ m}\Omega$
 Crimp terminal:
 - mm² 0,75 - 10,0 mm²
 - AWG 20 - 6

HSM – Gedrehte Crimpkontakte/Screw machined crimp contacts
 Querschnittskennzeichnung/Designation of cross section

| Kennzeichnung <i>Designation</i> | Leiterquerschnitt <i>Wire cross section</i> | Abisolierlänge der Litze <i>Stripping length</i> |
|-------------------------------------|--|---|
| 3 | 0,75 mm ² | 10 mm |
| 4 | 1,5 mm ² | 10 mm |
| 5 | 2,5 mm ² | 10 mm |
| 6 | 4 mm ² | 10 mm |
| 7 | 6 mm ² | 10 mm |
| 8 | 10 mm ² | 10 mm |



Bestelltext
Designation

Stiftkontakt versilbert
 Pin contact silver plated



Bestell-Nr.
Order No.

- 1-1105250-1
- 2-1105250-1
- 3-1105250-1
- 4-1105250-1
- 5-1105250-1
- 6-1105250-1

Maße mm²
Dimensions mm²

- 0,75-1
- 1,5
- 2,5
- 4
- 6
- 10

Buchsenkontakt versilbert
 Socket contact silver plated



- 1-1105251-1
- 2-1105251-1
- 3-1105251-1
- 4-1105251-1
- 5-1105251-1
- 6-1105251-1

- 0,75-1
- 1,5
- 2,5
- 4
- 6
- 10

Werkzeuge für Crimptechnik HSM Serie/Crimping tools HSM series

Bezeichnung
Description

Crimpzange ohne Locator und Matrize
 Crimping tool without locator and die



RSZ.BAS

1-1105850-8

Matrize für HSM-Kontakte
 die for HSM-contacts



HSM.RSZ.LC 0,75-2,5 mm²
 HSM.RSZ.LC 4-10 mm²

1-1105870-8
 2-1105870-8

Ausdrückwerkzeug HSM
 Extraction tool HSM



AWZG-HSM-RSZ

0-1102855-4

Eindrückwerkzeug/Insertion tool



EWZG-RSZ

0-1102855-6

alle Querschnitte
 all cross sections

Crimpkontakte HSS Serie/Crimp contacts HSS series

63A

| Bezeichnung Description | Bestelltext Designation | Bestell-Nr. Order No. | Maße mm ² Dimensions mm ² | | | | | | | | | | | | |
|--|---|--|--|--|---------------------|-------|--|--------------------|-------|--|--------------------|-------|---|---|---|
| <p>Stiftkontakt/<i>Pin contact</i></p> <p>Buchsenkontakt/<i>Socket contact</i></p> <p>Werkstoff: Kupferlegierung Oberfläche: - hartversilbert, 2,5 - 16 mm² - hartvergoldet, 6 - 16 mm² Durchgangswiderstand: ≤ 1 mΩ Crimpanschluss: - mm² 2,5 - 16 mm² - AWG 14 - 4</p> <p>Material: Copper alloy Finish: - hard silver, 2,5 - 16 mm² - hard gold, 6 - 16 mm² Contact resistance: ≤ 1 mΩ Crimp terminal : - mm² 2,5 - 16 mm² - AWG 14 - 4</p> <p>HSS – Gedrehte Crimpkontakte/<i>Screw machined crimp contacts</i> Querschnittskennzeichnung/<i>Designation of cross section</i></p> <table border="1"> <thead> <tr> <th>Kennzeichnung Designation</th> <th>Leiterquerschnitt Wire cross section</th> <th>Abisolierlänge der Litze Stripping length</th> </tr> </thead> <tbody> <tr> <td></td> <td>6,0 mm²</td> <td>12 mm</td> </tr> <tr> <td></td> <td>10 mm²</td> <td>12 mm</td> </tr> <tr> <td></td> <td>16 mm²</td> <td>12 mm</td> </tr> </tbody> </table> | Kennzeichnung Designation | Leiterquerschnitt Wire cross section | Abisolierlänge der Litze Stripping length | | 6,0 mm ² | 12 mm | | 10 mm ² | 12 mm | | 16 mm ² | 12 mm | <p>Stiftkontakt versilbert <i>Pin contact silver plated</i></p> <p>Stiftkontakt vergoldet <i>Pin contact gold plated</i></p> <p>Buchsenkontakt versilbert <i>Socket contact silver plated</i></p> <p>Buchsenkontakt vergoldet <i>Socket contact gold plated</i></p> | <p>3-1105150-1 4-1105150-1 5-1105150-1</p> <p>3-1105150-2 4-1105150-2 5-1105150-2</p> <p>3-1105151-1 4-1105151-1 5-1105151-1</p> <p>3-1105151-2 4-1105151-2 5-1105151-2</p> | <p>6,0 10 16</p> <p>6,0 10 16</p> <p>6,0 10 16</p> <p>6,0 10 16</p> |
| Kennzeichnung Designation | Leiterquerschnitt Wire cross section | Abisolierlänge der Litze Stripping length | | | | | | | | | | | | | |
| | 6,0 mm ² | 12 mm | | | | | | | | | | | | | |
| | 10 mm ² | 12 mm | | | | | | | | | | | | | |
| | 16 mm ² | 12 mm | | | | | | | | | | | | | |

Werkzeuge für Crimptechnik HSS Serie/Crimping tools HSS series

| Bezeichnung Description | Bestelltext Designation | Bestell-Nr. Order No. | Querschnitt mm ² Cross section mm ² |
|---|---|---|--|
| <p>Crimpzange ohne Crimpbacken <i>Crimping tool without crimping jaws</i></p> | HSS-CSZ.2,5-70mm ² | 1-1105653-8 | 2,5-70mm ² |
| <p>Crimpbacken für HSM, HSL, HSS <i>Crimping jaws for HSM, HSL, HSS</i></p> | CB-HSS-CSZ.6mm ² CB-HSS-CSZ.10mm ² CB-HSS-CSZ.16mm ² | 2-1105653-8 3-1105653-8 4-1105653-8 | 2,5-16mm ² |
| <p>Crimpzange ohne Locator und Matrize <i>Crimping tool without locator and die</i></p> | RSZ.BAS | 1-1105850-8 | |
| <p>Locator <i>Locator</i></p> | RSZ.LC 6+25 mm ² RSZ.LC 10+16 mm ² | 1-1105652-8 2-1105652-8 | 6+25mm ² 10+16mm ² |
| <p>Ausdrückwerkzeug HSS/AIR <i>Extraction tool HSS/AIR</i></p> | AWZG-HSS-RSZ | 0-1102855-5 | alle Querschnitte all cross sections |

Crimphülsen max. 150 A/Crimping sleeves max. 150 A

Crimphülsen für Kontaktserie HF-06/Crimping sleeves for contact series HF-06

| Bezeichnung Description | Bestelltext Designation | Bestell-Nr. Order No. |
|---|----------------------------|--------------------------|
| Crimphülsen für Stift-/Buchsen- - Schrumpfschlauch - Crimphülse Crimp barrel for pin-/socket side - shrink tube - crimp barrel | CH.06mm ² -SW17 | 0-1110952-1 |
| | CH.10mm ² -SW17 | 0-1110952-2 |
| | CH.16mm ² -SW17 | 0-1110952-3 |
| | CH.25mm ² -SW17 | 0-1110952-5 |
| | CH.35mm ² -SW17 | 0-1110952-7 |
| | CH.50mm ² -SW17 | 0-1110952-9 |
| | CH.70mm ² -SW17 | 1-1110952-0 |
| | HF.06.Sti. | 0-1110948-1 |
| | HF.06.Bu. | 0-1110949-1 |

Crimphülsen max. 350 A/Crimping sleeves max. 350 A

Crimphülsen für Kontaktserie HF-13/Crimping sleeves for contact series HF-13

| | | |
|--|--------------------------------|-------------|
| Crimphülsen für Stift-/Buchsen- bestehend aus - Schrumpfschlauch - Crimphülse - Adapter Crimp barrel for pin-/socket side - shrink tube - crimp barrel - adapter | CH.50mm ² -13/16mm | 0-1110953-5 |
| | CH.70mm ² -13/16mm | 0-1110953-6 |
| | CH.95mm ² -13/16mm | 0-1110953-7 |
| | CH.105mm ² -13/16mm | 0-1110953-8 |
| | CH.120mm ² -13/16mm | 0-1110953-9 |
| | CH.150mm ² -13/16mm | 1-1110953-1 |

Passendes Verarbeitungswerkzeug/suitable tools

| | | | |
|--|--|---|---|
| Crimpzange ohne Crimpbacken Crimping tool without crimping jaws | | HSS-CSZ.2,5-70mm ² | 1-1105653-8 |
| Crimpbacken für HSL, HSS Crimping jaws for HSL, HSS | | CB-HSS-CSZ.6mm ² CB-HSS-CSZ.10mm ² CB-HSS-CSZ.16mm ² CB-HSS-CSZ.25mm ² CB-HSS-CSZ.35mm ² CB-HSS-CSZ.50mm ² CB-HSS-CSZ.70mm ² | 2-1105653-8 3-1105653-8 4-1105653-8 5-1105653-8 6-1105653-8 7-1105653-8 8-1105653-8 |
| Hydraulische Crimpzange Hydraulic Crimping tool | | CZ-HF.60.M | 0-1110956-1 |
| Presseinsätze dies | | SET-50-150mm ² 150mm ² -KZ22 120mm ² -KZ20 95mm ² -KZ18 70mm ² -KZ16 50mm ² -KZ14 | 0-1110956-7 0-1110956-6 0-1110956-5 0-1110956-4 0-1110956-3 0-1110956-2 |


Koax-Kontakte/Coax-contacts

Koax-Kontakte RG58/RG59

| | |
|-------------------------|--------------------------|
| Wellenimpedanz | 50 Ω / 75 Ω |
| spezifischer Widerstand | max. 2mΩ |
| Ziehkraft | min. 1N |
| Zugfestigkeit | min. 50N |
| Spannungsfestigkeit | 1000VAC über 1min |
| Isolationswiderstand | 200 mΩ nach 1min Betrieb |
| Steckkraft | max. 1,5N |
| Werkstoff | Kupferlegierung |
| Kontaktfläche | vergoldet |
| Druckhülsoberfläche | versilbert |
| Crimpanschluß | |

Coax-contacts RG58/RG59

| | |
|---------------------------------|-----------------------------|
| Wave impedance | 50 Ω / 75 Ω |
| Specific resistance | max. 2m(|
| Unmating force | min. 1N |
| Tensile strength | min. 50N |
| Dielectric withstanding voltage | 1000VAC over/during? 1min |
| Insulation resistance | 200 mΩ after 1min operation |
| Mating force | max. 1,5N |
| Material | copper alloy |
| contact surface | gold-plated |
| Ferrule surface | silver-plated |
| Crimp termination | |

| Bezeichnung Description | Bestelltext Designation | Bestell-Nr. Stifteinsatz Male insert | Order No. Buchseinsatz Female insert |
|--|----------------------------|--|--|
| Koax Crimpkontakte/Coax Crimp tcontacts  | KX-RG.58.Sti | 1-1105350-1 | 1-1105351-1 2-1105351-1 |
| | KX-RG.59.Sti | 2-1105350-1 | |
| | KX-RG.58.Bu | | |
| | KX-RG.59.Bu | | |


Koax-Kontakte

| | |
|------------------|---------------|
| Wellenimpedanz | 75 Ω |
| Anschlußart | |
| Innenleiter | Löt |
| Außenleiter | Klemm |
| Kabeldurchmesser | |
| Innenleiter | 0,8/1,44/2,8 |
| Außenleiter | 6,1/10,0/10,7 |

Coax-contacts

| | |
|------------------------|---------------|
| Wave impedance | 75 Ω |
| Type of termination | |
| internal conductor | solder |
| outside conductor | clamp |
| Dimensions of the wire | |
| internal conductor | 0,8/1,44/2,8 |
| outside conductor | 6,1/10,0/10,7 |

| Kabelabmasse Cable measures | Innen ø Inner ø | Schirm ø Braid ø | Außen ø Outer ø |
|--------------------------------|--------------------|---------------------|--------------------|
| KX.RG.58 | 0,81 | 2,95 | 4,95 |
| KX.RG.59 | 0,64 | 3,71 | 6,15 |
| KX.VT.0,8/3,5 | 0,8 | 3,5 | 6,1 |
| KX.VT.1,4/6,3 | 1,4 | 6,3 | 10,0 |
| KX.VT.3,0/7,3 | 3,0 | 7,3 | 10,8 |

| Bezeichnung Description | Bestelltext Designation | Bestell-Nr./Order No. Stifteinsatz Male insert | Buchseinsatz Female insert |
|--|----------------------------|--|---|
| Koax Crimpkontakte/Coax Crimp tcontacts  | KX.VT.Sti.0,8/3,5/6,1 | 0-1108600-1 | 0-1108601-1 0-1108629-1 0-1108617-1 |
| | KX.VT.Sti.1,4/6,3/10,0 | 0-1108628-1 | |
| | KX.VT.Sti.3,0/7,3/10,8 | 0-1108616-1 | |
| | KX.VT.Bu.0,8/3,5/6,1 | | |
| | KX.VT.Bu.1,4/6,3/10,0 | | |
| | KX.VT.Bu.3,0/7,3/10,8 | | |

Werkzeuge für Crimptechnik Koax/Crimping tools Coax

| Bezeichnung Description | Bestelltext Designation | Bestell-Nr./Order No. | Maße mm² Dimensions mm² |
|---|----------------------------|-----------------------|----------------------------|
| Crimpzange Koax/Crimping tool Coax | KX-CZ.58 | 0-0045740-2 | |
| Crimpzange Koax/Crimping tool Coax | KX-CZ.59 +Matrize/Die | 69710-1 69675-1 | |
| Ausdrückwerkzeug KX RG 58/59 Extraction tool KX RG 58/59 | KX-AWZG.58/59 | 0-0305183-8 | |
| Ausdrückwerkzeug KX-VT Extraction tool KX-VT | KX-VT-AWZG | 1-1105752-8 | |




Kontakte (Optik) HD-LWL Serie/Contacts (Optics) HD-LWL series

LWL-Kontakte (Optik)









Kontakt-Werkstoff Ms,
Zentrierhülse-Werkstoff
Zusammenstellung: verzinkt und rostfreier Stahl
Thermoplast
kurzer Kontakt mit Zentrierhülse
langer Kontakt
Einfügungsdämpfung <2dB
Steckhäufigkeit 50 Zyklen
Betriebstemperatur -20°C - +80°C
Kabelhaltekraft im Kontakt [N] min 30
Kontakthaltekraft im Modul min 40
Leitungstyp 1mm Plastik-Lichtwellenleiter
mit 2,2mm Mantel
Crimpanschluß

LWL-contacts (optics)

Contact-material Ms,
Material of centering ferrule
assembly: tin-plated and stainless steel
thermoplastics
short contact with centering ferrule
long contact
insertion loss <2dB
mating frequency 50 cycles
Operating temperature -20°C - +80°C
holding power of the cable in the contact [N] min 30
contact retention force in the module min 40
cable type 1mm plastic-fiber optics
with 2,2mm sleeve
Crimp connection

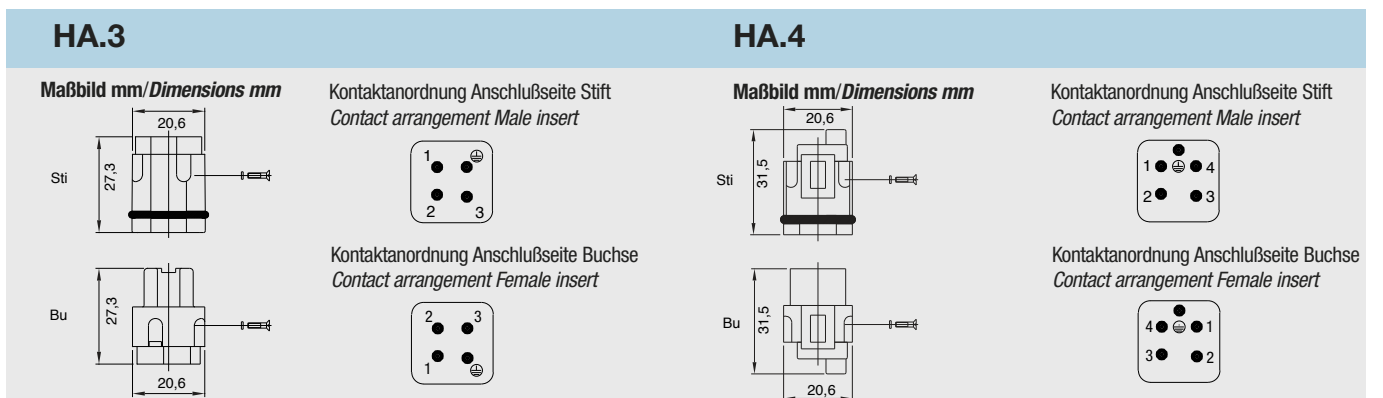
| Bezeichnung Description | Zentrierhülse Alignment sleeve | Stifteinsatz Male insert | Buchseinsatz Female insert |
|---|--|-----------------------------|-------------------------------|
|  <p>Stiftkontakt Pin contact</p> <p>Buchsenkontakt mit Zentrierhülse Socket contact with alignment sleeve</p> |  <p>Stiftkontakt Pin contact</p> <p>Buchsenkontakt Socket contact</p> | 0-0216341-1 | 0-0216342-1 |
|  <p>Zentrierhülse für kurzen Kontakt Alignment sleeve for short contact</p> | | 0-1102921-1 | |

Werkzeuge für Crimptechnik Koax/Crimping tools Coax

| Bezeichnung Description | Bestelltext Designation | Bestell-Nr./ Order No. | Maße mm² Dimensions mm² |
|---|---|--------------------------------|----------------------------|
| Crimpzange/Crimping tool |  | Crimpzange | 0-0090364-2 |
| Faserstripper/Cable stripper |  | Faserstripper | 0-0501198-1 |
| Schneidlehre o. Abb./Cutting gauge |  | Schneidlehre | 0-0100281-1 |
| Rückschmelzofen/Hot melting Unit |  | Rückschmelzofen | 0-0734423-1 |
| Schmelzlehre lange Kontakte/Melting gauge long contact |  | Schmelzlehre lange Kontakte | 0-0100606-2 |
| Schmelzlehre kurze Kontakte/Melting gauge short contact |  | Schmelzlehre kurze Kontakte | 0-0100281-2 |
| Ausdrückwerkzeug HD/Extraction tool HD |  | AWZG-HD.M-RSZ | 0-1102855-1 |
| Eindrückwerkzeug/Insertion tool |  | EWZG-RZS | 0-1102855-6 |



| | |
|--|--|
| HA.3/HA.4 Kontakteinsätze/Contact inserts | Baugröße/Size 1 |
| Schraubanschluss | Kontaktzahlen No. of contacts |
| Screw terminal | 3/4 + |
| 250 V/10 A | |

| Bezeichnung Description | Bestelltext Designation | Bestell-Nr./Order No. | |
|---|---------------------------------------|--|-------------------------------|
| | | Stifteinsatz Male insert | Buchseinsatz Female insert |
| <p>Stifteinsatz/Male insert</p> <p style="text-align: right;">Buchseinsatz/Female insert</p> <p>HA.3 Kontakteinsätze/Contact inserts</p> <p>Schraubanschluss/Screw terminal</p> <div style="display: flex; justify-content: space-around;"> </div> | <p>HA.3.Sti.S</p> <p>HA.3.Bu.S</p> | <p>1-1103400-1</p> <p>1-1103401-1</p> | |
| <p>HA.4 Kontakteinsätze/Contact inserts</p> <p>Schraubanschluss/Screw terminal</p> <div style="display: flex; justify-content: space-around;"> </div> | <p>HA.4.Sti.S</p> <p>HA.4.Bu.S</p> | <p>1-1103402-1</p> <p>1-1103403-1</p> | |



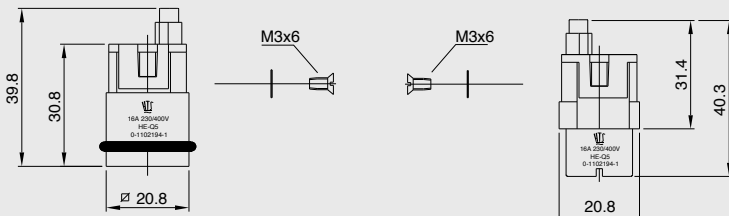
Verbindlich für Toleranzen der Abmessungen und technische Werte sind ausschließlich die neuesten TE Connectivity Kundenzeichnungen bzw. Produkt-Spezifikationen, die Sie auf Anfrage erhalten.
 All specifications subject to change. Consult TE Connectivity for latest design specifications.

| | |
|--|--|
| HE-Q.5 Kontakteinsätze/Contact inserts | Baugröße/Size 1 |
| Crimpanschluss für gedrehte HE Crimpkontakte | Kontaktzahlen No. of contacts |
| Crimp terminal for screw machined HE crimp contacts | 5 + |
| | 400 V/16 A |

| Bezeichnung Description | | Bestelltext Designation | Bestell-Nr./Order No. | |
|--|--|----------------------------|-----------------------------|-------------------------------|
| Stifteinsatz/Male insert | Buchseinsatz/Female insert | | Stifteinsatz Male insert | Buchseinsatz Female insert |
| Crimpanschluss/Crimp terminal  |  | HE-Q.5.Sti.C | 0-1102195-1 | |
| | | HE-Q.5.Bu.C | | 0-1102194-1 |

Passende Crimpkontakte siehe Seite 37, Passende Crimpwerkzeuge siehe Seite 37
 Suitable Crimp contacts see page 37, Suitable Crimping tools see page 37

Maßbild mm
Dimensions mm



Kontaktanordnung Anschlußseite Stift
Contact arrangement Male insert



Kontaktanordnung Anschlußseite Buchse
Contact arrangement Female insert



HN.D.7/HN.D.8 Kontakteinsätze/Contact inserts **Baugröße/Size 1**

Crimpanschluss für gedrehte HN.D Crimpkontakte

Kontaktzahlen
No. of contacts

Crimp terminal for screw machined HN.D crimp contacts

7/8 +

250 V/10 A / 42* V/10 A

| Bezeichnung Description | Bestelltext Designation | Bestell-Nr./Order No. | |
|---|--|---|-------------------------------|
| | | Stifteinsatz Male insert | Buchseinsatz Female insert |
| <p>Stifteinsatz/Male insert</p> <p>Buchseinsatz/Female insert</p> <p>Crimpanschluss/Crimp terminal</p> | <p>HN.D.7.Sti.C.250V HN.D.7.Sti.C.42V*</p> <p>HN.D.7.Bu.C.250V HN.D.7.Bu.C.42V*</p> <p>HN.D.8.Sti.C.42V*</p> <p>HN.D.8.Bu.C.42V*</p> | <p>2-1103100-3 2-1103102-3</p> <p>2-1103101-3 2-1103103-3</p> <p>2-1103104-3</p> <p>2-1103105-3</p> | |
| <p>*Einschränkung der Nennspannung (42 V) nur bei Verwendung von Metallgehäusen wie Serie HA.3. Bei Verwendung von Kunststoffgehäusen (Serie HD.7) beträgt die Nennspannung 250 V. Limited nominal Voltage (42 V) only in combination with metal housing series as HA.3 series. When used with nylon housings (Series HD.7) the rated voltage is 250 V.</p> | | | |

Passende Crimpkontakte siehe Seite 34, Passende Crimpwerkzeuge siehe Seite 34
 Suitable Crimp contacts see page 34, Suitable Crimping tools see page 34

Maßbild mm
Dimensions mm

Insolierhülle nur für Variante 250V
Insolation only for 250V insert

Kontaktanzordnung Anschlußseite Stift
Contact arrangement Male insert

Kontaktanzordnung Anschlußseite Buchse
Contact arrangement Female insert

HD.7 Kontakteinsätze/Contact inserts

Baugröße/Size 1

Crimpanschluss für gestanzte HD.M Crimpkontakte

**Kontaktzahlen
No. of contacts**

Crimp terminal for stamped HD.M crimp contacts

7/8 +

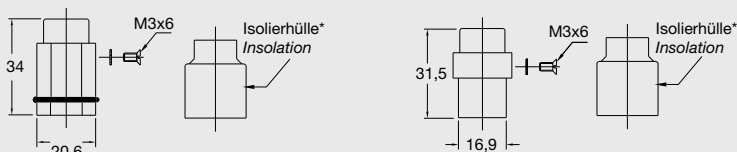
250 V/10 A / 42V/10A

| Bezeichnung Description | Bestelltext Designation | Bestell-Nr./Order No. | |
|--|--|------------------------------------|------------------------------------|
| | | Stifteinsatz Male insert | Buchseinsatz Female insert |
| <p>Stifteinsatz/Male insert</p> <p>Buchseinsatz/Female insert</p> <p>Crimpanschluss/Crimp terminal</p> | <p>HD.7.Sti.C.250V HD.7.Sti.C.42V*</p> | <p>2-1103000-3 2-1103002-3</p> | |
| | <p>HD.7.Bu.C.250V HD.7.Bu.C.42V*</p> | | <p>2-1103001-3 2-1103003-3</p> |
| | <p>HD.8.Sti.C.42V*</p> | <p>0-1102892-1</p> | |
| | <p>HD.8.Bu.C.42V*</p> | | <p>0-1102893-1</p> |

*Einschränkung der Nennspannung (42 V) nur bei Verwendung von Metallgehäusen wie Serie HA.3. Bei Verwendung von Kunststoffgehäusen (Serie HD.7) beträgt die Nennspannung 250 V.
*Limited nominal Voltage (42 V) only in combination with metal housing series as HA.3 series.
 When used with nylon housings (Series HD.7) the rated voltage is 250 V.*


Passende Crimpkontakte siehe Seite 35, Passende Crimpwerkzeuge siehe Seite 35
 Suitable Crimp contacts see page 35, Suitable Crimping tools see page 35

Maßbild mm
 Dimensions mm




Isolierhülle nur für Variante 250V
 Insolation only for 250V insert

Kontaktanordnung Anschlußseite Stift
 Contact arrangement Male insert



Kontaktanordnung Anschlußseite Buchse
 Contact arrangement Female insert



HA.3 Gehäuse/Housings

Baugröße/Size 1


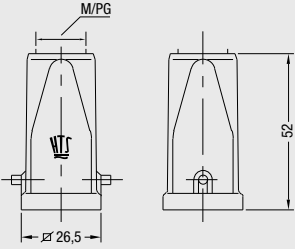

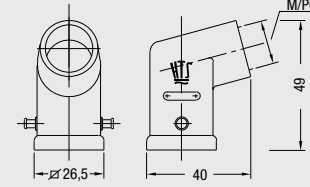

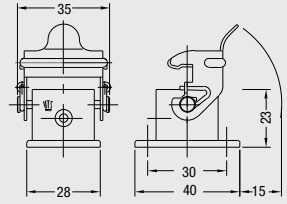

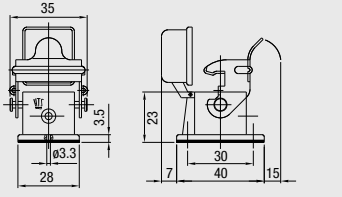

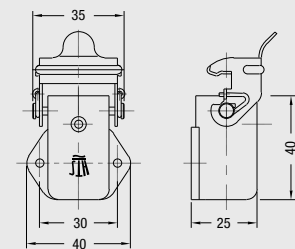
Pulverbeschichtet, silbergrau

Powder-coated, silver-grey

*Zubehör siehe Seite 189
*Accessories see page 189

Längsbügel am Unterteil/Side clip at housing bottom

(IP 44) IP 65*

| Bezeichnung Description | Metr. | PG | Bestelltext Designation | Bestell-Nr. Order No. |
|---|------------|----|--|---|
| Steckergehäuse: Kabeleingang oben Hood: Top entry   | M16 M20 | 11 | HA.3.STO.1.11.Z HA.3.STO.1.M16.Z HA.3.STO.1.M20.Z Mit Korrosionsschutz With corrosion protection | 1-1102101-7 0-1106405-1 0-1106405-3 |
| Steckergehäuse: Kabeleingang seitlich Hood: Side entry   | M16 M20 | 11 | HA.3.STW.1.11.Z HA.3.STW.1.M16.Z HA.3.STW.1.M20.Z | 1-1102103-7 0-1106406-1 0-1106406-3 |
| Anbaugehäuse: Kabeleingang unten Surface mounted housing: Bottom entry   <p>Montageausschnitt/Panel cut-out 22 x22</p> | | | HA.3.AG-LB Mit Korrosionsschutz With corrosion protection HA-K.3.AG-LB | 1-1102105-2 2-1102105-2 |
| Anbaugehäuse: Kabeleingang unten Surface mounted housing: Bottom entry   <p>Montageausschnitt/Panel cut-out 22 x22</p> | | | HA.3.AGD-LB | 1-1102106-2 |
| Winkel-Anbaugehäuse: Kabeleingang unten Surface mounted housing: Bottom entry   <p>Montageausschnitt/Panel cut-out ø 20</p> | | | HA.3.AGW-LB Mit Korrosionsschutz With corrosion protection HA-K.3.AGW-LB | 1-1102107-2 2-1102107-2 |

Passende Kabelverschraubungen ab Seite 188/Suitable Cable fittings from page 188

HA.3 Gehäuse/Housings

Baugröße/Size 1

Pulverbeschichtet, silbergrau

Powder-coated, silver-grey

*Zubehör siehe Seite 189
*Accessories see page 189

Längsbügel am Unterteil/Side clip at housing bottom

(IP 44) IP 65*

| Bezeichnung Description | Metr. | PG | Bestelltext Designation | Bestell-Nr. Order No. |
|--|------------|----------|--|--|
| <p>Sockelgehäuse: Kabeleingang seitlich <i>Surface mounted housing: Side entry</i></p> | M16 M20 | 11 11 | HA.3.SG-LB.1.11.G HA.3.SG-LB.1.11.Z HA.3.SG-LB.1.M16.Z HA.3.SG-LB.1.M20.G | 1-1102110-2 1-1102109-2 0-1106404-1 0-1106404-3 |
| <p>Kupplungsgehäuse: Kabeleingang unten <i>Cable-to-cable hood: Bottom entry</i></p> | M16 | 11 | HA.3.KD0-LB.1.11.Z HA.3.KD0-LB.1.M16.Z | 1-1102112-2 0-1106403-1 |
| <p>Kupplungsgehäuse mit Deckel <i>Cable-to-cable hood with cover</i></p> | | 11 | HA.3.KD0D-LB.1.11Z | 1-1108759-2 |
| <p>Einschraubgehäuse: Kabeleingang unten <i>Surface mounted housing: Bottom entry</i></p> | M20 | 16 | HA.3.EG-LB/A.1.16.Z HA.3.EG-LB/M.1.20.Z | 1-1102114-2 0-1102874-1 |

Passende Kabelverschraubungen ab Seite 188/Suitable Cable fittings from page 188

HG-Q.5 Gehäuse/Housings

Baugröße/Size 1

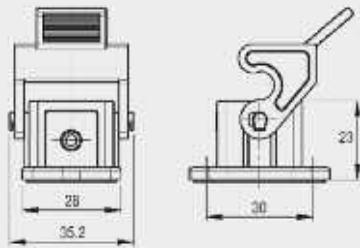
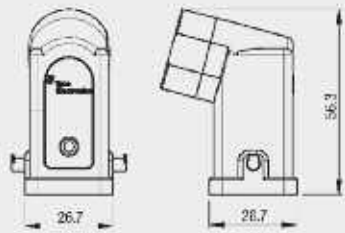
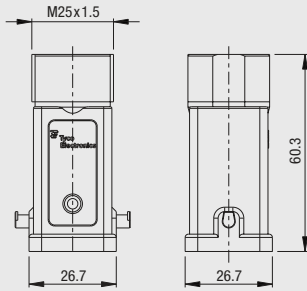
Kunststoff, glasfaserverstärkt, weiß
BL = schwarz

Plastic, glass-fibre reinforced, white
BL = black

Längsbügel am Unterteil/Side clip at housing bottom

IP 65

| Bezeichnung Description | Metr. | PG | Bestelltext Designation | Bestell-Nr. Order No. |
|---|------------|----|---|----------------------------|
| Steckergehäuse: Kabeleingang oben Hood: Top entry | M25 M25 | | HG-Q.5.STO.1.M25 HG-Q.5.STO.1.M25.BL | 0-1103169-1 0-1103169-2 |
| Steckergehäuse: Kabeleingang seitlich Hood: Side entry | M25 M25 | | HG-Q.5.STW.1.M25 HG-Q.5.STW.1.M25.BL | 0-1103170-1 0-1103170-2 |
| Anbaugeschäuse: Kabeleingang unten Surface mounted housing: Bottom entry | | | HG-Q.5.AG HG-Q.5.AG.BL | 0-1103171-1 0-1103171-2 |



Montageausschnitt/Panel cut-out 22 x22

Passende Hut-Verschraubungen auf Seite 59/Suitable gland fittings from page 59

HG-Q.5 Gehäuse/Housings

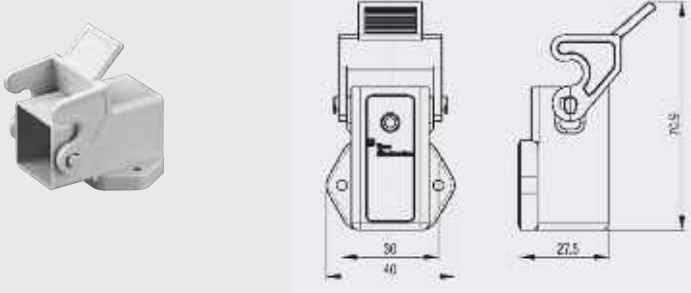
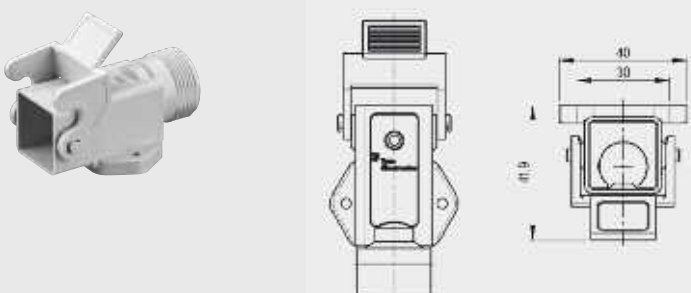
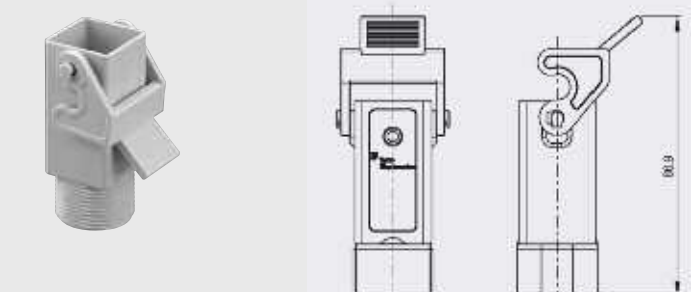
Baugröße/Size 1

Kunststoff, glasfaserverstärkt, weiß
BL = schwarz

Plastic, glass-fibre reinforced, white
BL = black

Längsbügel am Unterteil/Side clip at housing bottom

IP 65

| Bezeichnung Description | Metr. | PG | Bestelltext Designation | Bestell-Nr. Order No. |
|---|--------------------|----|---|------------------------------------|
| <p>Winkel-Anbaugehäuse: Kabeleingang unten <i>Surface mounted housing: Bottom entry</i></p>  <p>Montageausschnitt/Panel cut-out \varnothing 20</p> | | | <p>HG-Q.5.AGW HG-Q.5.AGW.BL</p> | <p>0-1103172-1 0-1103172-2</p> |
| <p>Sockelgehäuse: Kabeleingang seitlich <i>Surface mounted housing: Side entry</i></p>  | <p>M25 M25</p> | | <p>HG-Q.5.SG.1.M25 HG-Q.5.SG.1.M25.BL</p> | <p>0-1103173-1 0-1103173-2</p> |
| <p>Kupplungsgehäuse: Kabeleingang oben, Standard Bauform <i>Cable-to-cable hood: Top entry, Standard construction</i></p>  | <p>M25 M25</p> | | <p>HG-Q.5.KD0.1.M25 HG-Q.5.KD0.1.M25.BL</p> | <p>0-1103174-1 0-1103174-2</p> |

Passende Hut-Verschraubungen auf Seite 59/Suitable gland fittings from page 59

HIP.3/4, HIP-K.3/4, EMV-K.3/4 Gehäuse/Housings

Baugröße/Size 1

HIP: Druckdicht, silbergrau, **HIP-K:** Korrosionsgeschützt, schwarz


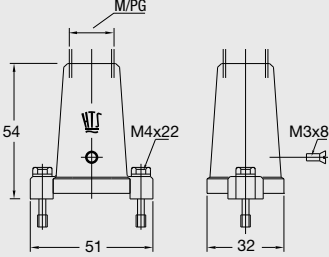

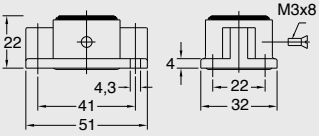

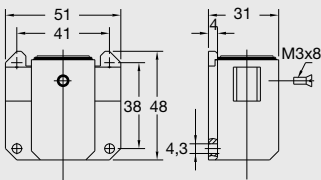
EMV-K: Schutz gegen elektromagnetische Beeinflussung, druckdicht, korrosionsgeschützt, schwarz

HIP: Pressure-tight, silver-grey, **HIP-K:** Housings corrosion-resistant, black

EMV-K: Protection against electro-magnetic interference, pressure-tight, housings corrosion-resistant, black

Schraubverriegelung am Oberteil/Screw lock on hood

IP 68

| Bezeichnung Description | Metr. | PG | Bestelltext Designation | Bestell-Nr. Order No. | | |
|--|--|---|--|---|---------------------------------------|-------------|
| <p>Steckergehäuse: Kabeleingang oben <i>Hood: Top entry</i></p>   | M16 | 11 | <p>HIP HIP.3/4.STO.1.11.G HIP.3/4.STO.1.M16.G</p> | 1-1102600-5 0-1106408-1 | | |
| | M16 M20 | 11 | <p>HIP-K HIP-K.3/4.STO.1.11.G HIP-K.3/4.STO.1.M16.G HIP-K.3/4.STO.1.M20.G</p> | 2-1102600-5 0-1106408-2 0-1106408-3 | | |
| | M16 M20 | 11 | <p>EMV-K EMV-K.3/4.STO.1.11.G EMV-K.3/4.STO.1.M16.G EMV-K.3/4.STO.1.M20.G</p> | 4-1102700-5 0-1106402-2 0-1106402-3 | | |
| | <p>Anbaugeschäuse: Kabeleingang unten <i>Surface mounted housing: Bottom entry</i></p>   <p>Montageausschnitt/Panel cut-out 21 x 21</p> | | | <p>HIP HIP.3/4.AG</p> | 1-1102603-5 | |
| | | | | <p>HIP-K HIP-K.3/4.AG</p> | 2-1102603-5 | |
| | | | | <p>EMV-K EMV-K.3/4.AG</p> | 4-1102703-5 | |
| | | <p>Sockelgehäuse: Kabeleingang unten (durch Montageausschnitt) <i>Surface mounted housing: Bottom entry (by panel cut-out)</i></p>   <p>Montageausschnitt/Panel cut-out ø 20</p> | | | <p>HIP HIP.3/4.SGF</p> | 1-1102602-5 |
| | | | | | <p>HIP-K HIP-K.3/4.SGF</p> | 2-1102602-5 |
| | | | | | <p>EMV-K EMV-K.3/4.SGF</p> | 4-1102702-5 |

Passende Kabelverschraubungen ab Seite 188/Suitable Cable fittings from page 188

HIP.3/4, HIP-K.3/4, EMV-K.3/4 Gehäuse/Housings

Baugröße/Size 1

HIP: Druckdicht, silbergrau, **HIP-K:** Korrosionsgeschützt, schwarz

EMV-K: Schutz gegen elektromagnetische Beeinflussung, druckdicht, korrosionsgeschützt, schwarz

HIP: Pressure-tight, silver-grey, **HIP-K:** Housings corrosion-resistant, black

EMV-K: Protection against electro-magnetic interference, pressure-tight, housings corrosion-resistant, black

Schraubverriegelung am Oberteil/Screw lock on hood

IP 68

| Bezeichnung Description | Metr. | PG | Bestelltext Designation | Bestell-Nr. Order No. |
|---|------------|----|---|---|
| Sockelgehäuse: Kabeleingang seitlich Surface mounted housing: Side entry | | | | |
| | | | | |
| | | | | |
| | M16 M20 | 11 | HIP HIP.3/4.SG.1.11.G HIP.3/4.SG.1.M16.G HIP.3/4.SG.1.M20.G | 1-1102601-5 0-1106407-1 0-1106401-4 |
| | M16 | 11 | HIP-K HIP-K.3/4.SG.1.11.G HIP-K.3/4.SG.1.M16.G | 2-1102601-5 0-1106407-2 |
| | M16 M20 | 11 | EMV-K EMV-K.3/4.SG.1.11.G EMV-K.3/4.SG.1.M16.G EMV-K.3/4.SG.1.M20.G | 4-1102701-5 0-1106401-2 0-1106401-3 |
| Schutzkappe für Gehäuse-Unterteile Protective covers for housings | | | | |
| | | | | |
| | | | | |
| | | | HIP/EMV HIP/EMV.3/4.SKB | 3-1106200-5 |
| | | | HIP-K/EMV-K HIP-K/EMV-K.3/4.SKB | 4-1106200-5 |

Passende Kabelverschraubungen ab Seite 188/Suitable Cable fittings from page 188

HG-Q Kontakteinsätze/Contact inserts **Baugröße/Size Q**

**Kontaktzahlen
No. of contacts**

4/2 + ⊕




8 + ⊕

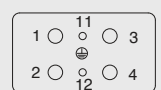


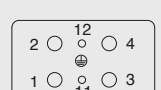


10

4 x 690 V/40A & 2 x 250 V/10A

8 x 500 V/16A

10 x 400 V/20A

| Bezeichnung Description | Bestelltext Designation | Bestell-Nr./Order No. | |
|--|--|--|--|
| | | Stifteinsatz Male insert | Buchseinsatz Female insert |
| <p>Stifteinsatz/Male insert</p> <p>Buchseinsatz/Female insert</p> <p>Crimpanschluss/Crimp terminal</p>  <p>Passende Crimpkontakte Power siehe Seite 39, passende Crimpkontakte Signal siehe Seite 34 Suitable Crimp contacts power see page 39, suitable Crimp contacts signal see page 34</p> <p>Crimpanschluss/Crimp terminal</p>  <p>Passende Crimpkontakte siehe Seite 37/Suitable Crimp contacts see page 37</p> <p>Crimpanschluss/Crimp terminal</p>  <p>Passende Crimpkontakte siehe Seite 36/Suitable Crimp contacts see page 36</p> | <p>HG-Q.4/2.Sti.C</p> <p>HG-Q.4/2.Bu.C</p> <p>HG-Q.8.Sti.C</p> <p>HG-Q.8.Bu.C</p> <p>HG-Q.10 Housings</p> <p>HG-Q.10.Sti.C</p> <p>HG-Q.10.Bu.C</p> | <p>0-1103095-1</p> <p>0-1103096-1</p> <p>0-1103070-1</p> <p>0-1103071-1</p> <p>X-1103092-X</p> <p>0-1108808-1</p> <p>0-1103091-1</p> | <p>0-1103096-1</p> <p>0-1103071-1</p> <p>0-1103091-1</p> |

| HE-Q.4/2 | HE-Q.8 | HE-Q.10 |
|--|---|---|
| <p>Kontaktanordnung Anschlußseite Stift/Contact arrangement Male insert</p>  |  |  |
| <p>Kontaktanordnung Anschlußseite Buchse/Contact arrangement Female insert</p>  |  |  |

HG-Q Gehäuse/Housings

Baugröße/Size Q

Kunststoff, glasfaserverstärkt

EMV: Schutz gegen elektromagnetische Beeinflussung

Plastic glass-fibre reinforced

EMV: Protection against electro-magnetic interference

IP 65

| Bezeichnung Description | Metr. | PG | Bestelltext Designation | Bestell-Nr. Order No. |
|--|-------|----|--|--------------------------|
| <p>Steckergehäuse: Kabeleingang oben <i>Hood:</i> Top entry</p> | M25 | | HG-Q.STO.1.M25.Z | 0-1103073-2 |
| | M25 | | <p>EMV HG-Q-EMV.STO.1.M25.Z</p> | 0-1103073-4 |
| <p>Steckergehäuse: Kabeleingang seitlich <i>Hood:</i> Side entry</p> | M25 | | HG-Q.STS.1.M25.Z | 0-1103073-1 |
| | M25 | | <p>EMV HG-Q-EMV.STO.1.M25.Z</p> | 0-1103073-3 |
| <p>Steckergehäuse: Kabeleingang zweiseitig <i>Hood:</i> both side entry</p> | M25 | | HG-Q.STS.2.M25.Z | 0-1103155-1 |
| | M25 | | <p>EMV HG-Q-EMV.STS.2.M25.Z</p> | 0-1103155-2 |

Passende Kabelverschraubungen Seite 59/Suitable Cable fittings page 59

HG-Q Gehäuse/Housings

Baugröße/Size Q

Kunststoff, glasfaserverstärkt

EMV: Schutz gegen elektromagnetische Beeinflussung

Plastic glass-fibre reinforced

EMV: Protection against electro-magnetic interference

IP 65

| Bezeichnung Description | Metr. | PG | Bestelltext Designation | Bestell-Nr. Order No. |
|---|-------|----|---------------------------------------|--------------------------|
| Kupplungsgehäuse: Kabeleingang unten <i>Cable-to-cable hood: Bottom entry</i> | M25 | | HG-Q.KDO-LB.1.M25.Z | 0-1108795-1 |
| | M25 | | EMV HG-Q-EMV.KDO-LB.1.M25.Z | 0-1108795-3 |
| | M25 | | HG-Q.KDS-LB.1.M25.Z | 0-1108795-2 |
| Kupplungsgehäuse: Kabeleingang seitlich <i>Cable-to-cable hood: Side entry</i> | M25 | | EMV HG-Q-EMV.KDS-LB.1.M25.Z | 0-1108795-4 |
| | M25 | | HG-Q.AG-LB | 0-1103072-1 |
| | M25 | | EMV HG-Q-EMV.AG-LB | 0-1103072-2 |
| Kupplungsgehäuse: Kabeleingang unten <i>Surface mount housing: Bottom entry</i> | M25 | | HG-Q.AG-LB | 0-1103072-1 |
| | M25 | | EMV HG-Q-EMV.AG-LB | 0-1103072-2 |
| | M25 | | HG-Q.AG-LB | 0-1103072-1 |

Passende Kabelverschraubungen Seite 59/Suitable Cable fittings page 59

HG-Q.10 Motorgehäuse/Motor housings

Baugröße/Size Q

Kunststoff, glasfaserverstärkt


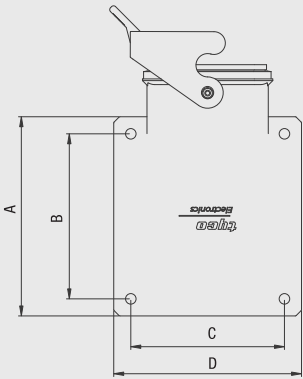
EMV: Schutz gegen elektromagnetische Beeinflussung

Plastic glass-fibre reinforced

EMV: Protection against electro-magnetic interference

400 V/20 A

IP 65

| Bezeichnung Description | Metr. | PG | Bestelltext Designation | Bestell-Nr. Order No. | | | | | | | | | | | | | | | | | | | | | | | | | | | | | | | | | | | | | | | | |
|--|----------|-----|--|--|--------------------------------|----------|----|----|----|----|----------|----|----|----|----|----------|----|----|----|----|----------|----|----|----|----|----------|-----|-----|-----|-----|----------|-----|-----|-----|-----|----------|-----|-----|-----|-----|--|--|--|--------------------------------|
|  <div data-bbox="497 1285 801 1662" style="text-align: center;">  </div> <div data-bbox="497 1765 671 1794" style="text-align: center;"> <p>Maße/Dimensions mm</p> </div> <table border="1" data-bbox="497 1809 874 2056"> <thead> <tr> <th>PN</th> <th>A</th> <th>B</th> <th>C</th> <th>D</th> </tr> </thead> <tbody> <tr> <td>0-1, 0-8</td> <td>70</td> <td>58</td> <td>54</td> <td>66</td> </tr> <tr> <td>0-2, 0-9</td> <td>70</td> <td>60</td> <td>60</td> <td>70</td> </tr> <tr> <td>0-3, 1-0</td> <td>74</td> <td>56</td> <td>56</td> <td>74</td> </tr> <tr> <td>0-4, 1-1</td> <td>75</td> <td>64</td> <td>64</td> <td>75</td> </tr> <tr> <td>0-5, 1-2</td> <td>120</td> <td>105</td> <td>105</td> <td>120</td> </tr> <tr> <td>0-6, 1-3</td> <td>140</td> <td>125</td> <td>125</td> <td>140</td> </tr> <tr> <td>0-7, 1-4</td> <td>165</td> <td>130</td> <td>150</td> <td>165</td> </tr> </tbody> </table> | PN | A | B | C | D | 0-1, 0-8 | 70 | 58 | 54 | 66 | 0-2, 0-9 | 70 | 60 | 60 | 70 | 0-3, 1-0 | 74 | 56 | 56 | 74 | 0-4, 1-1 | 75 | 64 | 64 | 75 | 0-5, 1-2 | 120 | 105 | 105 | 120 | 0-6, 1-3 | 140 | 125 | 125 | 140 | 0-7, 1-4 | 165 | 130 | 150 | 165 | | | HG-Q.10.MC.1 EMV HG-Q.10-EMV.MC.1 | 0-1103092-1 0-1103092-8 |
| | PN | A | B | C | D | | | | | | | | | | | | | | | | | | | | | | | | | | | | | | | | | | | | | | | |
| | 0-1, 0-8 | 70 | 58 | 54 | 66 | | | | | | | | | | | | | | | | | | | | | | | | | | | | | | | | | | | | | | | |
| | 0-2, 0-9 | 70 | 60 | 60 | 70 | | | | | | | | | | | | | | | | | | | | | | | | | | | | | | | | | | | | | | | |
| | 0-3, 1-0 | 74 | 56 | 56 | 74 | | | | | | | | | | | | | | | | | | | | | | | | | | | | | | | | | | | | | | | |
| | 0-4, 1-1 | 75 | 64 | 64 | 75 | | | | | | | | | | | | | | | | | | | | | | | | | | | | | | | | | | | | | | | |
| | 0-5, 1-2 | 120 | 105 | 105 | 120 | | | | | | | | | | | | | | | | | | | | | | | | | | | | | | | | | | | | | | | |
| | 0-6, 1-3 | 140 | 125 | 125 | 140 | | | | | | | | | | | | | | | | | | | | | | | | | | | | | | | | | | | | | | | |
| | 0-7, 1-4 | 165 | 130 | 150 | 165 | | | | | | | | | | | | | | | | | | | | | | | | | | | | | | | | | | | | | | | |
| | | | | HG-Q.10.MC.2 EMV HG-Q.10-EMV.MC.2 | 0-1103092-2 0-1103092-9 | | | | | | | | | | | | | | | | | | | | | | | | | | | | | | | | | | | | | | | |
| | | | | HG-Q.10.MC.3 EMV HG-Q.10-EMV.MC.3 | 0-1103092-3 1-1103092-0 | | | | | | | | | | | | | | | | | | | | | | | | | | | | | | | | | | | | | | | |
| | | | | HG-Q.10.MC.4 EMV HG-Q.10-EMV.MC.4 | 0-1103092-4 1-1103092-1 | | | | | | | | | | | | | | | | | | | | | | | | | | | | | | | | | | | | | | | |
| | | | | HG-Q.10.MC.5 EMV HG-Q.10-EMV.MC.5 | 0-1103092-5 1-1103092-2 | | | | | | | | | | | | | | | | | | | | | | | | | | | | | | | | | | | | | | | |
| | | | | HG-Q.10.MC.6 EMV HG-Q.10-EMV.MC.6 | 0-1103092-6 1-1103092-3 | | | | | | | | | | | | | | | | | | | | | | | | | | | | | | | | | | | | | | | |
| | | | HG-Q.10.MC.7 EMV HG-Q.10-EMV.MC.7 | 0-1103092-7 1-1103092-4 | | | | | | | | | | | | | | | | | | | | | | | | | | | | | | | | | | | | | | | | |

Passende Crimpkontakte Seite 36/Suitable Crimp contacts page 36

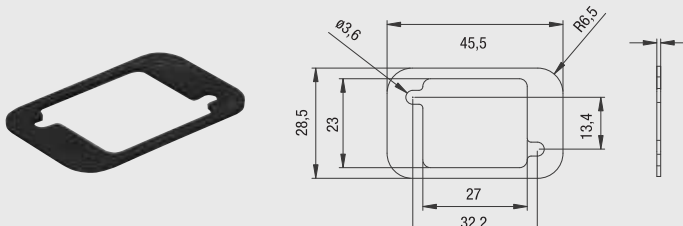
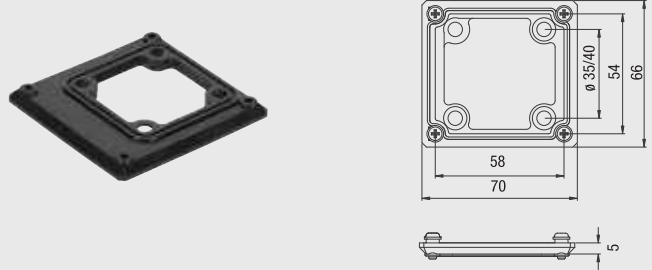


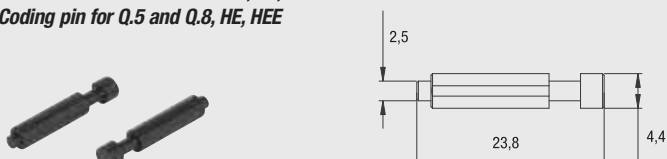
HG-Q Zubehör/Accessories

Baugröße/Size Q

Kunststoff, glasfaserverstärkt
EMV: Schutz gegen elektromagnetische Beeinflussung

Plastic glass-fibre reinforced
EMV: Protection against electro-magnetic interference

IP 65

| Bezeichnung Description | Metr. | PG | Bestelltext Designation | Bestell-Nr. Order No. |
|---|---|----|---|---|
| <p>Flanschdichtung für HG-Q.8 Anbaugehäuse Flange sealing for HG-Q.8 Surface Mount Housing</p>  | | | <p>Leitend / Conductive HG-Q.FI-dicht-L</p> | <p>0-1108794-2</p> |
| <p>Adapterplatte für HG-Q.10, IP 65 aus Kunststoff Adaptor flange for HG-Q.10, IP 65 plastic</p>  | | | <p>HG-Q.10.FL.1 HG-Q.10.FL.2</p> <p>EMV HG-Q.10-EMV.FL.1 HG-Q.10-EMV.FL.2</p> | <p>0-1103093-1 0-1103093-2</p> <p>0-1103093-3 0-1103093-4</p> |
| <p>Hut-Verschraubung M, IP 68 aus Kunststoff Gland fitting, IP 68 plastic</p>  <p>Gelb/Yellow Grau/Grey Schwarz/Black Grün/Green Rot/Red Weiß/White</p> <p>Alle Hut-Verschraubungen werden mit schwarzen M25 Druckschrauben geliefert All glands are supplied with a black M25 nut</p> | <p>M25 M25 M25 M25 M25 M25</p> | | <p>HG-Q.M25.6,5/4,0 HG-Q.M25.8,0/5,0 HG-Q.M25.9,5/6,5 HG-Q.M25.10,5/7,0 HG-Q.M25.13,0/9,0 HG-Q.M25.15,5/11,5</p> | <p>0-1103074-1 0-1103074-2 0-1103074-3 0-1103074-4 0-1103074-5 0-1103074-6</p> |
| <p>Abdeckung für alle HG-Q Gehäuse/Cover for all HG-Q housings</p>  | | | <p>Set-HG-Q.8.SKP</p> | <p>0-1108818-1</p> |
| <p>Sicherheitsstift für Q.5 und Q.8, HE, HEE Coding pin for Q.5 and Q.8, HE, HEE</p>  | | | <p>Sich-Stift.HVE.C</p> | <p>0-1110984-4</p> |

HA.10 Kontakteinsätze/Contact inserts

Baugröße/Size 2

Schraubanschluss, Federzug-Anschluss,
Crimpschluss für gedrehte HE/HA Crimpkontakte

**Kontaktzahlen
No. of contacts**

*Screw terminal, Spring Clamp terminal,
Crimp terminal for screw machined HE/HA crimp contacts*

10 +

250 V/16A

| Bezeichnung Description | Bestelltext Designation | Bestell-Nr./Order No. | |
|--|----------------------------|-----------------------------|-------------------------------|
| | | Stifteinsatz Male insert | Buchseinsatz Female insert |
| <p>Stifteinsatz/Male insert</p> <p>Schraubanschluss/Screw terminal</p> | HA.10.Sti.S.B1-10 | 1-1103414-1 | |
| <p>Buchseinsatz/Female insert</p> | HA.10.Bu.S.B1-10 | | 1-1103415-1 |
| <p>Federzug-Anschluss/Spring Clamp terminal</p> | HA.10.Sti.SC.B1-10 | 7-1103414-1 | |
| <p>Buchseinsatz/Female insert</p> | HA.10.Bu.SC.B1-10 | | 7-1103415-1 |
| <p>Crimpschluss/Crimp terminal</p> | HA.10.Sti.C.B1-10 | 2-1103414-3 | |
| <p>Buchseinsatz/Female insert</p> | HA.10.Bu.C.B1-10 | | 2-1103415-3 |

| Maße/Dimensions | A | B | C | D | E |
|-----------------|------|----|----|----|----|
| mm | 49,5 | 57 | 23 | 31 | 28 |

Passende Crimpkontakte siehe Seite 37, Passende Crimpwerkzeuge siehe Seite 37
 Suitable Crimp contacts see page 37, Suitable Crimping tools see page 37

**Maßbild mm
Dimensions mm**

*Abstand für sichere Kontaktgabe max. 24 mm

**Kontaktanordnung Anschlußseite Stift
Contact arrangement Male insert**

**Kontaktanordnung Anschlußseite Buchse
Contact arrangement Female insert**

**Montageausschnitt
Panel cut-out**

HN.D.15 Kontakteinsätze/Contact inserts

Baugröße/Size 2



Crimpanschluss für gedrehte HN.D Crimpkontakte

**Kontaktzahlen
No. of contacts**

Crimp terminal for screw machined HN.D crimp contacts

15 +

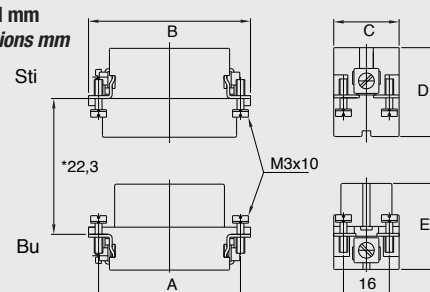
250 V/10 A

| Bezeichnung Description | Bestelltext Designation | Bestell-Nr./Order No. | |
|--|----------------------------|-----------------------------|-------------------------------|
| | | Stifteinsatz Male insert | Buchseinsatz Female insert |
| <p>Stifteinsatz/Male insert</p> <p>Crimpanschluss/Crimp terminal</p>  | HN.D.15.Sti.C | 2-1103106-3 | |
| <p>Buchseinsatz/Female insert</p>  | HN.D.15.Bu.C | | 2-1103107-3 |

| Maße/Dimensions | A | B | C | D | E |
|-----------------|------|----|----|----|----|
| mm | 49,5 | 57 | 23 | 35 | 35 |

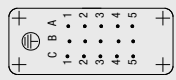
Passende Crimpkontakte siehe Seite 34, Passende Crimpwerkzeuge siehe Seite 34
 Suitable Crimp contacts see page 34, Suitable Crimping tools see page 34

**Maßbild mm
Dimensions mm**




*Abstand für sichere Kontaktgabe max. 24 mm

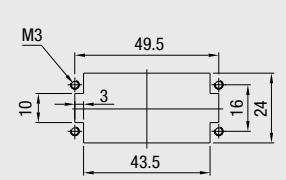
Kontaktanordnung Anschlußseite Stift
Contact arrangement Male insert



Kontaktanordnung Anschlußseite Buchse
Contact arrangement Female insert



Montageausschnitt
Panel cut-out



HD.15 Kontakteinsätze/Contact inserts **Baugröße/Size 2**


Crimpanschluss für gestanzte HD.M Crimpkontakte

Kontaktzahlen
No. of contacts

Crimp terminal for stamped HD .Mcrimp contacts

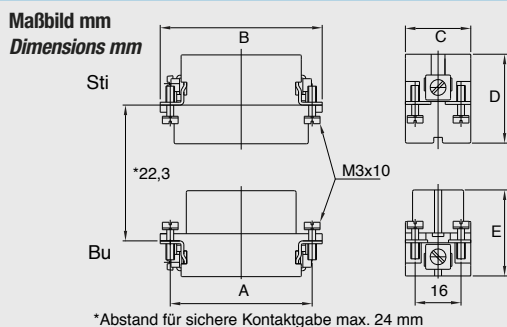
15 +

250 V/10 A

| Bezeichnung Description | Bestelltext Designation | Bestell-Nr./Order No. | |
|---|--------------------------------------|-----------------------------|-------------------------------|
| | | Stifteinsatz Male insert | Buchseinsatz Female insert |
| <p>Stifteinsatz/Male insert</p> <p>Crimpanschluss/Crimp terminal</p>  | <p>HD.15.Sti.C</p> <p>HD.15.Bu.C</p> | <p>2-1103004-3</p> | <p>2-1103005-3</p> |
| <p>Buchseinsatz/Female insert</p> | | | |

| Maße/Dimensions | A | B | C | D | E |
|-----------------|------|----|----|----|----|
| mm | 49,5 | 57 | 23 | 35 | 35 |

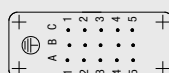
Passende Crimpkontakte siehe Seite 35, Passende Crimpwerkzeuge siehe Seite 35
 Suitable Crimp contacts see page 35, Suitable Crimping tools see page 35



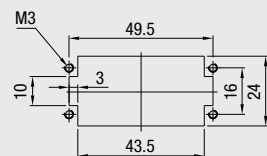
Kontaktanordnung Anschlußseite Stift
 Contact arrangement Male insert



Kontaktanordnung Anschlußseite Buchse
 Contact arrangement Female insert



Montageausschnitt
 Panel cut-out



HA.10/HD.15 Gehäuse/Housings

Baugröße/Size 2

Pulverbeschichtet, silbergrau

Powder-coated, silver-grey

Längsbügel am Unterteil/Side clip at housing bottom

IP 65

| Bezeichnung Description | Metr. | PG | Bestelltext Designation | Bestell-Nr. Order No. |
|--|------------|----------|--|--|
| <p>Steckergehäuse: Kabeleingang seitlich, Standard Bauform <i>Hood:</i> Side entry, Standard construction</p> | M20 M25 | 13 16 | HA.10.STS.1.13.G HA.10.STS.1.16.G HA.10.STS.1.M.20.G HA.10.STS.1.M.25.G | 0-1102599-3 1-1102117-7 0-1106411-2 0-1106411-6 |
| <p>Steckergehäuse: Kabeleingang seitlich, Hohe Bauform <i>Hood:</i> Side entry, High construction</p> | M25 | 16 21 | HD.15.STS.1.16.G HD.15.STS.1.21.G HD.15.STS.1.M.25.G | 1-1102427-7 1-1102430-7 0-1106414-2 |
| <p>Steckergehäuse: Kabeleingang oben, Standard Bauform <i>Hood:</i> Top entry, Standard construction</p> | M20 | 16 | HA.10.STO.1.16.G HA.10.STO.1.M.20.G | 1-1102120-7 0-1106411-1 |
| <p>Steckergehäuse: Kabeleingang oben, Hohe Bauform <i>Hood:</i> Top entry, High construction</p> | M25 | 16 21 | HD.15.STO.1.16.G HD.15.STO.1.21.G HD.15.STO.1.M.25.G | 1-1102433-7 1-1102436-7 0-1106414-1 |

Passende Kabelverschraubungen ab Seite 188/Suitable Cable fittings from page 188

Verbindlich für Toleranzen der Abmessungen und technische Werte sind ausschließlich die neuesten TE Connectivity Kundenzeichnungen bzw. Produkt-Spezifikationen, die Sie auf Anfrage erhalten.
All specifications subject to change. Consult TE Connectivity for latest design specifications.

HA.10/HD.15 Gehäuse/Housings

Baugröße/Size 2

Pulverbeschichtet, silbergrau

Powder-coated, silver-grey

Längsbügel am Unterteil/Side clip at housing bottom

IP 65

| Bezeichnung Description | Metr. | PG | Bestelltext Designation | Bestell-Nr. Order No. |
|--|--------------|--------------------------|---|---|
| <p>Anbaugehäuse: Kabeleingang unten, Standard Bauform <i>Surface mounted housing: Bottom entry, Standard construction</i></p> | | | HA.10.AG-LB | 1-1102121-2 |
| <p>Anbaugehäuse: Kabeleingang unten, Standard Bauform <i>Surface mounted housing: Bottom entry, Standard construction</i></p> <p>Montageausschnitt/ Panel cut-out</p> | | | HA.10.AGD-LB | 1-1102122-2 |
| <p>Sockelgehäuse: Kabeleingang seitlich, Standard Bauform <i>Surface mounted housing: Side entry, Standard construction</i></p> | M20 2xM20 | 16 2x16 | HA.10.SG-LB.1.16.Z HA.10.SG-LB.2.16.Z HA.10.SG-LB.1.M20.Z HA.10.SG-LB.2.M20.Z | 1-1102124-2 1-1102126-2 0-1103057-1 0-1106410-2 |
| <p>Sockelgehäuse: Kabeleingang seitlich, Hohe Bauform <i>Surface mounted housing: Side entry, High construction</i></p> | 2xM25 | 16 21 2x16 2x21 | HD.15.SG-LB.1.16.Z HD.15.SG-LB.1.21.Z HD.15.SG-LB.2.16.Z HD.15.SG-LB.2.21.Z HD.15.SG-LB.2.M25.Z | 1-1102438-2 1-1102442-2 1-1102440-2 1-1102444-2 0-1106413-2 |

Passende Kabelverschraubungen ab Seite 188/Suitable Cable fittings from page 188

HA.10/HD.15 Gehäuse/Housings

Baugröße/Size 2

Pulverbeschichtet, silbergrau

Powder-coated, silver-grey

Längsbügel am Unterteil/Side clip at housing bottom

IP 65

| Bezeichnung Description | Metr. | PG | Bestelltext Designation | Bestell-Nr. Order No. |
|--|--------------|--------------------------|--|---|
| <p>Sockelgehäuse: Kabeleingang seitlich, Standard Bauform <i>Surface mounted housing: Side entry, Standard construction</i></p> | M20 2xM20 | 16 2x16 | HA.10.SGD-LB.1.16.Z HA.10.SGD-LB.2.16.Z HA.10.SGD-LB.1.M20.Z HA.10.SGD-LB.2.M20.Z | 1-1102128-2 1-1102130-2 0-1103057-2 0-1106410-1 |
| <p>Sockelgehäuse: Kabeleingang seitlich, Hohe Bauform <i>Surface mounted housing: Side entry, High construction</i></p> | 2xM25 | 16 21 2x16 2x21 | HD.15.SGD-LB.1.16.Z HD.15.SGD-LB.1.21.Z HD.15.SGD-LB.2.16.Z HD.15.SGD-LB.2.21.Z HD.15.SGD-LB.2.M25.Z | 1-1102446-2 1-1102450-2 1-1102448-2 1-1102452-2 0-1106413-1 |
| <p>Kupplungsgehäuse: Kabeleingang unten, Standard Bauform <i>Cable-to-cable hood: Bottom entry, Standard construction</i></p> | M20 | 16 | HA.10.KDO-LB.1.16.G HA.10.KDO-LB.1.M20.G | 1-1102133-2 0-1106409-1 |
| <p>Kupplungsgehäuse: Kabeleingang unten, Hohe Bauform <i>Cable-to-cable hood: Bottom entry, High construction</i></p> | M25 | 16 21 | HD.15.KDO-LB.1.16.G HD.15.KDO-LB.1.21.G HD.15.KDO-LB.1.M25.G | 1-1102455-2 1-1102458-2 0-1106412-1 |

Passende Kabelverschraubungen ab Seite 188/Suitable Cable fittings from page 188

HE.6 Kontakteinsätze/Contact inserts

Baugröße/Size 3

Schraubanschluss, Federzug-Anschluss,
Crimpanschluss für gedrehte HE/HA Crimpkontakte

**Kontaktzahlen
No. of contacts**

*Screw terminal, Spring Clamp terminal,
Crimp terminal for screw machined HE/HA crimp contacts*

6 +

400 V/16 A

| Bezeichnung Description | Bestelltext Designation | Bestell-Nr./Order No. | |
|--|----------------------------|-----------------------------|-------------------------------|
| | | Stifteinsatz Male insert | Buchseinsatz Female insert |
| <p>Stifteinsatz/Male insert</p> <p>Schraubanschluss/Screw terminal</p> | HE.6.Sti.S | 1-1103634-1 | |
| <p>Buchseinsatz/Female insert</p> | HE.6.Bu.S | | 1-1103635-1 |
| <p>Federzug-Anschluss/Spring Clamp terminal</p> | HE.6.Sti.SC | 7-1103634-1 | |
| | HE.6.Bu.SC | | 7-1103635-1 |
| <p>Crimpanschluss/Crimp terminal</p> | HE.6.Sti.C | 2-1103634-3 | |
| | HE.6.Bu.C | | 2-1103635-3 |

| Maße/Dimensions | A | B | C | D | E |
|-----------------|----|----|----|----|----|
| mm | 44 | 52 | 33 | 34 | 35 |

Passende Crimpkontakte siehe Seite 37, Passende Crimpwerkzeuge siehe Seite 37
 Suitable Crimp contacts see page 37, Suitable Crimping tools see page 37

**Maßbild mm
Dimensions mm**

*Abstand für sichere Kontaktgabe max. 21 mm

**Kontaktanordnung Anschlußseite Stift
Contact arrangement Male insert**

**Kontaktanordnung Anschlußseite Buchse
Contact arrangement Female insert**

**Montageausschnitt
Panel cut-out**

HEE.10 Kontakteinsätze/Contact inserts **Baugröße/Size 3**



Crimpanschluss für gedrehte HE Crimpkontakte

**Kontaktzahlen
No. of contacts**

Crimp terminal for screw machined HE crimp contacts

10 +

500 V/16 A

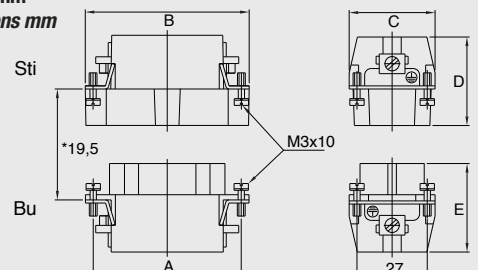
| Bezeichnung Description | | Bestelltext Designation | Bestell-Nr./Order No. | |
|--|----------------------------|--|------------------------------------|------------------------------------|
| Stifteinsatz/Male insert | Buchseinsatz/Female insert | | Stifteinsatz Male insert | Buchseinsatz Female insert |
| <p>Crimpanschluss/Crimp terminal</p>  | | <p>HEE.10.Sti.C HEE.10.Sti.C.FS*</p> | <p>0-1102918-1 0-1102918-2</p> | |
|  | | <p>HEE.10.Bu.C HEE.10.Bu.C.FS*</p> | | <p>0-1102919-1 0-1102919-2</p> |

*Kunststoff ist I2F1 qualifiziert nach NF-F 16-101, 102
Plastic is qualified I2F1 according NF-F 16-101, 102

| Maße/Dimensions | A | B | C | D | E |
|-----------------|----|----|----|----|----|
| mm | 44 | 51 | 33 | 34 | 37 |

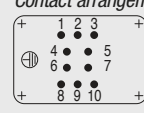
Passende Crimpkontakte siehe Seite 37, Passende Crimpwerkzeuge siehe Seite 37
Suitable Crimp contacts see page 37, Suitable Crimping tools see page 37

**Maßbild mm
Dimensions mm**

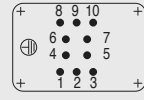


*Abstand für sichere Kontaktgabe max. 21 mm

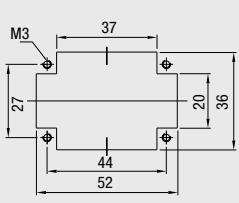
**Kontaktanordnung Anschlußseite Stift
Contact arrangement Male insert**



**Kontaktanordnung Anschlußseite Buchse
Contact arrangement Female insert**



**Montageausschnitt
Panel cut-out**



HVT.8 Kontakteinsätze/Contact inserts **Baugröße/Size 3**



Crimpanschluss für gedrehte HVT Crimpkontakte

Kontaktzahlen
No. of contacts

Crimp terminal for screw machined HVT crimp contacts

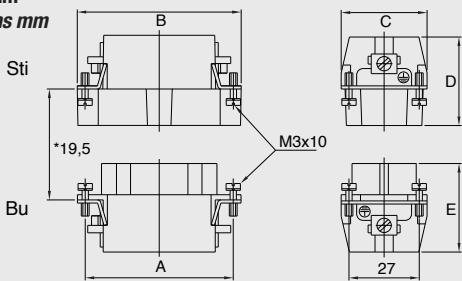
8 +

400 V/16 A

| Bezeichnung Description | | Bestelltext Designation | Bestell-Nr./Order No. | | | | | | | | | | | | | |
|---|----------------------------|----------------------------|-----------------------------|-------------------------------|----|---|---|----|----|----|----|----|----|--|--|--|
| | | | Stifteinsatz Male insert | Buchseinsatz Female insert | | | | | | | | | | | | |
| Stifteinsatz/Male insert | Buchseinsatz/Female insert | | | | | | | | | | | | | | | |
| Crimpanschluss/Crimp terminal | | | | | | | | | | | | | | | | |
|  | | HVT.8.Sti.C | 2-1104000-3 | | | | | | | | | | | | | |
|  | | HVT.8.Bu.C | | 2-1104002-3 | | | | | | | | | | | | |
| <table border="1"> <thead> <tr> <th>Maße/Dimensions</th> <th>A</th> <th>B</th> <th>C</th> <th>D</th> <th>E</th> </tr> </thead> <tbody> <tr> <td>mm</td> <td>44</td> <td>51</td> <td>33</td> <td>35</td> <td>40</td> </tr> </tbody> </table> | | Maße/Dimensions | A | B | C | D | E | mm | 44 | 51 | 33 | 35 | 40 | | | |
| Maße/Dimensions | A | B | C | D | E | | | | | | | | | | | |
| mm | 44 | 51 | 33 | 35 | 40 | | | | | | | | | | | |

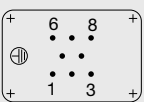
Passende Crimpkontakte siehe Seite 38, Passende Crimpwerkzeuge siehe Seite 38
 Suitable Crimp contacts see page 38, Suitable Crimping tools see page 38

Maßbild mm
Dimensions mm




*Abstand für sichere Kontaktgabe max. 21 mm

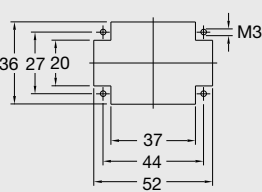
Kontaktanordnung Anschlußseite Stift
Contact arrangement Male insert



Kontaktanordnung Anschlußseite Buchse
Contact arrangement Female insert



Montageausschnitt
Panel cut-out



HD.16 Kontakteinsätze/Contact inserts

Baugröße/Size 3


Crimpanschluss für gestanzte HD.M Crimpkontakte

**Kontaktzahlen
No. of contacts**

Crimp terminal for stamped HD.M crimp contacts

16 +

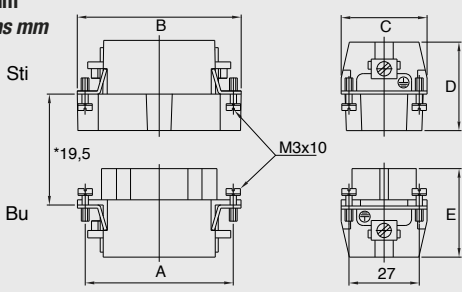
250 V/10 A

| Bezeichnung Description | Bestelltext Designation | Bestell-Nr./Order No. | |
|---|----------------------------|-----------------------------|-------------------------------|
| | | Stifteinsatz Male insert | Buchseinsatz Female insert |
| <p>Stifteinsatz/Male insert</p> <p>Crimpanschluss/Crimp terminal</p>  | HD.16.Sti.C | 2-1103006-3 | |
| <p>Buchseinsatz/Female insert</p> | HD.16.Bu.C | | 2-1103007-3 |

| Maße/Dimensions | A | B | C | D | E |
|-----------------|----|----|----|----|----|
| mm | 44 | 51 | 33 | 35 | 35 |


Passende Crimpkontakte siehe Seite 35, Passende Crimpwerkzeuge siehe Seite 35
 Suitable Crimp contacts see page 35, Suitable Crimping tools see page 35

Maßbild mm
Dimensions mm




*Abstand für sichere Kontaktgabe max. 21 mm

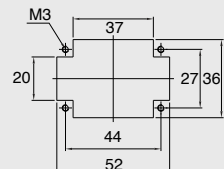
Kontaktanordnung Anschlußseite Stift
Contact arrangement Male insert



Kontaktanordnung Anschlußseite Buchse
Contact arrangement Female insert



Montageausschnitt
Panel cut-out



HN.2D.24 Kontakteinsätze/Contact inserts

Baugröße/Size 3

Crimpanschluss für gedrehte HN.D Crimpkontakte

**Kontaktzahlen
No. of contacts**

Crimp terminal for screw machined HN.D crimp contacts

24 +

250 V/10 A

| Bezeichnung Description | Bestelltext Designation | Bestell-Nr./Order No. | | | | | | | | | | | | | |
|---|--|-----------------------------|-------------------------------|------|----|---|----|----|----|----|------|----|--|--|--|
| | | Stifteinsatz Male insert | Buchseinsatz Female insert | | | | | | | | | | | | |
| <p>Stifteinsatz/Male insert</p> <p>Buchseinsatz/Female insert</p> <p>Crimpanschluss/Crimp terminal</p> | <p>HN.2D.24.Sti.C</p> <p>HN.2D.24.Bu.C</p> | <p>2-1103200-3</p> | <p>2-1103202-3</p> | | | | | | | | | | | | |
| <table border="1"> <thead> <tr> <th>Maße/Dimensions</th> <th>A</th> <th>B</th> <th>C</th> <th>D</th> <th>E</th> </tr> </thead> <tbody> <tr> <td>mm</td> <td>44</td> <td>55</td> <td>34</td> <td>36,5</td> <td>37</td> </tr> </tbody> </table> | Maße/Dimensions | A | B | C | D | E | mm | 44 | 55 | 34 | 36,5 | 37 | | | |
| Maße/Dimensions | A | B | C | D | E | | | | | | | | | | |
| mm | 44 | 55 | 34 | 36,5 | 37 | | | | | | | | | | |

Passende Crimpkontakte siehe Seite 34, Passende Crimpwerkzeuge siehe Seite 34
 Suitable Crimp contacts see page 34, Suitable Crimping tools see page 34

Maßbild mm
Dimensions mm

*Abstand für sichere Kontaktgabe max. 21 mm

Kontaktanordnung Anschlußseite Stift
Contact arrangement Male insert

Kontaktanordnung Anschlußseite Buchse
Contact arrangement Female insert

Montageausschnitt
Panel cut-out

HSK 4+2 Kontakteinsätze/Contact inserts **Baugröße/Size 3**



Schraubanschluss

**Kontaktzahlen
No. of contacts**

Screw terminal

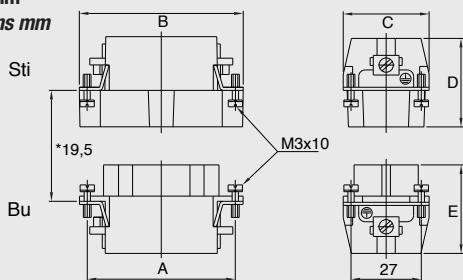
4 + 2 +

500V/40A + 400 V/16 A


| Bezeichnung Description | | Bestelltext Designation | Bestell-Nr./Order No. | | |
|---|---|----------------------------|-----------------------------|-------------------------------|-------------|
| | | | Stifteinsatz Male insert | Buchseinsatz Female insert | |
| Stifteinsatz/Male insert | Buchseinsatz/Female insert | | | | |
| Schraubanschluss/Screw termination | | | | | |
|  |  | HSK.4+2.Bu.S | | | 0-1103084-1 |
| | | HSK.4+2.Sti.S | 0-1103085-1 | | |

| Maße/Dimensions | A | B | C | D | E |
|-----------------|----|----|----|------|----|
| mm | 44 | 55 | 34 | 36,5 | 37 |


**Maßbild mm
Dimensions mm**



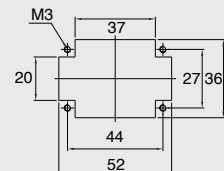
**Kontaktanordnung Anschlußseite Stift
Contact arrangement Male insert**



**Kontaktanordnung Anschlußseite Buchse
Contact arrangement Female insert**



**Montageausschnitt
Panel cut-out**



Modul Halterahmen/Module Fixing Frame

Baugröße/Size 3

Bezeichnung
Description

Bestelltext
Designation

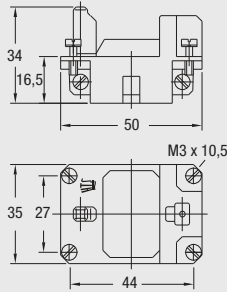
Bestell-Nr./Order No.
Oberteil
Top part

Unterteil
Bottom part

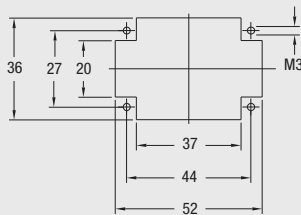
Halterahmen/*Fixing frame*



Für Modul MDL Seite 194–203
For module MDL page 194–203



Montageausschnitt/*Panel cut-out*



MDL2-GR.0/U-3

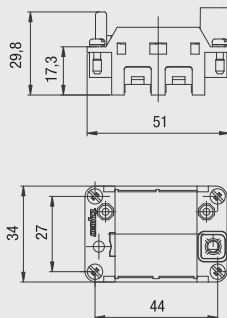
0-1108784-1

0-1108784-1

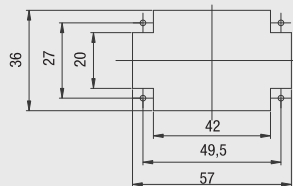
Halterahmen/*Fixing frame*



Für Modul HVS Seite 204–212
For module HVS page 204–212



Montageausschnitt/*Panel cut-out*



HVS-R.0 1-2
HVS-R.U 1-2

0-1103250-7

0-1103250-8

HB.6, HB-K.6, HD.16, HD-K.16 Gehäuse/Housings


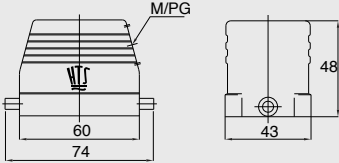

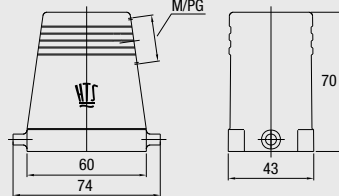

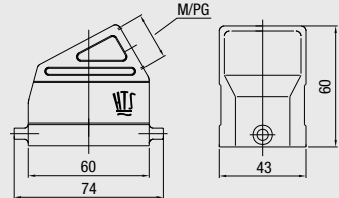

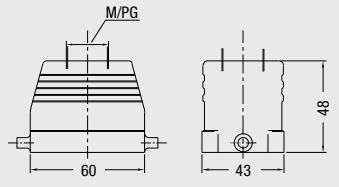

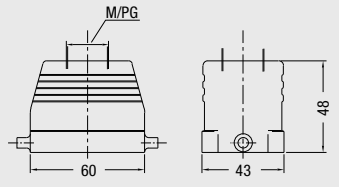
Baugröße/Size 3

Pulverbeschichtet, silbergrau
 K = korrosionsgeschützt, schwarz

Powder-coated, silver-grey
K = corrosion-resistant, black

Längsbügel am Unterteil/Side clip at housing bottom

IP 65

| Bezeichnung Description | Metr. | PG | Bestelltext Designation | Bestell-Nr. Order No. |
|---|-------------------|----------|--|--|
| Steckergehäuse: Kabeleingang seitlich, Standard Bauform Hood: Side entry, Standard construction   | M16 M20 M25 | 16 | HB.6.STS.1.16.G HB.6.STS.1.M16.G HB.6.STS.1.M20.G HB.6.STS.1.M25.G Mit Korrosionsschutz With corrosion protection | 1-1102240-7 0-1106419-8 0-1106419-7 0-1106419-2 |
| Steckergehäuse: Kabeleingang seitlich, Hohe Bauform Hood: Side entry, High construction   | M25 M32 | 21 | HD.16.STS.1.21.G HD.16.STS.1.M25.G HD.16.STS.1.M32.G Mit Korrosionsschutz With corrosion protection | 1-1102461-7 0-1102769-1 0-1106423-2 |
| Steckergehäuse: Kabeleingang seitlich, Keilform Hood: Side entry, Standard construction   | M25 | 16 | HB-KF.6.STS.1.16.G HB-KF.6.STS.1.M25.G Mit Korrosionsschutz With corrosion protection | 1-1102205-7 0-1106420-1 |
| Steckergehäuse: Kabeleingang oben, Standard Bauform Hood: Top entry, Standard construction   | M25 | 13 16 | HB.6.STO.1.13.G HB.6.STO.1.16.G HB.6.STO.1.M25.G Mit Korrosionsschutz With corrosion protection | 0-1102064-1 1-1102243-7 0-1106419-1 |
| Steckergehäuse: Kabeleingang oben, Standard Bauform Hood: Top entry, Standard construction   | M20 M25 | 16 | HB-K.6.STO.1.16.G HB-K.6.STO.1.M20.G HB-K.6.STO.1.M25.G | 2-1102243-7 0-1106423-9 0-1106419-3 |

Passende Kabelverschraubungen ab Seite 188/Suitable Cable fittings from page 188

HB.6, HB-K.6, HD.16, HD-K.16 Gehäuse/Housings


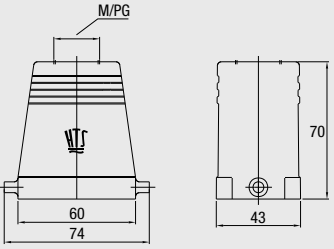

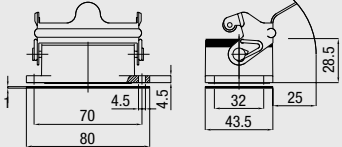
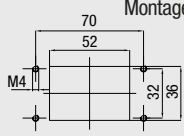

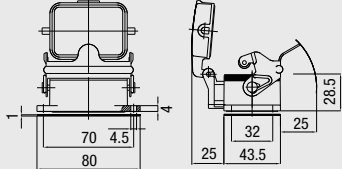
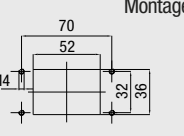

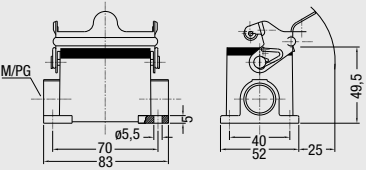
Baugröße/Size 3

Pulverbeschichtet, silbergrau/K = korrosionsgeschützt, schwarz

Powder-coated, silver-grey/K = corrosion-resistant, black

Längsbügel am Unterteil/Side clip at housing bottom

IP 65

| Bezeichnung Description | Metr. | PG | Bestelltext Designation | Bestell-Nr. Order No. |
|---|--------------|------------|--|--|
| <p>Steckergehäuse: Kabeleingang oben, Hohe Bauform <i>Hood: Top entry, High construction</i></p>   | M25 M32 | 29 21 | HD.16.STO.1.29.Z HD.16.STO.1.21.G HD.16.STO.1.M25.G HD.16.STO.1.M32.G Mit Korrosionsschutz <i>With corrosion protection</i> | 1-1102469-7 1-1102467-7 1-1106423-1 0-1106423-1 |
| <p>Anbaugehäuse: Kabeleingang unten, Standard Bauform <i>Surface mounted housing: Bottom entry, Standard construction</i></p>   <p>Montageausschnitt/Panel cut-out</p>  | | | HB.6.AG-LB Mit Korrosionsschutz <i>With corrosion protection</i> | 1-1102244-2 |
| <p>Anbaugehäuse: Kabeleingang unten, Standard Bauform <i>Surface mounted housing: Bottom entry, Standard construction</i></p>   <p>Montageausschnitt/Panel cut-out</p>  | | | HB.6.AGD-LB Mit Korrosionsschutz <i>With corrosion protection</i> | 1-1102246-2 |
| <p>Sockelgehäuse: Kabeleingang seitlich, Standard Bauform <i>Surface mounted housing: Side entry, Standard construction</i></p>   | M25 2xM25 | 16 2x16 | HB.6.SG-LB.1.16.Z HB.6.SG-LB.2.16.Z HB.6.SG-LB.1.M25.Z HB.6.SG-LB.2.M25.Z Mit Korrosionsschutz <i>With corrosion protection</i> | 1-1102249-2 1-1102251-2 0-1103062-1 0-1106418-2 |
| | | 16 2x16 | HB-K.6.SG-LB.1.16.Z HB-K.6.SG-LB.2.16.Z HB-K.6.SG-LB.2.M25.Z | 2-1102249-2 2-1102251-2 0-1106418-4 |

Passende Kabelverschraubungen ab Seite 188/Suitable Cable fittings from page 188

HB.6, HB-K.6, HD.16, HD-K.16 Gehäuse/Housings

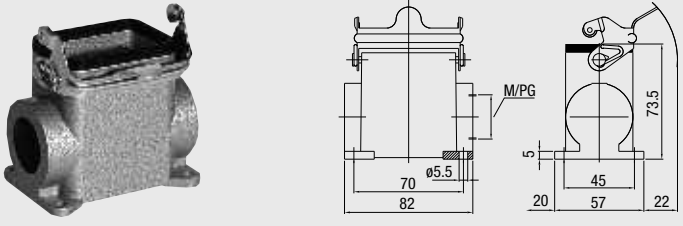
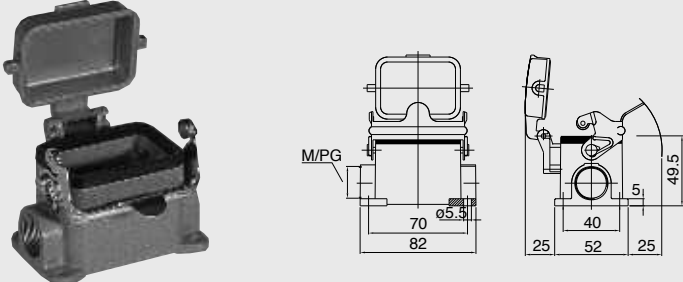
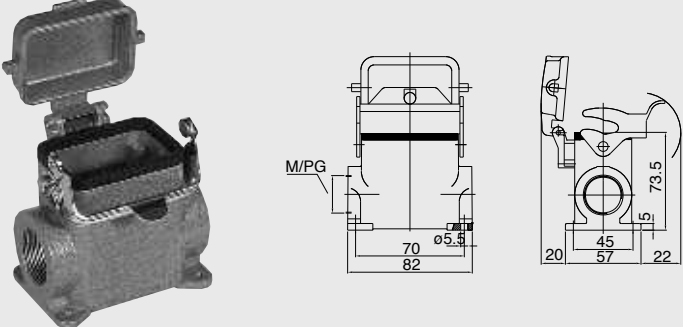
Baugröße/Size 3

Pulverbeschichtet, silbergrau/K = korrosionsgeschützt, schwarz

Powder-coated, silver-grey/K = corrosion-resistant, black

Längsbügel am Unterteil/Side clip at housing bottom

IP 65

| Bezeichnung Description | Metr. | PG | Bestelltext Designation | Bestell-Nr. Order No. |
|---|---------------------|------------|---|---|
| Sockelgehäuse: Kabeleingang seitlich, Hohe Bauform Surface mounted housing: Side entry, High construction  | 2xM32 | 21 2x21 | HD.16.SG-LB.1.21.Z HD.16.SG-LB.2.21.Z HD.16.SG-LB.2.M32.Z | 1-1102472-2 1-1102474-2 0-1106422-2 |
| | | | Mit Korrosionsschutz With corrosion protection | |
| | 2xM32 | 21 2x21 | HD-K.16.SG-LB.1.21.Z HD-K.16.SG-LB.2.21.Z HD-K.16.SG-LB.2.M32.Z | 2-1102472-2 2-1102474-2 0-1106422-4 |
| Sockelgehäuse: Kabeleingang seitlich, Standard Bauform Surface mounted housing: Side entry, Standard construction  | M16 M20 2xM25 | 16 2x16 | HB.6.SGD-LB.1.16.Z HB.6.SGD-LB.2.16.Z HB.6.SGD-LB.1.M16.Z HB.6.SGD-LB.1.M20.Z HB.6.SGD-LB.2.M25.Z | 1-1102253-2 1-1102255-2 0-1102849-1 0-1102849-2 0-1106418-1 |
| | | | Mit Korrosionsschutz With corrosion protection | |
| | 2xM25 | 16 2x16 | HB-K.6.SGD-LB.1.16.Z HB-K.6.SGD-LB.2.16.Z HB-K.6.SGD-LB.2.M25.Z | 2-1102253-2 2-1102255-2 0-1106418-3 |
| Sockelgehäuse: Kabeleingang seitlich, Hohe Bauform Surface mounted housing: Side entry, High construction  | 2xM32 | 21 2x21 | HD.16.SGD-LB.1.21.Z HD.16.SGD-LB.2.21.Z HD.16.SGD-LB.2.M32.Z | 1-1102480-2 1-1102482-2 0-1106422-1 |
| | | | Mit Korrosionsschutz With corrosion protection | |
| | 2xM32 | 21 2x21 | HD-K.16.SGD-LB.1.21.Z HD-K.16.SGD-LB.2.21.Z HD-K.16.SGD-LB.2.M32.Z | 2-1102480-2 2-1102482-2 0-1106422-3 |

Passende Kabelverschraubungen ab Seite 188/Suitable Cable fittings from page 188

HB.6, HB-K.6, HD.16, HD-K.16 Gehäuse/Housings


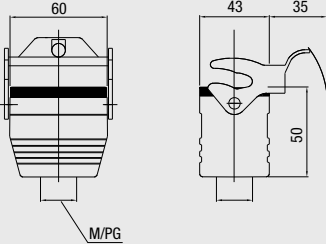

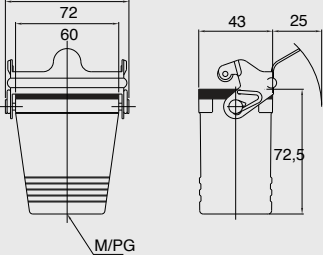
Baugröße/Size 3

Pulverbeschichtet, silbergrau/K = korrosionsgeschützt, schwarz

Powder-coated, silver-grey/K = corrosion-resistant, black

Längsbügel am Unterteil/Side clip at housing bottom

IP 65

| Bezeichnung Description | Metr. | PG | Bestelltext Designation | Bestell-Nr. Order No. |
|---|-------|----------|---|---|
| Kupplungsgehäuse: Kabeleingang unten, Standard Bauform <i>Cable-to-cable hood: Bottom entry, Standard construction</i>   | M25 | 16 | HB.6.KDO-LB.1.16.G HB.6.KDO-LB.1.M25.G | 1-1102258-2 0-1106417-1 |
| | M25 | 16 | Mit Korrosionsschutz <i>With corrosion protection</i> HB-K.6.KDO-LB.1.16.G HB-K.6.KDO-LB.1.M25.G | 2-1102258-2 0-1106417-2 |
| Kupplungsgehäuse: Kabeleingang unten, Hohe Bauform <i>Cable-to-cable hood: Bottom entry, High construction</i>   | M32 | 13 21 | HB.6.KDO-LB.1.13.G HD.16.KDO-LB.1.21.G HD.16.KDO-LB.1.M32.G | 0-1102258-1 1-1102489-2 0-1106421-1 |
| | M32 | 21 | Mit Korrosionsschutz <i>With corrosion protection</i> HD-K.16.KDO-LB.1.21.G HD-K.16.KDO-LB.1.M32.G | 2-1102489-2 0-1106421-2 |

Passende Kabelverschraubungen ab Seite 188/Suitable Cable fittings from page 188

HB-Z.6, HB-K/Z.6, HD-Z.16, HD-K/Z.16 Gehäuse/Housings

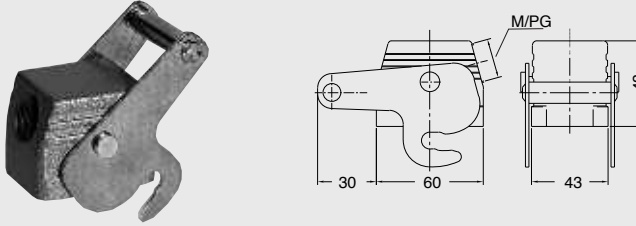
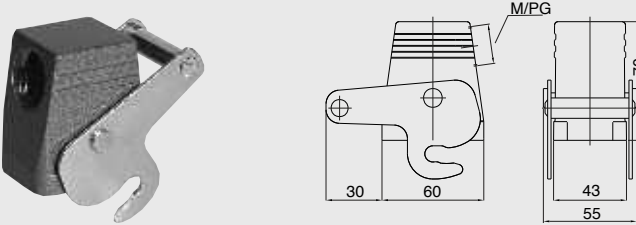
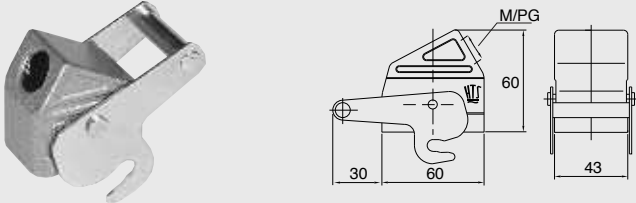
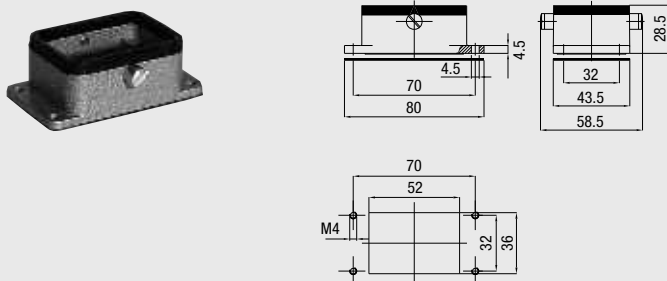
Baugröße/Size 3

Pulverbeschichtet, silbergrau
 K = korrosionsgeschützt, schwarz

Powder-coated, silver-grey
K = corrosion-resistant, black

Zentralbügel am Steckergehäuse/Central locking clip on hood

IP 65

| Bezeichnung Description | Metr. | PG | Bestelltext Designation | Bestell-Nr. Order No. |
|---|-------|----|---|----------------------------|
| Steckergehäuse: Kabeleingang seitlich, Standard Bauform Hood: Side entry, Standard construction  | M25 | 16 | HB-Z.6.STS-ZB.1.16.G HB-Z.6.STS-ZB.1.M25.G Mit Korrosionsschutz <i>With corrosion protection</i> | 1-1102240-3 0-1106419-6 |
| Steckergehäuse: Kabeleingang seitlich, Hohe Bauform Hood: Side entry, High construction  | M32 | 21 | HD-Z.16.STS-ZB.1.21.G HD-Z.16.STS-ZB.1.M32.G Mit Korrosionsschutz <i>With corrosion protection</i> | 1-1102461-3 0-1106423-5 |
| Steckergehäuse: Kabeleingang seitlich, Keilform Hood: Side entry, Standard construction  | M25 | 16 | HB-KF-Z.6.STS-ZB.1.16.G HB-KF-Z.6.STS-ZB.1.M25.G Mit Korrosionsschutz <i>With corrosion protection</i> | 1-1102205-3 0-1106420-3 |
| Anbaugehäuse: Kabeleingang unten Surface mounted housing: Bottom entry  | M25 | 16 | HB-KF/K-Z.6.STS-ZB.1.16.G HB-KF/K-Z.6.STS-ZB.1.M25.G Mit Korrosionsschutz <i>With corrosion protection</i> | 2-1102205-3 0-1106420-2 |
| | | | HB-Z.6.AG-ZVGR Mit Korrosionsschutz <i>With corrosion protection</i> | 1-1102244-8 |
| | | | HB-K/Z.6.AG-ZVGR | 2-1102244-8 |

Passende Kabelverschraubungen ab Seite 188/Suitable Cable fittings from page 188

HB-Z.6, HB-K/Z.6, HD-Z.16, HD-K/Z.16 Gehäuse/Housings


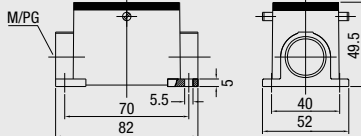

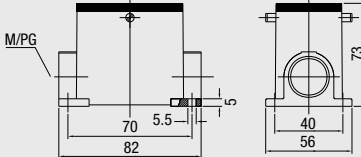
Baugröße/Size 3

Pulverbeschichtet, silbergrau/K = korrosionsgeschützt, schwarz

Powder-coated, silver-grey/K = corrosion-resistant, black

Zentralbügel am Steckergehäuse/Central locking clip on hood

IP 65

| Bezeichnung Description | Metr. | PG | Bestelltext Designation | Bestell-Nr. Order No. |
|--|-------|------------|---|---|
| Sockelgehäuse: Kabeleingang seitlich, Standard Bauform <i>Surface mounted housing: Side entry, Standard construction</i>   | M25 | 16 2x16 | HB-Z.6.SG-ZVGR.1.16.Z HB-Z.6.SG-ZVGR.2.16.Z HB-Z.6.SG-ZVGR.2.M25.Z Mit Korrosionsschutz <i>With corrosion protection</i> | 1-1102249-8 1-1102251-8 0-1106418-6 |
| | | 16 2x16 | HB-K/Z.6.SG-ZVGR.1.16.Z HB-K/Z.6.SG-ZVGR.2.16.Z HB-K/Z.6.SG-ZVGR.2.M25.Z | 2-1102249-8 2-1102251-8 0-1106418-5 |
| Sockelgehäuse: Kabeleingang seitlich, Hohe Bauform <i>Surface mounted housing: Side entry, High construction</i>   | 2xM32 | 21 2x21 | HD-Z.16.SG-ZVGR.1.21.Z HD-Z.16.SG-ZVGR.2.21.Z HD-Z.16.SG-ZVGR.2.M32.Z Mit Korrosionsschutz <i>With corrosion protection</i> | 1-1102472-8 1-1102474-8 0-1106422-5 |
| | | 21 2x21 | HD-K/Z.16.SG-ZVGR.1.21.Z HD-K/Z.16.SG-ZVGR.2.21.Z HD-K/Z.16.SG-ZVGR.2.M32.Z | 2-1102472-8 2-1102474-8 1-1106469-1 |

Passende Kabelverschraubungen ab Seite 188/Suitable Cable fittings from page 188

HIP.6/16, HIP-K.6/16, EMV-K.6/16 Gehäuse/Housings

Baugröße/Size 3

HIP: Druckdicht, silbergrau, **HIP-K:** Korrosionsgeschützt, schwarz


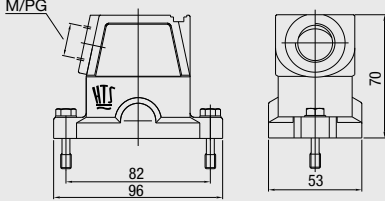

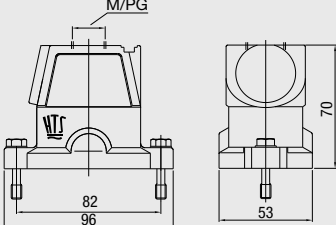

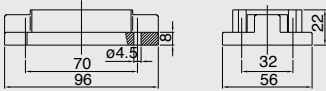
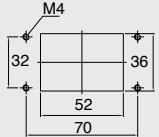

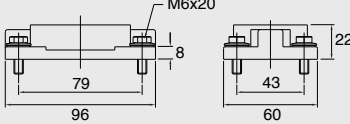
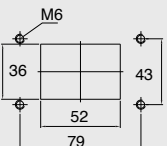
EMV-K: Schutz gegen elektromagnetische Beeinflussung, druckdicht, korrosionsgeschützt, schwarz

HIP: Pressure-tight, silver-grey, **HIP-K:** Housings corrosion-resistant, black

EMV-K: Protection against electro-magnetic interference, pressure-tight, housings corrosion-resistant, black

Schraubverriegelung am Oberteil/Screw lock on hood

IP 68

| Bezeichnung Description | Metr. | PG | Bestelltext Designation | Bestell-Nr. Order No. |
|---|---|----------------|--|--|
| Steckergehäuse: Kabeleingang seitlich Hood: Side entry   | M25 | 16 | HIP HIP.6/16.STS.1.16.G HIP.6/16.STS.1.M25.G | 1-1102631-5 0-1106425-2 |
| | M25 | 16 21 | HIP-K HIP-K.6/16.STS.1.16.G HIP-K.6/16.STS.1.21.G HIP-K.6/16.STS.1.M25.G | 2-1102631-5 2-1102633-5 0-1106425-4 |
| | M25 | 16 | EMV-K EMV-K.6/16.STS.1.16.G EMV-K.6/16.STS.1.M25.G | 4-1102704-5 0-1106416-4 |
| Steckergehäuse: Kabeleingang oben Hood: Top entry   | M32 | 16 | HIP HIP.6/16.STO.1.16.G HIP.6/16.STO.1.M32.G | 1-1102635-5 0-1106425-1 |
| | M25 M32 | 16 21 | HIP-K HIP-K.6/16.STO.1.16.G HIP-K.6/16.STO.1.21.G HIP-K.6/16.STO.1.M25.G HIP-K.6/16.STO.1.M32.G | 2-1102635-5 2-1102637-5 0-1106425-6 0-1106425-3 |
| | M32 | 13 16 21 | EMV-K EMV-K.6/16.STO.1.13.G EMV-K.6/16.STO.1.16.G EMV-K.6/16.STO.1.21.G EMV-K.6/16.STO.1.M32.G | 0-1108719-1 4-1102706-5 4-1102707-5 0-1106416-3 |
| | M32 | 21 | HIP HIP.6/16.AG | 1-1102638-5 |
| Anbaugehäuse: Kabeleingang unten Surface mounted housing: Bottom entry   <p>Montageausschnitt/Panel cut-out</p>  | | | HIP-K HIP-K.6/16.AG | 2-1102638-5 |
| | | | EMV-K EMV-K.6/16.AG | 4-1102710-5 |
| | Anbaugehäuse: Kabeleingang unten Surface mounted housing: Bottom entry   <p>Montageausschnitt/Panel cut-out</p>  | | | HIP HIP.6/16.AG.M6 |
| | | | HIP-K HIP-K.6/16.AG.M6 | 2-1102606-5 |
| | | | EMV-K EMV-K.6/16.AG.M6 | 4-1102712-5 |

Passende Kabelverschraubungen ab Seite 188/Suitable Cable fittings from page 188

HIP.6/16, HIP-K.6/16, EMV-K.6/16 Gehäuse/Housings

Baugröße/Size 3

HIP: Druckdicht, silbergrau, **HIP-K:** Korrosionsgeschützt, schwarz

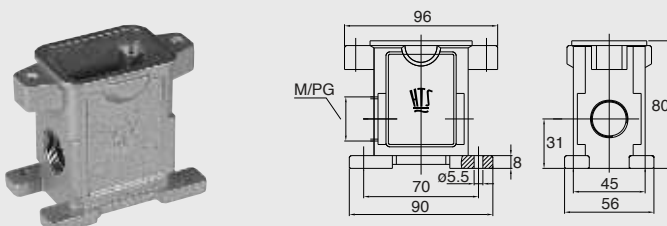
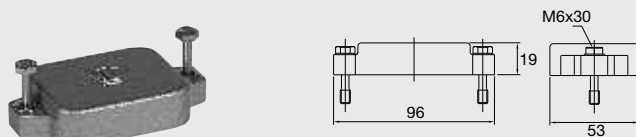
EMV-K: Schutz gegen elektromagnetische Beeinflussung, druckdicht, korrosionsgeschützt, schwarz

HIP: Pressure-tight, silver-grey, **HIP-K:** Housings corrosion-resistant, black

EMV-K: Protection against electro-magnetic interference, pressure-tight, housings corrosion-resistant, black

Schraubverriegelung am Oberteil/Screw lock on hood

IP 68

| Bezeichnung Description | Metr. | PG | Bestelltext Designation | Bestell-Nr. Order No. | |
|--|----------------|------|---|--|--|
| Sockelgehäuse: Kabeleingang seitlich Surface mounted housing: Side entry  | 2xM32 | 16 | HIP HIP.6/16.SG.1.16.G HIP.6/16.SG.2.16.G HIP.6/16.SG.2.M32.G | 1-1102604-5 1-1102605-5 0-1106424-1 | |
| | | 2x16 | | | |
| | | 16 | | | |
| | 2xM25 2xM32 | 2x16 | | HIP-K HIP-K.6/16.SG.1.16.G HIP-K.6/16.SG.2.16.G HIP-K.6/16.SG.2.M25.G HIP-K.6/16.SG.2.M32.G | 2-1102604-5 2-1102605-5 0-1102942-1 0-1106424-2 |
| | | | | | |
| | | | | | |
| | 2xM25 2xM32 | 2x16 | | EMV-K EMV-K.6/16.SG.1.16.G EMV-K.6/16.SG.2.16.G EMV-K.6/16.SG.2.M25.G EMV-K.6/16.SG.2.M32.G | 5-1102708-5 5-1102709-5 0-1106413-3 0-1106415-2 |
| | | | | | |
| | | | | | |
| Schutzkappe für Gehäuse-Unterteile Protective covers for housings  | | | HIP HIP/EMV.6/16.SKB | 3-1106201-5 | |
| | | | HIP-K HIP-K/EMV-K.6/16.SKB | 4-1106201-5 | |
| | | | EMV-K HIP-K/EMV-K.6/16.SKB | 4-1106201-5 | |
| | | | | | |
| | | | | | |
| | | | | | |

Passende Kabelverschraubungen ab Seite 188/Suitable Cable fittings from page 188

HE.10 Kontakteinsätze/Contact inserts

Baugröße/Size 4

Schraubanschluss, Federzug-Anschluss,
Crimpschluss für gedrehte HE/HA Crimpkontakte

**Kontaktzahlen
No. of contacts**

*Screw terminal, Spring Clamp terminal,
Crimp terminal for screw machined HE/HA crimp contacts*

10 +

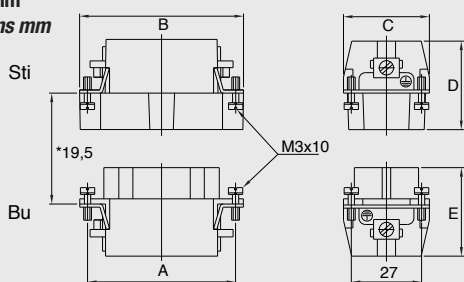
400 V/16 A

| Bezeichnung Description | Bestelltext Designation | Bestell-Nr./Order No. | |
|--|----------------------------|-----------------------------|-------------------------------|
| | | Stifteinsatz Male insert | Buchseinsatz Female insert |
| <p>Stifteinsatz/Male insert</p> <p>Schraubanschluss/Screw terminal</p> | HE.10.Sti.S | 1-1103636-1 | |
| <p>Buchseinsatz/Female insert</p> | HE.10.Bu.S | | 1-1103637-1 |
| <p>Federzug-Anschluss/Spring Clamp terminal</p> | HE.10.Sti.SC | 7-1103636-1 | |
| | HE.10.Bu.SC | | 7-1103637-1 |
| <p>Crimpschluss/Crimp terminal</p> | HE.10.Sti.C | 2-1103636-3 | |
| | HE.10.Bu.C | | 2-1103637-3 |

| Maße/Dimensions | A | B | C | D | E |
|-----------------|----|----|----|----|----|
| mm | 57 | 63 | 33 | 34 | 35 |


Passende Crimpkontakte siehe Seite 37, Passende Crimpwerkzeuge siehe Seite 37
 Suitable Crimp contacts see page 37, Suitable Crimping tools see page 37

Maßbild mm
Dimensions mm




*Abstand für sichere Kontaktgabe max. 21 mm

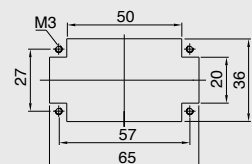
Kontaktanordnung Anschlußseite Stift
Contact arrangement Male insert



Kontaktanordnung Anschlußseite Buchse
Contact arrangement Female insert



Montageausschnitt
Panel cut-out



HEE.18 Kontakteinsätze/Contact inserts

Baugröße/Size 4



Crimpanschluss für gedrehte HE Crimpkontakte

**Kontaktzahlen
No. of contacts**

Crimp terminal for screw machined HE crimp contacts

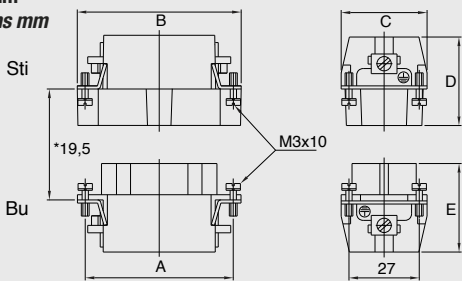
18 +

500 V/16 A

| Bezeichnung Description | | Bestelltext Designation | Bestell-Nr./Order No. | | | | | | | | | | | | | |
|---|----------------------------|----------------------------------|-----------------------------|-------------------------------|----|---|---|----|----|----|----|----|----|--|--|--|
| Stifteinsatz/Male insert | Buchseinsatz/Female insert | | Stifteinsatz Male insert | Buchseinsatz Female insert | | | | | | | | | | | | |
| Crimpanschluss/Crimp terminal | | | | | | | | | | | | | | | | |
|  | | HEE.18.Sti.C HEE.18.Sti.C.FS* | 0-1102897-1 0-1102897-2 | | | | | | | | | | | | | |
|  | | HEE.18.Bu.C HEE.18.Bu.C.FS* | | 0-1102898-1 0-1102898-2 | | | | | | | | | | | | |
| <p>*Kunststoff ist I2F1 qualifiziert nach NF-F 16-101, 102 Plastic is qualified I2F1 according NF-F 16-101, 102</p> | | | | | | | | | | | | | | | | |
| <table border="1"> <thead> <tr> <th>Maße/Dimensions</th> <th>A</th> <th>B</th> <th>C</th> <th>D</th> <th>E</th> </tr> </thead> <tbody> <tr> <td>mm</td> <td>57</td> <td>63</td> <td>33</td> <td>34</td> <td>37</td> </tr> </tbody> </table> | | Maße/Dimensions | A | B | C | D | E | mm | 57 | 63 | 33 | 34 | 37 | | | |
| Maße/Dimensions | A | B | C | D | E | | | | | | | | | | | |
| mm | 57 | 63 | 33 | 34 | 37 | | | | | | | | | | | |

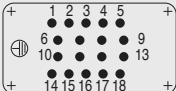
Passende Crimpkontakte siehe Seite 37, Passende Crimpwerkzeuge siehe Seite 37
Suitable Crimp contacts see page 37, Suitable Crimping tools see page 37

**Maßbild mm
Dimensions mm**

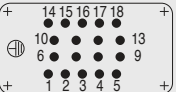


*Abstand für sichere Kontaktgabe max. 21 mm

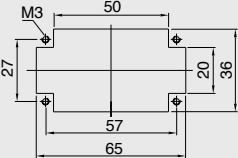
**Kontaktanordnung Anschlußseite Stift
Contact arrangement Male insert**



**Kontaktanordnung Anschlußseite Buchse
Contact arrangement Female insert**



**Montageausschnitt
Panel cut-out**



HVT.14 Kontakteinsätze/Contact inserts

Baugröße/Size 4



Crimpanschluss für gedrehte HVT Crimpkontakte

**Kontaktzahlen
No. of contacts**

Crimp terminal for screw machined HVT crimp contacts

14 +

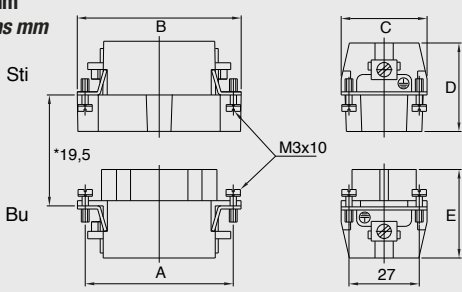
400 V/16 A

| Bezeichnung Description | Bestelltext Designation | Bestell-Nr./Order No. | |
|--|----------------------------|-----------------------------|-------------------------------|
| | | Stifteinsatz Male insert | Buchseinsatz Female insert |
| <p>Stifteinsatz/Male insert</p> <p>Crimpanschluss/Crimp terminal</p>  | HVT.14.Sti.C | 2-1104004-3 | |
| <p>Buchseinsatz/Female insert</p>  | HVT.14.Bu.C | | 2-1104006-3 |

| Maße/Dimensions | A | B | C | D | E |
|-----------------|----|----|----|----|----|
| mm | 57 | 63 | 33 | 35 | 40 |

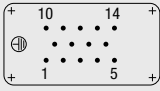
Passende Crimpkontakte siehe Seite 38, Passende Crimpwerkzeuge siehe Seite 38
 Suitable Crimp contacts see page 38, Suitable Crimping tools see page 38

Maßbild mm
Dimensions mm




*Abstand für sichere Kontaktgabe max. 21 mm

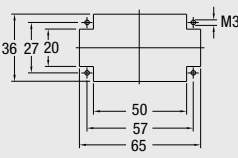
Kontaktanordnung Anschlußseite Stift
Contact arrangement Male insert



Kontaktanordnung Anschlußseite Buchse
Contact arrangement Female insert



Montageausschnitt
Panel cut-out



HD.24 Kontakteinsätze/Contact inserts

Baugröße/Size 4


Crimpanschluss für gestanzte HD-M Crimpkontakte

**Kontaktzahlen
No. of contacts**

Crimp terminal for stamped HD-M crimp contacts

24 +

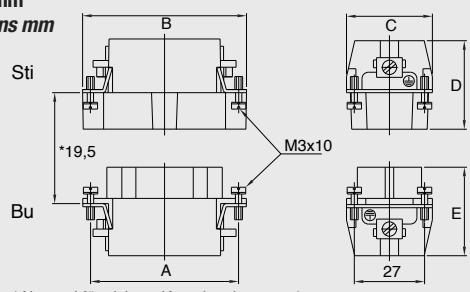
250 V/10 A

| Bezeichnung Description | Bestelltext Designation | Bestell-Nr./Order No. | |
|---|----------------------------|-----------------------------|-------------------------------|
| | | Stifteinsatz Male insert | Buchseinsatz Female insert |
| <p>Stifteinsatz/Male insert</p> <p>Crimpanschluss/Crimp terminal</p>  | HD.24.Sti.C | 2-1103008-3 | |
| <p>Buchseinsatz/Female insert</p> | HD.24.BU.C | | 2-1103009-3 |

| Maße/Dimensions | A | B | C | D | E |
|-----------------|----|----|----|----|----|
| mm | 57 | 64 | 33 | 35 | 35 |


Passende Crimpkontakte siehe Seite 35, Passende Crimpwerkzeuge siehe Seite 35
 Suitable Crimp contacts see page 35, Suitable Crimping tools see page 35

**Maßbild mm
Dimensions mm**




*Abstand für sichere Kontaktgabe max. 21 mm

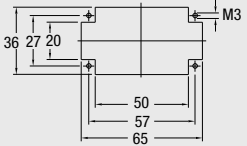
**Kontaktanordnung Anschlußseite Stift
Contact arrangement Male insert**



**Kontaktanordnung Anschlußseite Buchse
Contact arrangement Female insert**



**Montageausschnitt
Panel cut-out**



HN.2D.42; HMX8/24 Kontakteinsätze/Contact inserts

Baugröße/Size 4

Crimpanschluss für gedrehte HN.D/HE Crimpkontakte



Kontaktzahlen

No. of contacts

Crimp terminal for screw machined HN.D/HE crimp contacts

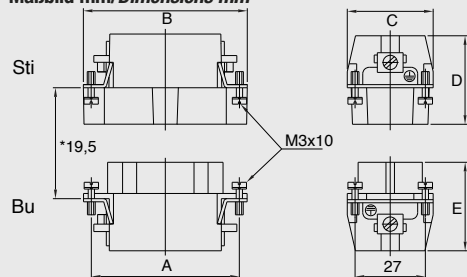
42; 8/24 +

250 V/10 A; 400V/16A + 250V/10A

| Bezeichnung Description | Bestelltext Designation | Bestell-Nr./Order No. | |
|--|--|---------------------------------------|-------------------------------|
| | | Stifteinsatz Male insert | Buchseinsatz Female insert |
| <p>Stifteinsatz/Male insert</p> <p>Buchseinsatz/Female insert</p> <p>Crimpanschluss/Crimp terminal</p>  <p>Passende Crimpkontakte siehe Seite 34 Suitable Crimp contacts see page 34</p> | <p>HN.2D.42.Sti.C</p> <p>HN.2D.42.Bu.C</p> | <p>2-1103204-3</p> <p>2-1103206-3</p> | |
|  <p>Passende Crimpkontakte Power siehe Seite 37, passende Crimpkontakte Signal siehe Seite 34 Suitable Crimp contacts power see page 37, suitable Crimp contacts signal see page 34</p> | <p>HMX.8/24.Sti.C</p> <p>HMX.8/24.Bu.C</p> | <p>0-1103089-1</p> <p>0-1103090-1</p> | |

| Maße/Dimensions | A | B | C | D | E |
|-----------------|----|----|----|------|----|
| mm | 57 | 63 | 34 | 35,5 | 37 |

Maßbild mm/Dimensions mm

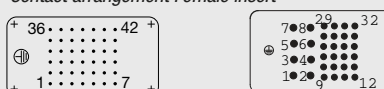


*Abstand für sichere Kontaktgabe max. 21 mm

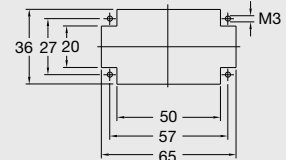
**Kontaktanordnung Anschlußseite Stift
Contact arrangement Male insert**



**Kontaktanordnung Anschlußseite Buchse
Contact arrangement Female insert**



**Montageausschnitt
Panel cut-out**



Modul Halterahmen/Module Fixing Frame

Baugröße/Size 4

Bezeichnung
Description

Bestelltext
Designation

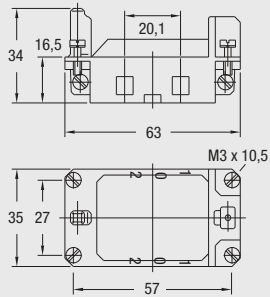
Bestell-Nr./Order No.
Oberteil
Top part

Unterteil
Bottom part

Halterahmen/*Fixing frame*

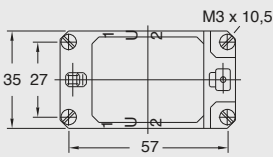


Für Modul MDL Seite 194–203
For module MDL page 194–203



MDL2-GR.0-4/B.1-2

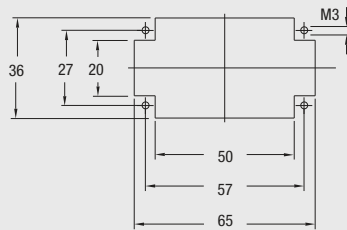
0-1108783-1




MDL2-GR.U-4/B.1-2

0-1108783-2

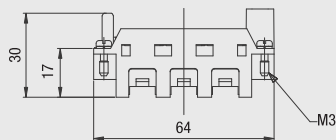
Montageausschnitt/*Panel cut-out*



Halterahmen/*Fixing frame*



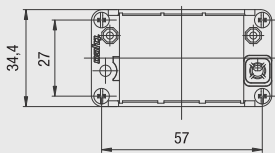
Für Modul HVS Seite 204–212
For module HVS page 204–212



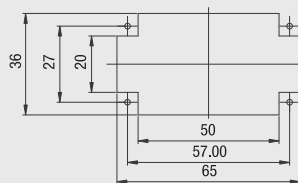
HVS-R.0 1-3
HVS-R.U 1-3

0-1103250-5

0-1103250-6



Montageausschnitt/*Panel cut-out*



HB.10, HB-K.10, HD.24, HD-K.24 Gehäuse/Housings


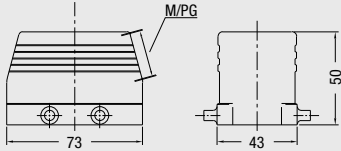

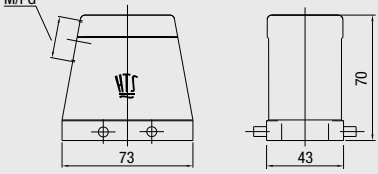

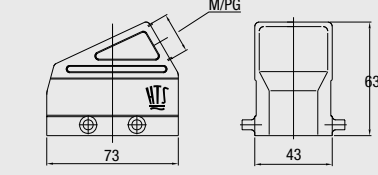

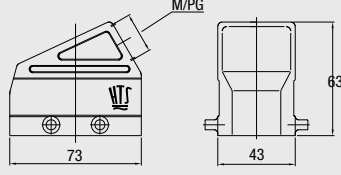

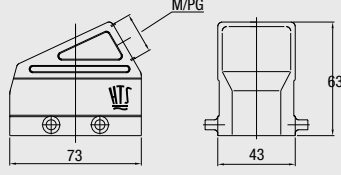

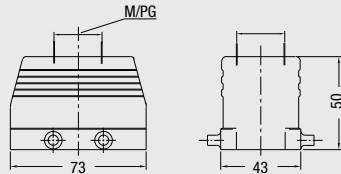

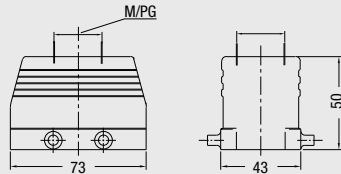

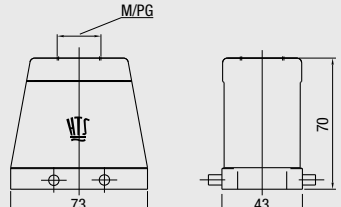
Baugröße/Size 4

Pulverbeschichtet, silbergrau
 K = korrosionsgeschützt, schwarz

Powder-coated, silver-grey
K = corrosion-resistant, black

Verschlussbügel am Unterteil/Locking clip at housing bottom

IP 65

| Bezeichnung Description | Metr. | PG | Bestelltext Designation | Bestell-Nr. Order No. |
|---|------------|----|----------------------------|--------------------------|
| Steckergehäuse: Kabeleingang seitlich, Standard Bauform Hood: Side entry, Standard construction   | M20 M25 | 16 | HB.10.STS.1.16.G | 1-1102261-6 |
| | | 21 | HB.10.STS.1.21.G | 1-1102264-6 |
| Steckergehäuse: Kabeleingang seitlich, Hohe Bauform Hood: Side entry, High construction   | M25 | 16 | HB-K.10.STS.1.16.G | 2-1102261-6 |
| | | 21 | HB-K.10.STS.1.21.G | 2-1102264-6 |
| Steckergehäuse: Kabeleingang seitlich, Keilform Hood: Side entry, Standard construction   | M32 | 21 | HD.24.STS.1.21.G | 1-1102496-6 |
| | | 29 | HD.24.STS.1.29.G | 1-1102499-6 |
| | | | HD.24.STS.1.M32.G | 0-1106434-4 |
| Steckergehäuse: Kabeleingang seitlich, Keilform Hood: Side entry, Standard construction   | M25 | 21 | HD-K.24.STS.1.21.G | 2-1102496-6 |
| | | 29 | HD-K.24.STS.1.29.G | 2-1102499-6 |
| Steckergehäuse: Kabeleingang oben, Standard Bauform Hood: Top entry, Standard construction   | M25 | 16 | HB.10.STO.1.16.G | 1-1102267-6 |
| | | 21 | HB.10.STO.1.21.G | 1-1102270-6 |
| | | | HB.10.STO.1.M25.G | 0-1106430-1 |
| Steckergehäuse: Kabeleingang oben, Standard Bauform Hood: Top entry, Standard construction   | M25 | 16 | HB-K.10.STO.1.16.G | 2-1102267-6 |
| | | 21 | HB-K.10.STO.1.21.G | 2-1102270-6 |
| Steckergehäuse: Kabeleingang oben, Hohe Bauform Hood: Top entry, High construction   | M32 | 21 | HD.24.STO.1.21.G | 1-1102502-6 |
| | | 29 | HD.24.STO.1.29.G | 1-1102505-6 |
| | | | HD.24.STO.1.M32.G | 0-1106434-1 |
| Steckergehäuse: Kabeleingang oben, Hohe Bauform Hood: Top entry, High construction   | M32 | 21 | HD-K.24.STO.1.21.G | 2-1102502-6 |
| | | 29 | HD-K.24.STO.1.29.G | 2-1102505-6 |
| | | | HD-K.24.STO.1.M32.G | 0-1106434-7 |

Passende Kabelverschraubungen ab Seite 188/Suitable Cable fittings from page 188

HB.10, HB-K.10, HD.24, HD-K.24, Gehäuse/Housings

Baugröße/Size 4

Pulverbeschichtet, silbergrau
 K = korrosionsgeschützt, schwarz

Powder-coated, silver-grey
K = corrosion-resistant, black

Verschlussbügel am Unterteil/Locking clip at housing bottom

IP 65

| Bezeichnung Description | Metr. | PG | Bestelltext Designation | Bestell-Nr. Order No. |
|---|---|---|--|--|
| <p>Anbaugehäuse: Kabeleingang unten, Standard Bauform <i>Surface mounted housing: Bottom entry, Standard construction</i></p> | | | <p>HB.10.AG-VS Mit Korrosionsschutz <i>With corrosion protection</i> HB-K.10.AG-VS</p> | <p>1-1102271-1 2-1102271-1</p> |
| <p>Sockelgehäuse: Kabeleingang seitlich, Standard Bauform <i>Surface mounted housing: Side entry, Standard construction</i></p> | <p>M25 2xM25</p> | <p>16 2x16</p> | <p>HB.10.SG-VS.1.16.Z HB.10.SG-VS.2.16.Z HB.10.SG-VS.1.M25.Z HB.10.SG-VS.2.M25.Z Mit Korrosionsschutz <i>With corrosion protection</i></p> | <p>1-1102274-1 1-1102276-1 0-1103059-1 0-1106429-4</p> |
| <p>Sockelgehäuse: Kabeleingang seitlich, Hohe Bauform <i>Surface mounted housing: Side entry, High construction</i></p> | <p>2xM32</p> | <p>21 29 2x21 2x29</p> | <p>HD.24.SG-VS.1.21.Z HD.24.SG-VS.1.29.Z HD.24.SG-VS.2.21.Z HD.24.SG-VS.2.29.Z HD.24.SG-VS.2.M32.Z Mit Korrosionsschutz <i>With corrosion protection</i></p> | <p>1-1102507-1 1-1102511-1 1-1102509-1 1-1102513-1 0-1106433-4</p> |
| | <p>2xM32</p> | <p>21 29 2x21</p> | <p>HD-K.24.SG-VS.1.21.Z HD-K.24.SG-VS.1.29.Z HD-K.24.SG-VS.2.21.Z HD-K.24.SG-VS.2.M32.Z</p> | <p>2-1102507-1 2-1102511-1 2-1102509-1 0-1106433-8</p> |

Passende Kabelverschraubungen ab Seite 188/Suitable Cable fittings from page 188

HB.10, HB-K.10, HD.24, HD-K.24, Gehäuse/Housings


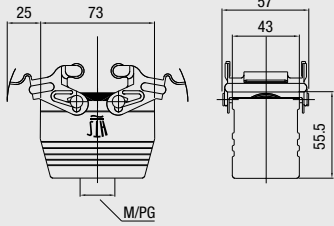

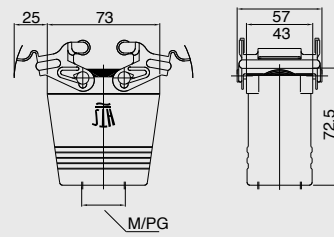

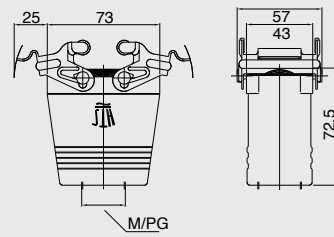

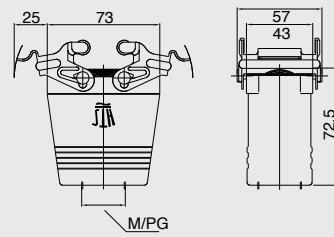
Baugröße/Size 4

Pulverbeschichtet, silbergrau
 K = korrosionsgeschützt, schwarz

Powder-coated, silver-grey
K = corrosion-resistant, black

Verschlussbügel am Unterteil/Locking clip at housing bottom

IP 65

| Bezeichnung Description | Metr. | PG | Bestelltext Designation | Bestell-Nr. Order No. |
|---|-------|----------|--|---|
| <p>Kupplungsgehäuse: Kabeleingang unten, Standard Bauform <i>Cable-to-cable hood: Bottom entry, Standard construction</i></p>   | M25 | 16 21 | HB.10.KDO-VS.1.16.G HB.10.KDO-VS.1.21.G HB.10.KDO-VS.1.M25.G Mit Korrosionsschutz <i>With corrosion protection</i> | 1-1102279-1 1-1102282-1 0-1106428-2 |
| <p>Kupplungsgehäuse: Kabeleingang unten, Hohe Bauform <i>Cable-to-cable hood: Bottom entry, High construction</i></p>   | M25 | 16 | HB-K.10.KDO-VS.1.16.G HB-K.10.KDO-VS.1.M25.G | 2-1102279-1 0-1106428-4 |
| <p>Kupplungsgehäuse: Kabeleingang unten, Hohe Bauform <i>Cable-to-cable hood: Bottom entry, High construction</i></p>   | M32 | | HD.24.KDO-VS.1.M32.G Mit Korrosionsschutz <i>With corrosion protection</i> | 0-1106432-2 |
| <p>Kupplungsgehäuse: Kabeleingang unten, Hohe Bauform <i>Cable-to-cable hood: Bottom entry, High construction</i></p>   | M32 | | HD-K.24.KDO-VS.1.M32.G | 0-1106432-4 |

Passende Kabelverschraubungen ab Seite 188/Suitable Cable fittings from page 188

HB.10, HB-K.10, HD.24, HD-K.24, Gehäuse/Housings


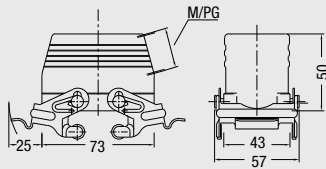

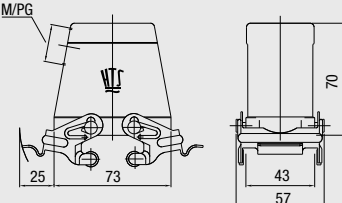

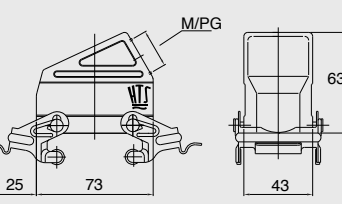

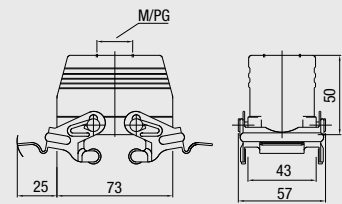

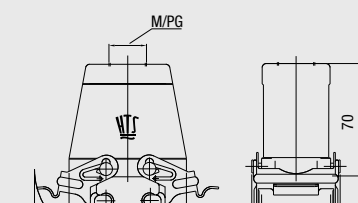
Baugröße/Size 4

Pulverbeschichtet, silbergrau
 K = korrosionsgeschützt, schwarz

Powder-coated, silver-grey
K = corrosion-resistant, black

Verschlussbügel am Oberteil/Locking clip at hood

IP 65

| Bezeichnung Description | Metr. | PG | Bestelltext Designation | Bestell-Nr. Order No. |
|---|-------|----------|--|--|
| <p>Steckergehäuse: Kabeleingang seitlich, Standard Bauform <i>Hood:</i> Side entry, Standard construction</p>  | M25 | 16 | HB.10.STS-VS.1.16.G HB.10.STS-VS.1.M25.G Mit Korrosionsschutz <i>With corrosion protection</i> | 1-1102261-1 0-1106430-6 |
| <p>Steckergehäuse: Kabeleingang seitlich, Hohe Bauform <i>Hood:</i> Side entry, High construction</p>  | M25 | 16 | HB-K.10.STS-VS.1.16.G HB-K.10.STS-VS.1.M25.G | 2-1102261-1 1-1106430-2 |
| <p>Steckergehäuse: Kabeleingang seitlich, Keilform <i>Hood:</i> Side entry, Standard construction</p>  | M32 | 21 29 | HD.24.STS-VS.1.21.G HD.24.STS-VS.1.29.G HD.24.STS-VS.1.M25.G HD.24.STS-VS.1.M32.G Mit Korrosionsschutz <i>With corrosion protection</i> | 1-1102496-1 1-1102499-1 1-1106434-5 0-1106434-3 |
| <p>Steckergehäuse: Kabeleingang seitlich, Keilform <i>Hood:</i> Side entry, Standard construction</p>  | M25 | 21 29 | HD-K.24.STS-VS.1.21.G HD-K.24.STS-VS.1.29.G HD-K.24.STS-VS.1.M32.G | 2-1102496-1 2-1102499-1 0-1106434-6 |
| <p>Steckergehäuse: Kabeleingang oben, Standard Bauform <i>Hood:</i> Top entry, Standard construction</p>  | M25 | 16 | HB-KF.10.STS-VS.1.16.G HB-KF.10.STS-VS.1.M25.G Mit Korrosionsschutz <i>With corrosion protection</i> | 1-1102211-1 0-1106431-3 |
| <p>Steckergehäuse: Kabeleingang oben, Standard Bauform <i>Hood:</i> Top entry, Standard construction</p>  | M25 | 16 | HB-KF/K.10.STS-VS.1.16.G HB-KF/K.10.STS-VS.1.M25.G | 2-1102211-1 0-1106431-7 |
| <p>Steckergehäuse: Kabeleingang oben, Standard Bauform <i>Hood:</i> Top entry, Standard construction</p>  | M25 | 16 | HB.10.STO-VS.1.16.G HB.10.STO-VS.1.M25.G Mit Korrosionsschutz <i>With corrosion protection</i> | 1-1102267-1 0-1106430-3 |
| <p>Steckergehäuse: Kabeleingang oben, Standard Bauform <i>Hood:</i> Top entry, Standard construction</p>  | M25 | 16 | HB-K.10.STO-VS.1.16.G HB-K.10.STO-VS.1.M25.G | 2-1102267-1 0-1106430-9 |
| <p>Steckergehäuse: Kabeleingang oben, Hohe Bauform <i>Hood:</i> Top entry, High construction</p>  | M32 | 29 | HD.24.STO-VS.1.29.G HD.24.STO-VS.1.M32.G Mit Korrosionsschutz <i>With corrosion protection</i> | 1-1102505-1 0-1106434-3 |
| <p>Steckergehäuse: Kabeleingang oben, Hohe Bauform <i>Hood:</i> Top entry, High construction</p>  | M32 | 21 29 | HD-K.24.STO-VS.1.21.G HD-K.24.STO-VS.1.29.G HD-K.24.STO-VS.1.M32.G | 2-1102502-1 2-1102505-1 0-1106434-9 |

Passende Kabelverschraubungen ab Seite 188/Suitable Cable fittings from page 188

HB.10, HB-K.10, HD.24, HD-K.24, Gehäuse/Housings

Baugröße/Size 4

Pulverbeschichtet, silbergrau
 K = korrosionsgeschützt, schwarz

Powder-coated, silver-grey
K = corrosion-resistant, black

Verschlussbügel am Oberteil/Locking clip at hood

IP 65

| Bezeichnung Description | Metr. | PG | Bestelltext Designation | Bestell-Nr. Order No. |
|---|--------------------|------------------|--|--|
| <p>Anbaugehäuse: Kabeleingang unten, Standard Bauform <i>Surface mounted housing: Bottom entry, Standard construction</i></p> | | | HB.10.AGD Mit Korrosionsschutz <i>With corrosion protection</i> HB-K.10.AGD | 1-1102283-6 2-1102283-6 |
| <p>Sockelgehäuse: Kabeleingang seitlich, Standard Bauform <i>Surface mounted housing: Side entry, Standard construction</i></p> | M25 2xM25 | 16 2x16 | HB.10.SGD.1.16.Z HB.10.SGD.2.16.Z HB.10.SGD.1.M25.Z HB.10.SGD.2.M25.Z Mit Korrosionsschutz <i>With corrosion protection</i> | 1-1102286-6 1-1102288-6 0-1103059-2 0-1106429-1 |
| <p>Sockelgehäuse: Kabeleingang seitlich, Hohe Bauform <i>Surface mounted housing: Side entry, High construction</i></p> | 2xM32 2xM32 | 2x21 2x29 | HD.24.SGD.2.21.Z HD.24.SGD.2.M32.Z Mit Korrosionsschutz <i>With corrosion protection</i> HD-K.24.SGD.2.29.Z HD-K.24.SGD.2.M32.Z | 1-1102523-6 0-1106433-1 2-1102527-6 0-1106433-5 |

Passende Kabelverschraubungen ab Seite 188/Suitable Cable fittings from page 188

HB.10, HB-K.10, HD.24, HD-K.24, Gehäuse/Housings


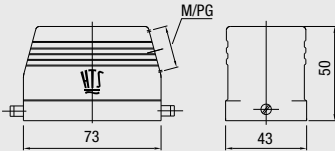

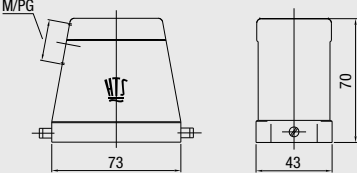

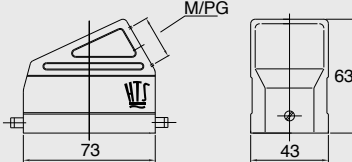

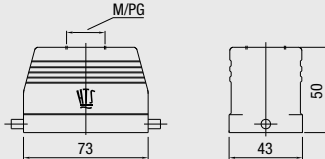

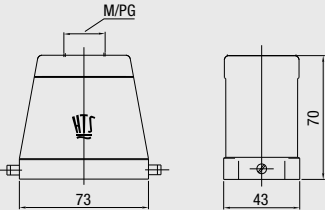
Baugröße/Size 4

Pulverbeschichtet, silbergrau
 K = korrosionsgeschützt, schwarz

Powder-coated, silver-grey
K = corrosion-resistant, black

Längsbügel am Unterteil/Side clip at housing bottom

IP 65

| Bezeichnung Description | Metr. | PG | Bestelltext Designation | Bestell-Nr. Order No. |
|---|-------|----------|---|---|
| Steckergehäuse: Kabeleingang seitlich, Standard Bauform <i>Hood:</i> Side entry, Standard construction   | M25 | 16 | HB.10.STS-GR.1.16.G HB.10.STS-GR.1.M25.G | 1-1102261-7 0-1106430-5 |
| | M25 | 16 | Mit Korrosionsschutz <i>With corrosion protection</i> HB-K.10.STS-GR.1.16.G HB-K.10.STS-GR.1.M25.G | 2-1102261-7 1-1106430-1 |
| Steckergehäuse: Kabeleingang seitlich, Hohe Bauform <i>Hood:</i> Side entry, High construction   | M32 | 29 21 | HD.24.STS-GR.1.29.G HD.24.STS-GR.1.21.G HD.24.STS-GR.1.M32.G | 1-1102499-7 1-1102496-7 0-1106434-5 |
| | M32 | 21 | Mit Korrosionsschutz <i>With corrosion protection</i> HD-K.24.STS-GR.1.21.G HD-K.24.STS-GR.1.M32.G | 2-1102496-7 1-1106434-1 |
| Steckergehäuse: Kabeleingang seitlich, Keilform <i>Hood:</i> Side entry, Standard construction   | M25 | 16 | HB-KF.10.STS-GR.1.16.G HB-KF.10.STS-GR.1.M25.G | 1-1102211-7 0-1106431-2 |
| | M25 | 16 | Mit Korrosionsschutz <i>With corrosion protection</i> HB-KF/K.10.STS-GR.1.16.G HB-KF/K.10.STS-GR.1.M25.G | 2-1102211-7 0-1106431-7 |
| Steckergehäuse: Kabeleingang oben, Standard Bauform <i>Hood:</i> Top entry, Standard construction   | M25 | 16 | HB.10.STO-GR.1.16.G HB.10.STO-GR.1.M25.G | 1-1102267-7 0-1106430-2 |
| | M25 | 16 | Mit Korrosionsschutz <i>With corrosion protection</i> HB-K.10.STO-GR.1.16.G HB-K.10.STO-GR.1.M25.G | 2-1102267-7 0-1106430-8 |
| Steckergehäuse: Kabeleingang oben, Hohe Bauform <i>Hood:</i> Top entry, High construction   | M32 | 21 29 | HD.24.STO-GR.1.21.G HD.24.STO-GR.1.29.G HD.24.STO-GR.1.M32.G | 1-1102502-7 1-1102505-7 0-1106434-2 |
| | M32 | 29 | Mit Korrosionsschutz <i>With corrosion protection</i> HD-K.24.STO-GR.1.29.G HD-K.24.STO-GR.1.M32.G | 2-1102505-7 0-1106434-8 |

Passende Kabelverschraubungen ab Seite 188/Suitable Cable fittings from page 188

HB.10, HB-K.10, HD.24, HD-K.24, Gehäuse/Housings


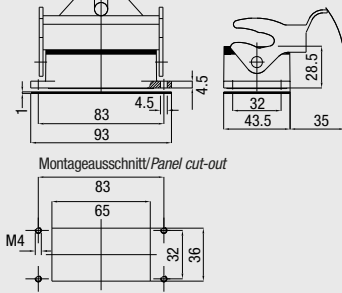

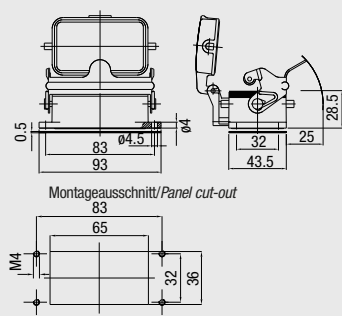

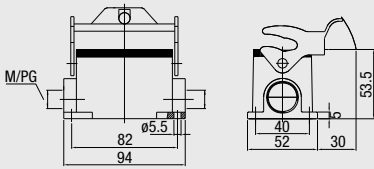

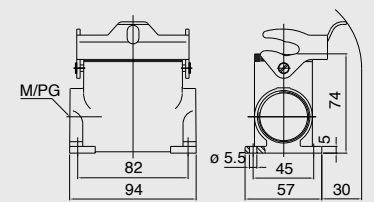
Baugröße/Size 4

Pulverbeschichtet, silbergrau
 K = korrosionsgeschützt, schwarz

Powder-coated, silver-grey
K = corrosion-resistant, black

Längsbügel am Unterteil/Side clip at housing bottom

IP 65

| Bezeichnung Description | Metr. | PG | Bestelltext Designation | Bestell-Nr. Order No. |
|---|-------|--------------------------|--|--|
| <p>Anbaugehäuse: Kabeleingang unten, Standard Bauform <i>Surface mounted housing: Bottom entry, Standard construction</i></p>   | | | HB.10.AG-LB Mit Korrosionsschutz <i>With corrosion protection</i> HB-K.10.AG-LB | 1-1102271-2 2-1102271-2 |
| <p>Anbaugehäuse: Kabeleingang unten, Standard Bauform <i>Surface mounted housing: Bottom entry, Standard construction</i></p>   | | | HB.10.AGD-LB Mit Korrosionsschutz <i>With corrosion protection</i> HB-K.10.AGD-LB | 1-1102283-2 2-1102283-2 |
| <p>Sockelgehäuse: Kabeleingang seitlich, Standard Bauform <i>Surface mounted housing: Side entry, Standard construction</i></p>   | 2xM25 | 16 2x16 | HB.10.SG-LB.1.16.Z HB.10.SG-LB.2.16.Z HB.10.SG-LB.2.M25.Z Mit Korrosionsschutz <i>With corrosion protection</i> HB-K.10.SG-LB.1.16.Z HB-K.10.SG-LB.2.M25.Z | 1-1102274-2 1-1102276-2 0-1106429-3 2-1102274-2 0-1106429-7 |
| <p>Sockelgehäuse: Kabeleingang seitlich, Hohe Bauform <i>Surface mounted housing: Side entry, High construction</i></p>   | 2xM32 | 21 2x21 29 2x29 | HD.24.SG-LB.1.21.Z HD.24.SG-LB.2.21.Z HD.24.SG-LB.1.29.Z HD.24.SG-LB.2.29.Z HD.24.SG-LB.2.M32.Z Mit Korrosionsschutz <i>With corrosion protection</i> HD-K.24.SG-LB.2.M32.Z | 1-1102507-2 1-1102509-2 1-1102511-2 1-1102513-2 0-1106433-3 0-1106433-7 |

Passende Kabelverschraubungen ab Seite 188/Suitable Cable fittings from page 188

HB.10, HB-K.10, HD.24, HD-K.24, Gehäuse/Housings


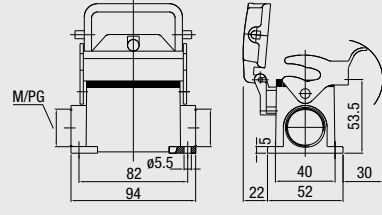

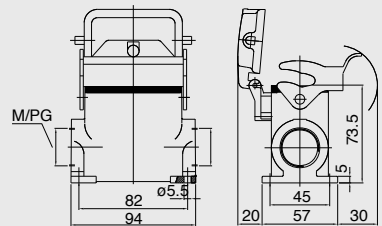

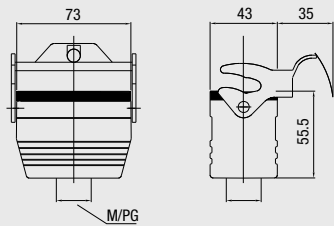

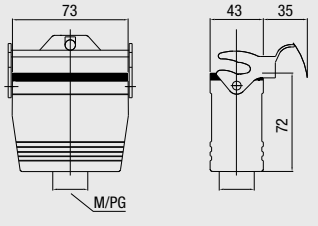

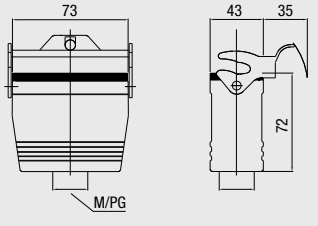

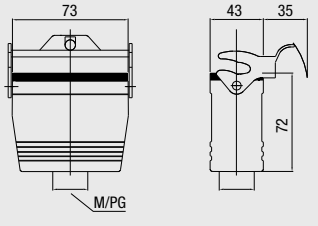

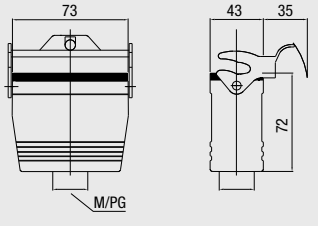
Baugröße/Size 4

Pulverbeschichtet, silbergrau
 K = korrosionsgeschützt, schwarz

Powder-coated, silver-grey
K = corrosion-resistant, black

Längsbügel am Unterteil/Side clip at housing bottom

IP 65

| Bezeichnung Description | Metr. | PG | Bestelltext Designation | Bestell-Nr. Order No. |
|--|--------------|--------------------|---|--|
| Sockelgehäuse: Kabeleingang seitlich, Standard Bauform <i>Surface mounted housing: Side entry, Standard construction</i>   | M25 2xM25 | 16 2x16 | HB.10.SGD-LB.1.16.Z HB.10.SGD-LB.2.16.Z HB.10.SGD-LB.1.M25.Z HB.10.SGD-LB.2.M25.Z Mit Korrosionsschutz <i>With corrosion protection</i> | 1-1102286-2 1-1102288-2 0-1103059-3 0-1106429-2 |
| Sockelgehäuse: Kabeleingang seitlich, Hohe Bauform <i>Surface mounted housing: Side entry, High construction</i>   | 2xM32 | 16 2x16 | HB-K.10.SGD-LB.1.16.Z HB-K.10.SGD-LB.2.16.Z HB-K.10.SGD-LB.2.M25.Z Mit Korrosionsschutz <i>With corrosion protection</i> | 2-1102286-2 2-1102288-2 0-1106429-6 |
| Sockelgehäuse: Kabeleingang seitlich, Hohe Bauform <i>Surface mounted housing: Side entry, High construction</i>   | 2xM32 | 2x21 29 2x29 | HD.24.SGD-LB.2.21.Z HD.24.SGD-LB.1.29.Z HD.24.SGD-LB.2.29.Z HD.24.SGD-LB.2.M32.Z Mit Korrosionsschutz <i>With corrosion protection</i> | 1-1102523-2 1-1102525-2 1-1102527-2 0-1106433-2 |
| Kupplungsgehäuse: Kabeleingang unten, Standard Bauform <i>Cable-to-cable hood: Bottom entry, Standard construction</i>   | M25 | 21 2x29 | HD-K.24.SGD-LB.1.21.Z HD-K.24.SGD-LB.1.29.Z HD-K.24.SGD-LB.2.29.Z HD-K.24.SGD-LB.2.M32.Z Mit Korrosionsschutz <i>With corrosion protection</i> | 2-1102521-2 2-1102525-2 2-1102527-2 0-1106433-6 |
| Kupplungsgehäuse: Kabeleingang unten, Hohe Bauform <i>Cable-to-cable hood: Bottom entry, High construction</i>   | M32 | 16 21 | HB.10.KDO-LB.1.16.G HB.10.KDO-LB.1.21.G HB.10.KDO-LB.1.M25.G | 1-1102279-2 1-1102282-2 0-1106428-1 |
| Kupplungsgehäuse: Kabeleingang unten, Hohe Bauform <i>Cable-to-cable hood: Bottom entry, High construction</i>   | M32 | 29 | HD.24.KDO-LB.1.29.G HD.24.KDO-LB.1.M32.G Mit Korrosionsschutz <i>With corrosion protection</i> | 1-1102519-2 0-1106432-1 |
| Kupplungsgehäuse: Kabeleingang unten, Hohe Bauform <i>Cable-to-cable hood: Bottom entry, High construction</i>   | M32 | 29 | HD-K.24.KDO-LB.1.29.G HD-K.24.KDO-LB.1.M32.G Mit Korrosionsschutz <i>With corrosion protection</i> | 2-1102519-2 0-1106432-3 |

Passende Kabelverschraubungen ab Seite 188/Suitable Cable fittings from page 188

HM.10 Gehäuse/Housings

Baugröße/Size 4

Pulverbeschichtet, silbergrau
 K = korrosionsgeschützt, schwarz

*Powder-coated, silver-grey
 K = corrosion-resistant, black*

HM-10 Motoranschlußgehäuse/Motor connector

IP 65

| Bezeichnung Description | A | B | Bestelltext Designation | Bestell-Nr. Order No. |
|--|-------|-------|----------------------------|--------------------------|
| HM-10 Motoranschlußgehäuse, Längsbügel am Gehäuse HM-10 Motor Connector, Side clip at housing | | | | |
| | 68,00 | 82,00 | HM.10-82/82 | 8-1108772-2 |
| | 73,00 | 85,00 | HM.10-85/85 | 8-1108772-5 |
| | 78,00 | 90,00 | HM.10-90/90 | 8-1108772-0 |
| | 80,00 | 94,00 | HM.10-94/94 | 8-1108772-4 |
| | - | 98,00 | HM.10-98/98 | 8-1108772-8 |

HB-Z.10, HB-K/Z.10, HD-Z.24, HD-K/Z.24 Gehäuse/Housings


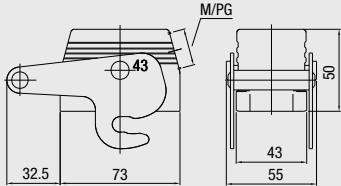

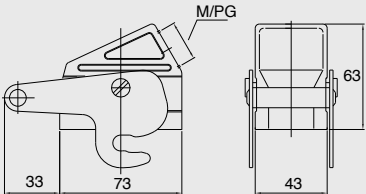

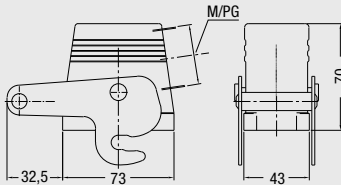

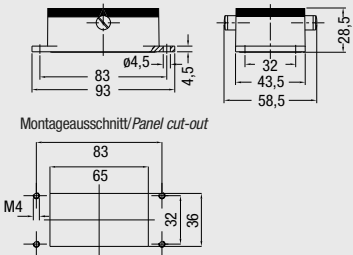
Baugröße/Size 4

Pulverbeschichtet, silbergrau
 K = korrosionsgeschützt, schwarz

Powder-coated, silver-grey
K = corrosion-resistant, black

Zentralbügel am Steckergehäuse/Central locking clip on hood

IP 65

| Bezeichnung Description | Metr. | PG | Bestelltext Designation | Bestell-Nr. Order No. |
|---|-------|----------|--|---|
| <p>Steckergehäuse: Kabeleingang seitlich, Standard Bauform <i>Hood:</i> Side entry, Standard construction</p>   | M25 | 16 | HB-Z.10.STS-ZB.1.16.G HB-Z.10.STS-ZB.1.M25.G Mit Korrosionsschutz <i>With corrosion protection</i> | 1-1102261-3 1-1106430-6 |
| <p>Steckergehäuse: Kabeleingang seitlich, Keilform <i>Hood:</i> Side entry, Standard construction</p>   | M25 | 16 | HB-KF.10.STS-ZB.1.16.G HB-KF.10.STS-ZB.1.M25.G Mit Korrosionsschutz <i>With corrosion protection</i> | 1-1102211-3 0-1106431-4 |
| <p>Steckergehäuse: Kabeleingang seitlich, Hohe Bauform <i>Hood:</i> Side entry, High construction</p>   | M32 | 21 29 | HD-Z.24.STS-ZB.1.21.G HD-Z.24.STS-ZB.1.29.G HD-Z.24.STS-ZB.1.M32.G Mit Korrosionsschutz <i>With corrosion protection</i> | 1-1102496-3 1-1102499-3 1-1106434-3 |
| <p>Anbaugeschäuse: Kabeleingang unten, Standard Bauform <i>Surface mounted housing:</i> Bottom entry, Standard construction</p>   | | | HB-Z.10.AG-ZVGR Mit Korrosionsschutz <i>With corrosion protection</i> HB-K/Z.10.AG-ZVGR | 1-1102271-8 2-1102271-8 |

Passende Kabelverschraubungen ab Seite 188/Suitable Cable fittings from page 188

HB-Z.10, HB-K/Z.10, HD-Z.24, HD-K/Z.24 Gehäuse/Housings


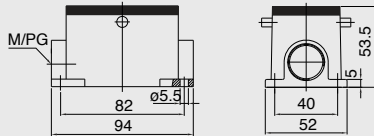

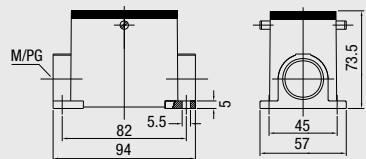

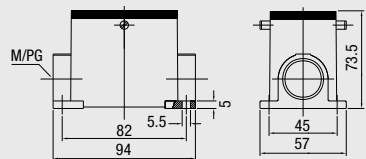

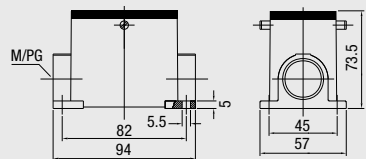
Baugröße/Size 4

Pulverbeschichtet, silbergrau
 K = korrosionsgeschützt, schwarz

Powder-coated, silver-grey
K = corrosion-resistant, black

Zentralbügel am Steckergehäuse/Central locking clip on hood

IP 65

| Bezeichnung Description | Metr. | PG | Bestelltext Designation | Bestell-Nr. Order No. | |
|---|------------|------------|---|---|---|
| <p>Sockelgehäuse: Kabeleingang seitlich, Standard Bauform <i>Surface mounted housing: Side entry, Standard construction</i></p>   | 2xM25 | 16 2x16 | HB-Z.10.SG-ZVGR.1.16.Z HB-Z.10.SG-ZVGR.2.16.Z HB-Z.10.SG-ZVGR.2.M25.Z Mit Korrosionsschutz <i>With corrosion protection</i> | 1-1102274-8 1-1102276-8 1-1106429-0 | |
| <p>Sockelgehäuse: Kabeleingang seitlich, Hohe Bauform <i>Surface mounted housing: Side entry, High construction</i></p>   | | 2xM32 | 16 2x16 | HB-K/Z.10.SG-ZVGR.1.16.Z HB-K/Z.10.SG-ZVGR.2.16.Z HB-K/Z.10.SG-ZVGR.2.M25.Z | 2-1102274-8 2-1102276-8 0-1106429-9 |
| <p>Sockelgehäuse: Kabeleingang seitlich, Hohe Bauform <i>Surface mounted housing: Side entry, High construction</i></p>   | | | 29 2x29 | HD-Z.24.SG-ZVGR.1.29.Z HD-Z.24.SG-ZVGR.2.29.Z HD-Z.24.SG-ZVGR.2.M32.Z Mit Korrosionsschutz <i>With corrosion protection</i> | 1-1102511-8 1-1102513-8 1-1106434-4 |
| <p>Sockelgehäuse: Kabeleingang seitlich, Hohe Bauform <i>Surface mounted housing: Side entry, High construction</i></p>   | 29 2x29 | | HD-K/Z.24.SG-ZVGR.1.29.Z HD-K/Z.24.SG-ZVGR.2.29.Z HD-K/Z.24.SG-ZVGR.2.M32.Z | 2-1102511-8 2-1102513-8 0-1106469-9 | |

Passende Kabelverschraubungen ab Seite 188/Suitable Cable fittings from page 188

HIP.10/24, HIP-K.10/24, EMV-K.10/24 Gehäuse/Housings

Baugröße/Size 4

HIP: Druckdicht, silbergrau, **HIP-K:** Korrosionsgeschützt, schwarz


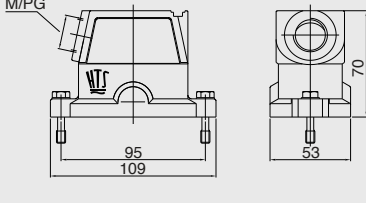

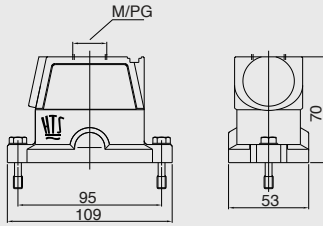

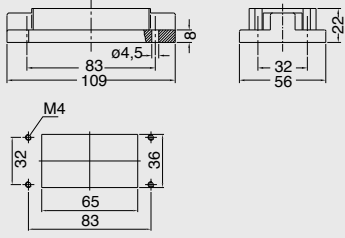
EMV-K: Schutz gegen elektromagnetische Beeinflussung, druckdicht, korrosionsgeschützt, schwarz

HIP: Pressure-tight, silver-grey, **HIP-K:** Housings corrosion-resistant, black

EMV-K: Protection against electro-magnetic interference, pressure-tight, housings corrosion-resistant, black

Druckdicht bis ≤ 5 bar/pressure-tight up to 5 bar

IP 68

| Bezeichnung Description | Metr. | PG | Bestelltext Designation | Bestell-Nr. Order No. | |
|--|--|------------|--|--|-------------|
| <p>Steckergehäuse: Kabeleingang seitlich <i>Hood: Side entry, Standard construction</i></p>   | M25 | 16 | HIP HIP.10/24.STS.1.16.G | 1-1102640-5 | |
| | | 21 | HIP.10/24.STS.1.21.G | 1-1102642-5 | |
| | | | HIP.10/24.STS.1.M25.G | 0-1106436-2 | |
| | M25 M32 | 21 | HIP-K HIP-K.10/24.STS.1.21.G | 2-1102642-5 | |
| | | | HIP-K.10/24.STS.1.M25.G | 0-1106436-4 | |
| | | | HIP-K.10/24.STS.1.M32.G | 0-1106436-6 | |
| | M25 M32 | 21 | EMV-K EMV-K.10/24.STS.1.21.G | 4-1102714-5 | |
| | | | EMV-K.10/24.STS.1.M25.G | 0-1106427-3 | |
| | <p>Steckergehäuse: Kabeleingang oben <i>Hood: Top entry</i></p>   | M25 | 16 | HIP HIP.10/24.STO.1.16.G | 1-1102644-5 |
| | | | 21 | HIP.10/24.STO.1.21.G | 1-1102646-5 |
| | | | | HIP.10/24.STO.1.M25.G | 0-1106436-1 |
| | | M25 M32 | 16 | HIP-K HIP-K.10/24.STO.1.16.G | 2-1102644-5 |
| | | | HIP-K.10/24.STO.1.M25.G | 0-1106436-3 | |
| M25 | | 21 | EMV-K EMV-K.10/24.STO.1.21.G | 4-1102715-5 | |
| | | | EMV-K.10/24.STO.1.M25.G | 0-1106427-4 | |
| | | | | | |
| <p>Anbaugehäuse: Kabeleingang unten <i>Surface mounted housing: Bottom entry</i></p>   <p>Montageausschnitt/Panel cut-out</p> | | | | HIP HIP.10/24.AG | 1-1102647-5 |
| | | | | HIP-K HIP-K.10/24.AG | 2-1102647-5 |
| | | | | EMV-K EMV-K.10/24.AG | 4-1102718-5 |
| | | | | | |
| | | | | | |
| | | | | | |

Passende Kabelverschraubungen ab Seite 188/Suitable Cable fittings from page 188

HIP.10/24, HIP-K.10/24, EMV-K.10/24 Gehäuse/Housings

Baugröße/Size 4

HIP: Druckdicht, silbergrau, **HIP-K:** Korrosionsgeschützt, schwarz

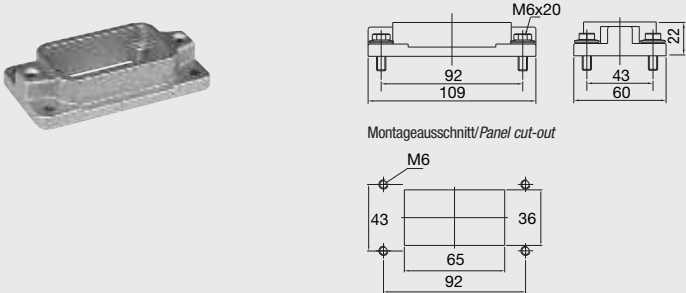
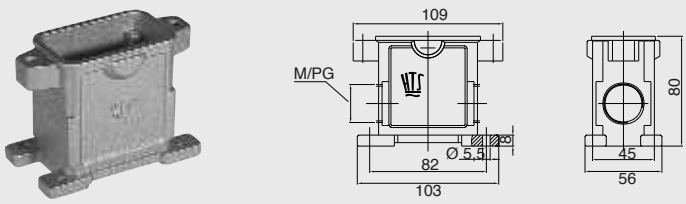
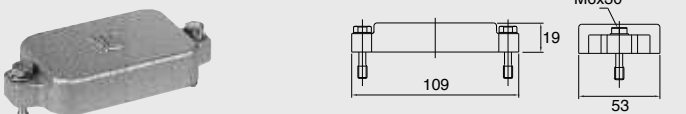

EMV-K: Schutz gegen elektromagnetische Beeinflussung, druckdicht, korrosionsgeschützt, schwarz

HIP: Pressure-tight, silver-grey, **HIP-K:** Housings corrosion-resistant, black

EMV-K: Protection against electro-magnetic interference, pressure-tight, housings corrosion-resistant, black

Druckdicht bis ≤ 5 bar/pressure-tight up to 5 bar

IP 68

| Bezeichnung Description | Metr. | PG | Bestelltext Designation | Bestell-Nr. Order No. |
|---|-------|------------|--|--|
| <p>Anbaugehäuse: Kabeleingang unten <i>Surface mounted housing: Bottom entry</i></p>  | | | <p>HIP HIP.10/24.AG.M6</p> <p>HIP-K HIP-K.10.AG.M6</p> <p>EMV-K EMV-K.10/24.AG.M6</p> | <p>1-1102612-5</p> <p>2-1102612-5</p> <p>4-1102720-5</p> |
| <p>Sockelgehäuse: Kabeleingang seitlich <i>Surface mounted housing: Side entry</i></p>  | 2xM32 | 21 2x21 | <p>HIP HIP.10/24.SG.1.21.G HIP.10/24.SG.2.21.G HIP.10/24.SG.2.M32.G</p> | <p>1-1102610-5</p> <p>1-1102611-5</p> <p>0-1106435-1</p> |
| <p>Schutzkappe für Gehäuse-Unterteile <i>Protective covers for hoods and housing</i></p>  | 2xM32 | 21 2x21 | <p>HIP-K HIP-K.10/24.SG.1.21.G HIP-K.10/24.SG.2.21.G</p> <p>EMV-K EMV-K.10/24.SG.1.21.G EMV-K.10/24.SG.2.21.G EMV-K.10/24.SG.2.M32.G</p> | <p>5-1102610-5</p> <p>2-1102611-5</p> <p>5-1102716-5</p> <p>4-1102717-5</p> <p>0-1106426-2</p> |
| <p>Schutzkappe für Gehäuse-Unterteile <i>Protective covers for hoods and housing</i></p>  | | | <p>HIP HIP/EMV.10/24.SKB</p> <p>HIP-K/EMV-K HIP-K/EMV-K.10/24.SKB</p> | <p>3-1106202-5</p> <p>4-1106202-5</p> |

Passende Kabelverschraubungen ab Seite 188/Suitable Cable fittings from page 188

HA.16 Kontakteinsätze/Contact inserts

Baugröße/Size 5







Schraubanschluss, Federzug-Anschluss,
Crimpschluss für gedrehte HE/HA Crimpkontakte

**Kontaktzahlen
No. of contacts**

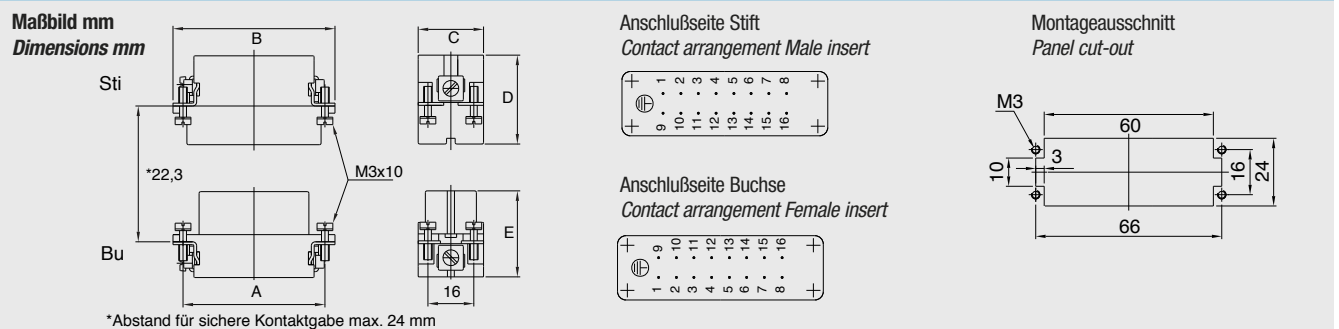
*Screw terminal, Spring Clamp terminal,
Crimp terminal for screw machined HE/HA crimp contacts*

16 +

250 V/16 A

| Bezeichnung Description | Bestelltext Designation | Bestell-Nr./Order No. | | | | | | | | | | | |
|---|----------------------------|-----------------------------|-------------------------------|----|---|----|----|----|----|----|--|--|--|
| | | Stifteinsatz Male insert | Buchseinsatz Female insert | | | | | | | | | | |
| <p>Stifteinsatz/Male insert</p> <p>Schraubanschluss/Screw terminal</p>  | HA.16.Sti.S.B 1-16 | 1-1103416-1 | | | | | | | | | | | |
| <p>Buchseinsatz/Female insert</p>  | HA.16.Bu.S.B 1-16 | | 1-1103417-1 | | | | | | | | | | |
| <p>Federzug-Anschluss/Spring Clamp terminal</p>  | HA.16.Sti.SC.B 1-16 | 7-1103416-1 | | | | | | | | | | | |
| <p>Buchseinsatz/Female insert</p>  | HA.16.Bu.SC.B 1-16 | | 7-1103417-1 | | | | | | | | | | |
| <p>Crimpschluss/Crimp terminal</p>  | HA.16.Sti.C.B 1-16 | 2-1103416-3 | | | | | | | | | | | |
| <p>Buchseinsatz/Female insert</p>  | HA.16.Bu.C.B 1-16 | | 2-1103417-3 | | | | | | | | | | |
| <p>Maße/Dimensions</p> <table border="1"> <tr> <td>A</td> <td>B</td> <td>C</td> <td>D</td> <td>E</td> </tr> <tr> <td>66</td> <td>73</td> <td>23</td> <td>31</td> <td>28</td> </tr> </table> | A | B | C | D | E | 66 | 73 | 23 | 31 | 28 | | | |
| A | B | C | D | E | | | | | | | | | |
| 66 | 73 | 23 | 31 | 28 | | | | | | | | | |

Passende Crimpkontakte siehe Seite 37, Passende Crimpwerkzeuge siehe Seite 37
Suitable Crimp contacts see page 37, Suitable Crimping tools see page 37



HN.D.25 Kontakteinsätze/Contact inserts

Baugröße/Size 5


Crimpschluss für gedrehte HN.D Crimpkontakte

**Kontaktzahlen
No. of contacts**

Crimp terminal for screw machined HN.D crimp contacts

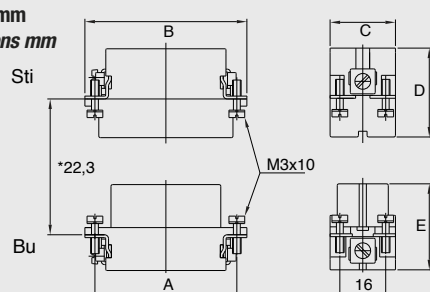
25 +

250 V/10 A

| Bezeichnung Description | Bestelltext Designation | Bestell-Nr./Order No. | | | | | | | | | | | | | |
|--|---|------------------------------------|------------------------------------|----|----|---|----|----|----|----|----|----|--|--|--|
| | | Stifteinsatz Male insert | Buchseinsatz Female insert | | | | | | | | | | | | |
| <p>Stifteinsatz/Male insert</p> <p>Buchseinsatz/Female insert</p> <p>Crimpschluss/Crimp terminal</p>  <p>*Zusätzliche Kennzeichnung „Z“ wie in Euromap 67 hinterlegt *Marked with „Z“ according Euromap 67</p> | <p>HN.D.25.Sti.C HN.D.25.Sti.C.B.1-25/Z</p> <p>HN.D.25.Bu.C HN.D.25.Bu.C.B.1-25/Z</p> | <p>2-1103108-3 0-1103108-1</p> | <p>2-1103109-3 0-1103109-1</p> | | | | | | | | | | | | |
| <table border="1"> <tr> <th>Maße/Dimensions</th> <th>A</th> <th>B</th> <th>C</th> <th>D</th> <th>E</th> </tr> <tr> <td>mm</td> <td>66</td> <td>73</td> <td>23</td> <td>35</td> <td>35</td> </tr> </table> | Maße/Dimensions | A | B | C | D | E | mm | 66 | 73 | 23 | 35 | 35 | | | |
| Maße/Dimensions | A | B | C | D | E | | | | | | | | | | |
| mm | 66 | 73 | 23 | 35 | 35 | | | | | | | | | | |


Passende Crimpkontakte siehe Seite 34, Passende Crimpwerkzeuge siehe Seite 34
Suitable Crimp contacts see page 34, Suitable Crimping tools see page 34

**Maßbild mm
Dimensions mm**

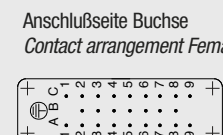


*Abstand für sichere Kontaktgabe max. 24 mm


**Anschlußseite Stift
Contact arrangement Male insert**



**Anschlußseite Buchse
Contact arrangement Female insert**



**Montageausschnitt
Panel cut-out**



HD.25 Kontakteinsätze/Contact inserts

Baugröße/Size 5



Crimpanschluss für gestanzte HD.M Crimpkontakte

**Kontaktzahlen
No. of contacts**

Crimp terminal for stamped HD.M crimp contacts

25 +

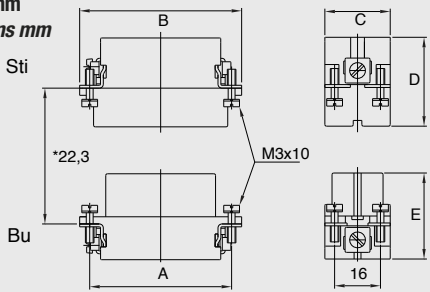
250 V/10 A

| Bezeichnung Description | Bestelltext Designation | Bestell-Nr./Order No. | |
|---|----------------------------|-----------------------------|-------------------------------|
| | | Stifteinsatz Male insert | Buchseinsatz Female insert |
| <p>Stifteinsatz/Male insert</p> <p>Crimpanschluss/Crimp terminal</p>  | HD.25.Sti.C | 2-1103010-3 | |
| <p>Buchseinsatz/Female insert</p>  | HD.25.Bu.C | | 2-1103011-3 |

| Maße/Dimensions | A | B | C | D | E |
|-----------------|----|----|----|----|----|
| mm | 66 | 73 | 23 | 35 | 35 |


Passende Crimpkontakte siehe Seite 35, Passende Crimpwerkzeuge siehe Seite 35
 Suitable Crimp contacts see page 35, Suitable Crimping tools see page 35

Maßbild mm
Dimensions mm




*Abstand für sichere Kontaktgabe max. 24 mm

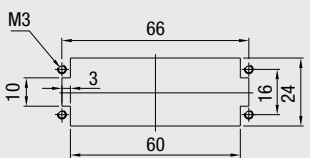
Anschlußseite Stift
Contact arrangement Male insert



Anschlußseite Buchse
Contact arrangement Female insert



Montageausschnitt
Panel cut-out



HA.16/HD.25 Gehäuse/Housings


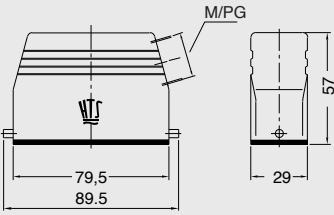

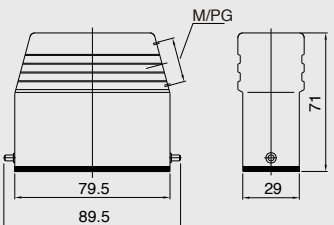

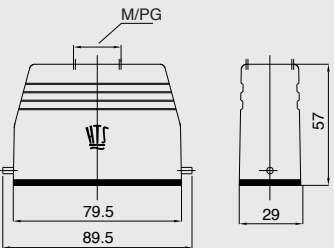

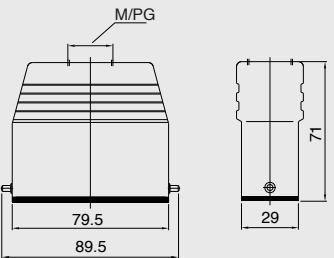
Baugröße/Size 5

Pulverbeschichtet, silbergrau

Powder-coated, silver-grey

Längsbügel am Unterteil/Side clip at housing bottom

IP 65

| Bezeichnung Description | Metr. | PG | Bestelltext Designation | Bestell-Nr. Order No. |
|---|-------|----------|---|---|
| <p>Steckergehäuse: Kabeleingang seitlich <i>Hood:</i> Side entry</p>   | M20 | 16 | HA.16.STS.1.16.G HA.16.STS.1.M20.G | 1-1102136-7 0-1106439-2 |
| <p>Steckergehäuse: Kabeleingang seitlich <i>Hood:</i> Side entry</p>   | M25 | 16 21 | HD.25.STS.1.16.G HD.25.STS.1.21.G HD.25.STS.1.M25.G | 1-1102530-7 1-1102533-7 0-1106442-2 |
| <p>Steckergehäuse: Kabeleingang oben, <i>Hood:</i> Top entry</p>   | M20 | 16 | HA.16.STO.1.16.G HA.16.STO.1.M20.G | 1-1102139-7 0-1106439-1 |
| <p>Steckergehäuse: Kabeleingang oben, <i>Hood:</i> Top entry</p>   | M25 | 16 21 | HD.25.STO.1.16.G HD.25.STO.1.21.G HD.25.STO.1.M25.G | 1-1102536-7 1-1102539-7 0-1106442-1 |

Passende Kabelverschraubungen ab Seite 188/Suitable Cable fittings from page 188

Verbindlich für Toleranzen der Abmessungen und technische Werte sind ausschließlich die neuesten TE Connectivity Kundenzeichnungen bzw. Produkt-Spezifikationen, die Sie auf Anfrage erhalten.
All specifications subject to change. Consult TE Connectivity for latest design specifications.

HA.16/HD.25 Gehäuse/Housings

Baugröße/Size 5

Pulverbeschichtet, silbergrau

Powder-coated, silver-grey

Längsbügel am Unterteil/Side clip at housing bottom

IP 65

| Bezeichnung Description | Metr. | PG | Bestelltext Designation | Bestell-Nr. Order No. |
|--|--------------|--------------------------|---|---|
| <p>Anbaugehäuse: Kabeleingang unten <i>Surface mounted housing: Bottom entry</i></p> <p>Montageausschnitt/Panel cut-out</p> | | | HA.16.AG-LB | 1-1102140-2 |
| <p>Anbaugehäuse: Kabeleingang unten <i>Surface mounted housing: Bottom entry</i></p> | | | HA.16.AGD-LB | 1-1102141-2 |
| <p>Sockelgehäuse: Kabeleingang seitlich <i>Surface mounted housing: Side entry</i></p> | M20 2xM20 | 16 2x16 | HA.16.SG-LB.1.16 Z HA.16.SG-LB.2.16 Z HA.16.SG-LB.1.M20.Z HA.16.SG-LB.2.M20.Z | 1-1102143-2 1-1102145-2 0-1106438-2 0-1103058-1 |
| <p>Sockelgehäuse: Kabeleingang seitlich, Hohe Bauform <i>Surface mounted housing: Side entry, High construction</i></p> | 2xM25 | 16 2x16 21 2x21 | HD.25.SG-LB.1.16 Z HD.25.SG-LB.2.16 Z HD.25.SG-LB.1.21 Z HD.25.SG-LB.2.21 Z HD.25.SG-LB.2.M25.Z | 1-1102541-2 1-1102543-2 1-1102545-2 1-1102547-2 0-1106441-2 |

Passende Kabelverschraubungen ab Seite 188/Suitable Cable fittings from page 188

HA.16/HD.25 Gehäuse/Housings

Baugröße/Size 5

Pulverbeschichtet, silbergrau

Powder-coated, silver-grey

Längsbügel am Unterteil/Side clip at housing bottom

IP 65

| Bezeichnung Description | Metr. | PG | Bestelltext Designation | Bestell-Nr. Order No. |
|--|--------------|--------------------------|--|---|
| <p>Sockelgehäuse: Kabeleingang seitlich, Standard Bauform <i>Surface mounted housing: Side entry, Standard construction</i></p> | M20 2xM20 | 16 2x16 | HA.16.SGD-LB.1.16 Z HA.16.SGD-LB.2.16 Z HA.16.SGD-LB.1.M20.Z HA.16.SGD-LB.2.M20.Z | 1-1102147-2 1-1102149-2 0-1106438-1 0-1103058-2 |
| <p>Sockelgehäuse: Kabeleingang seitlich, Hohe Bauform <i>Surface mounted housing: Side entry, High construction</i></p> | 2xM25 | 16 2x16 21 2x21 | HD.25.SGD-LB.1.16 Z HD.25.SGD-LB.2.16 Z HD.25.SGD-LB.1.21 Z HD.25.SGD-LB.2.21.Z HD.25.SGD-LB.2.M25.Z | 1-1102549-2 1-1102551-2 1-1102553-2 1-1102555-2 0-1106441-1 |
| <p>Kupplungsgehäuse: Kabeleingang unten, Standard Bauform <i>Cable-to-cable hood: Bottom entry, Standard construction</i></p> | M20 | 16 | HA.16.KDO-LB.1.16 G HA.16.KDO-LB.1.M20.G | 1-1102152-2 0-1106437-1 |
| <p>Kupplungsgehäuse: Kabeleingang unten, Hohe Bauform <i>Cable-to-cable hood: Bottom entry, High construction</i></p> | M25 | 21 | HD.25.KDO-LB.1.21 G HD.25.KDO-LB.1.M25.G | 1-1102561-2 0-1106440-1 |

Passende Kabelverschraubungen ab Seite 188/Suitable Cable fittings from page 188

HE.16 Kontakteinsätze/Contact inserts

Baugröße/Size 6

Schraubanschluss, Federzug-Anschluss,
Crimpanschluss für gedrehte HE/HA Crimpkontakte

**Kontaktzahlen
No. of contacts**

*Screw terminal, Spring Clamp terminal,
Crimp terminal for screw machined HE/HA crimp contacts*

16 +

400 V/16 A

| Bezeichnung Description | Bestelltext Designation | Bestell-Nr./Order No. | |
|--|----------------------------|-----------------------------|-------------------------------|
| | | Stifteinsatz Male insert | Buchseinsatz Female insert |
| <p>Stifteinsatz/Male insert</p> <p>Schraubanschluss/Screw terminal</p> | HE.16.Sti.S.B 1-16 | 1-1103638-1 | |
| <p>Buchseinsatz/Female insert</p> | HE.16.Bu.S.B 1-16 | | 1-1103639-1 |
| <p>Federzug-Anschluss/Spring Clamp terminal</p> | HE.16.Sti.SC.B 1-16 | 7-1103638-1 | |
| <p>Buchseinsatz/Female insert</p> | HE.16.Bu.SC.B 1-16 | | 7-1103639-1 |
| <p>Crimpanschluss/Crimp terminal</p> | HE.16.Sti.C.B 1-16 | 2-1103638-3 | |
| <p>Buchseinsatz/Female insert</p> | HE.16.Bu.C.B 1-16 | | 2-1103639-3 |

| Maße/Dimensions | A | B | C | D | E |
|-----------------|------|------|----|----|----|
| mm | 77,5 | 83,5 | 33 | 34 | 35 |

Passende Crimpkontakte siehe Seite 37, Passende Crimpwerkzeuge siehe Seite 37
 Suitable Crimp contacts see page 37, Suitable Crimping tools see page 37

**Maßbild mm
Dimensions mm**

*Abstand für sichere Kontaktgabe max. 21 mm

**Anschlußseite Stift
Contact arrangement Male insert**

**Anschlußseite Buchse
Contact arrangement Female insert**

**Montageausschnitt
Panel cut-out**

HEE.32 Kontakteinsätze/Contact inserts

Baugröße/Size 6



Crimpanschluss für gedrehte HE Crimpkontakte

**Kontaktzahlen
No. of contacts**

Crimp terminal for screw machined HE crimp contacts

32 +

500 V/16 A

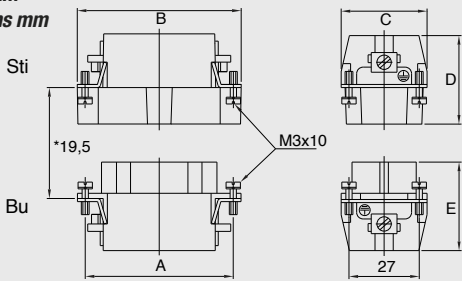
| Bezeichnung Description | Bestelltext Designation | Bestell-Nr./Order No. | |
|--|--|------------------------------------|------------------------------------|
| | | Stifteinsatz Male insert | Buchseinsatz Female insert |
| <p>Stifteinsatz/Male insert</p> <p>Crimpanschluss/Crimp terminal</p>  | <p>HEE.32.Sti.C HEE.32.Sti.C.FS*</p> | <p>0-1102895-1 0-1102895-3</p> | |
| <p>Buchseinsatz/Female insert</p>  | <p>HEE.32.Bu.C HEE.32.Bu.C.FS*</p> | | <p>0-1102896-1 0-1102896-3</p> |

*Kunststoff ist I2F1 qualifiziert nach NF-F 16-101, 102
Plastic is qualified I2F1 according NF-F 16-101, 102

| Maße/Dimensions | A | B | C | D | E |
|-----------------|------|------|----|----|----|
| mm | 77,5 | 83,5 | 33 | 34 | 37 |

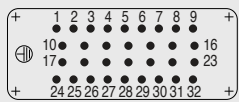
Passende Crimpkontakte siehe Seite 37, Passende Crimpwerkzeuge siehe Seite 37
Suitable Crimp contacts see page 37, Suitable Crimping tools see page 37

**Maßbild mm
Dimensions mm**

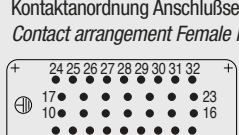


*Abstand für sichere Kontaktgabe max. 21 mm

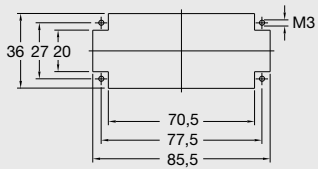
**Kontaktanordnung Anschlußseite Stift
Contact arrangement Male insert**



**Kontaktanordnung Anschlußseite Buchse
Contact arrangement Female insert**



**Montageausschnitt
Panel cut-out**



HVT.23 Kontakteinsätze/Contact inserts

Baugröße/Size 6



Crimpanschluss für gedrehte HVT Crimpkontakte

**Kontaktzahlen
No. of contacts**

Crimp terminal for screw machined HVT crimp contacts

23 +

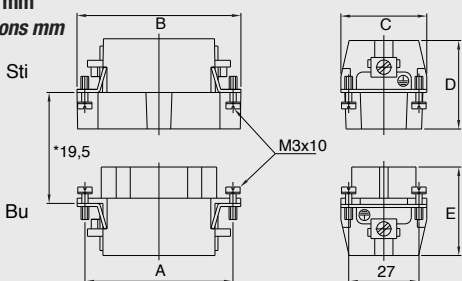
400 V/16 A

| Bezeichnung Description | Bestelltext Designation | Bestell-Nr./Order No. | |
|--|----------------------------|-----------------------------|-------------------------------|
| | | Stifteinsatz Male insert | Buchseinsatz Female insert |
| <p>Stifteinsatz/Male insert</p> <p>Crimpanschluss/Crimp terminal</p>  | HVT.23.Sti.C | 2-1104008-3 | |
| <p>Buchseinsatz/Female insert</p>  | HVT.23.Bu.C | | 2-1104010-3 |

| Maße/Dimensions | A | B | C | D | E |
|-----------------|------|------|----|----|----|
| mm | 77,5 | 83,5 | 33 | 35 | 40 |


Passende Crimpkontakte siehe Seite 38, Passende Crimpwerkzeuge siehe Seite 38
 Suitable Crimp contacts see page 38, Suitable Crimping tools see page 38

Maßbild mm
Dimensions mm

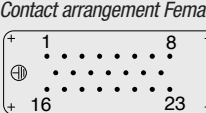


*Abstand für sichere Kontaktgabe max. 21 mm

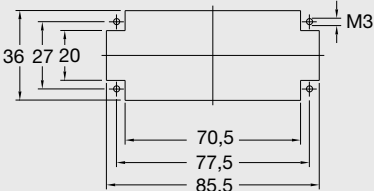
Anschlußseite Stift
Contact arrangement Male insert



Anschlußseite Buchse
Contact arrangement Female insert



Montageausschnitt
Panel cut-out



HN.D.40/HN.2D.72 Kontakteinsätze/Contact inserts

Baugröße/Size 6

Crimpanschluss für gedrehte HN.D Crimpkontakte

Kontaktzahlen

No. of contacts

Crimp terminal for screw machined HN.D crimp contacts

40/72 +

250 V/10 A

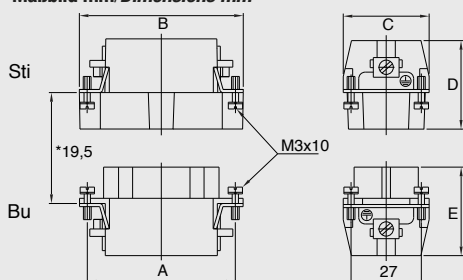
| Bezeichnung Description | Bestelltext Designation | Bestell-Nr./Order No. | |
|--|----------------------------|-----------------------------|-------------------------------|
| | | Stifteinsatz Male insert | Buchseinsatz Female insert |
| <p>Stifteinsatz/Male insert</p> <p>Crimpanschluss/Crimp terminal</p> | HN.D.40.Sti.C | 2-1103110-3 | |
| <p>Buchseinsatz/Female insert</p> | HN.D.40.Bu.C | | 2-1103111-3 |
| <p>Crimpanschluss/Crimp terminal</p> | HN.2D.72.Sti.C.B1-72 | 2-1103208-3 | |
| | HN.2D.72.Bu.C.B1-72 | | 2-1103212-3 |

| HN.D.40 | | | | | |
|-----------------|------|------|----|----|----|
| Maße/Dimensions | A | B | C | D | E |
| mm | 77,5 | 84,5 | 33 | 35 | 35 |

| HN.2D.72 | | | | | |
|-----------------|------|------|----|------|----|
| Maße/Dimensions | A | B | C | D | E |
| mm | 77,5 | 83,5 | 34 | 36,5 | 37 |


Passende Crimpkontakte siehe Seite 34, Passende Crimpwerkzeuge siehe Seite 34
 Suitable Crimp contacts see page 34, Suitable Crimping tools see page 34

Maßbild mm/Dimensions mm



*Abstand für sichere Kontaktgabe max. 21 mm

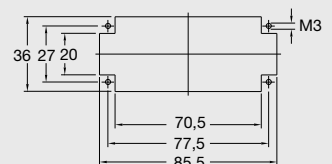
Anschlußseite Stift/Contact arrangement Male insert
 HN.D.40 HN.2D.72



Anschlußseite Buchse/Contact arrangement Female insert
 HN.D.40 HN.2D.72



Montageausschnitt
 Panel cut-out



HD.40 Kontakteinsätze/Contact inserts

Baugröße/Size 6



Crimpschluss für gestanzte HD.M Crimpkontakte

**Kontaktzahlen
No. of contacts**

Crimp terminal for stamped HD.M crimp contacts

40 +

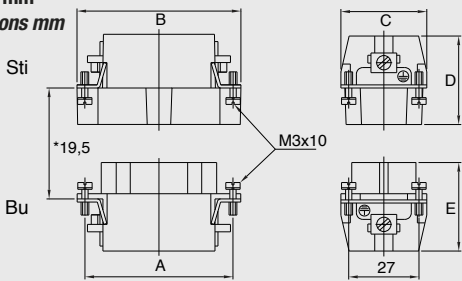
250 V/10 A

| Bezeichnung Description | Bestelltext Designation | Bestell-Nr./Order No. | |
|--|----------------------------|-----------------------------|-------------------------------|
| | | Stifteinsatz Male insert | Buchseinsatz Female insert |
| <p>Stifteinsatz/Male insert</p> <p>Crimpschluss/Crimp terminal</p>  | HD.40.Sti.C | 2-1103012-3 | |
| <p>Buchseinsatz/Female insert</p>  | HD.40.Bu.C | | 2-1103013-3 |

| Maße/Dimensions | A | B | C | D | E |
|-----------------|------|------|----|----|----|
| mm | 77,5 | 84,5 | 33 | 35 | 35 |


Passende Crimpkontakte siehe Seite 35, Passende Crimpwerkzeuge siehe Seite 35
 Suitable Crimp contacts see page 35, Suitable Crimping tools see page 35

**Maßbild mm
Dimensions mm**




*Abstand für sichere Kontaktgabe max. 21 mm

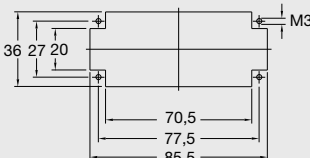
**Anschlußseite Stift
Contact arrangement Male insert**



**Anschlußseite Buchse
Contact arrangement Female insert**



**Montageausschnitt
Panel cut-out**



HSK.6+36 Kontakteinsätze/Contact inserts

Baugröße/Size 6



Crimpanschluss für gedrehte HSK/HN.D Crimpkontakte

**Kontaktzahlen
No. of contacts**

Crimp terminal for screw machined HSK/HN.D crimp contacts

6 + 36 +

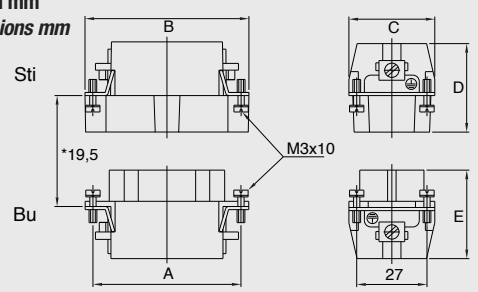
690 V/40 A, 250 V/10 A

| Bezeichnung Description | Bestelltext Designation | Bestell-Nr./Order No. | |
|--|----------------------------|-----------------------------|-------------------------------|
| | | Stifteinsatz Male insert | Buchseinsatz Female insert |
| <p>Stifteinsatz/Male insert</p> <p>Crimpanschluss/Crimp terminal</p>  | HSK.6/36.Sti.C | 0-1108761-1 | |
| <p>Buchseinsatz/Female insert</p>  | HSK.6/36.Bu.C | | 0-1108762-1 |

| Maße/Dimensions | A | B | C | D | E |
|-----------------|------|------|----|----|----|
| mm | 77,5 | 83,5 | 34 | 39 | 41 |

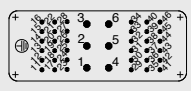
Passende Crimpkontakte Power siehe Seite 39, passende Crimpkontakte Signal siehe Seite 34
 Suitable Crimp contacts Power see page 39, suitable Crimp contacts Signal see page 34

Maßbild mm
Dimensions mm




*Abstand für sichere Kontaktgabe max. 21 mm

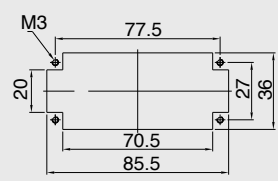
Anschlußseite Stift
Contact arrangement Male insert



Anschlußseite Buchse
Contact arrangement Female insert



Montageausschnitt
Panel cut-out



HMX.6/12 + 12/2 Kontakteinsätze/Contact inserts

Baugröße/Size 6

Crimpanschluss für gedrehte HSK/HN.D Crimpkontakte



Kontaktzahlen

No. of contacts

Crimp terminal for screw machined HSK/HN.D crimp contacts

6/12; 12/2 +

690 V/40 A, 400 V/10 A; 500 V/40 A, 250 V/10 A

| Bezeichnung Description | Bestelltext Designation | Bestell-Nr./Order No. | |
|--|-------------------------------------|-----------------------------|-------------------------------|
| | | Stifteinsatz Male insert | Buchseinsatz Female insert |
| Stifteinsatz/Male insert Buchseinsatz/Female insert Crimpanschluss/Crimp terminal  | HMX.6/12.Sti.C HMX.6/12.Bu.C | 0-1103146-1 | 0-1103147-1 |
|  | HMX.12/2.Sti.C HMX.12/2.Bu.C | 0-1103153-1 | 0-1103154-1 |

HMX.6/12

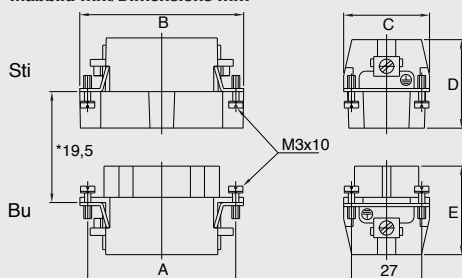
| Maße/Dimensions | A | B | C | D | E |
|-----------------|------|----|----|----|----|
| mm | 77,5 | 84 | 35 | 39 | 38 |

HMX.12/2

| Maße/Dimensions | A | B | C | D | E |
|-----------------|------|----|----|----|----|
| mm | 77,5 | 84 | 34 | 39 | 38 |

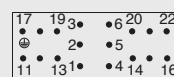
Passende Crimpkontakte Power siehe Seite 39, passende Crimpkontakte Signal siehe Seite 34
 Suitable Crimp contacts Power see page 39, suitable Crimp contacts Signal see page 34

Maßbild mm/Dimensions mm




*Abstand für sichere Kontaktgabe max. 21 mm

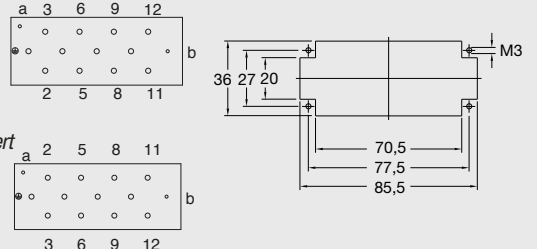
Anschlußseite Stift
Contact arrangement Male insert



Anschlußseite Buchse
Contact arrangement Female insert



Montageausschnitt
Panel cut-out



HSB.6/35; HMX4/2; HMX4/0 Kontakteinsätze/Contact inserts

Baugröße/Size 6

Schraubanschluss

Kontaktzahlen

Screw terminal

No. of contacts

6; 4/2; 4/0 +

400 V/35 A; 690 V/80 A, 400 V/16 A; 690 V/80 A

| Bezeichnung Description | | Bestelltext Designation | Bestell-Nr./Order No. | |
|---------------------------------|----------------------------|---------------------------------|-----------------------------|-------------------------------|
| | | | Stifteinsatz Male insert | Buchseinsatz Female insert |
| Stifteinsatz/Male insert | Buchseinsatz/Female insert | | | |
| | | Schraubanschluss/Screw terminal | | |
| | | HSB.6.35.Sti.S.B 1-6 | 1-1104204-1 | |
| | | HSB.6.35.Bu.S.B 1-6 | | 1-1104205-1 |
| Schraubanschluss/Screw terminal | | HMX.4/2.Sti.S | 0-1102075-1 | |
| | | HMX.4/0.Sti.S | 0-1104701-1 | |
| | | HMX.4/2.Bu.S | | 0-1102076-1 |
| | | HMX.4/0.Bu.S | | 0-1104700-1 |

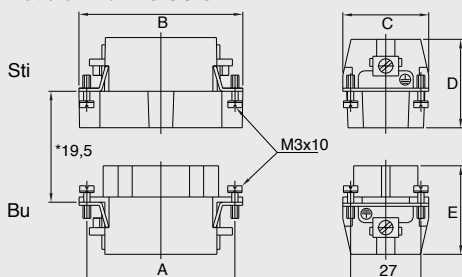
HSB.6/35

| | | | | | |
|-----------------|------|------|----|----|------|
| Maße/Dimensions | A | B | C | D | E |
| mm | 77,5 | 83,5 | 33 | 33 | 33,5 |

HMX.4/2; HMX.4/2

| | | | | | |
|-----------------|------|----|----|----|----|
| Maße/Dimensions | A | B | C | D | E |
| mm | 77,5 | 83 | 33 | 45 | 46 |

Maßbild mm/Dimensions mm




*Abstand für sichere Kontaktgabe max. 21 mm

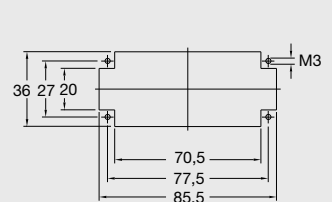
**Anschlußseite Stift
Contact arrangement Male insert**



**Anschlußseite Buchse
Contact arrangement Female insert**



**Montageausschnitt
Panel cut-out**



Modul Halterahmen/Module Fixing Frame

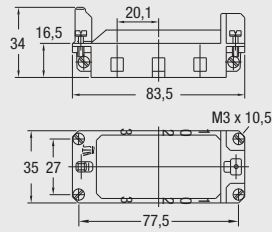
Baugröße/Size 6

**Bezeichnung
Description**

Halterahmen/Fixing frame

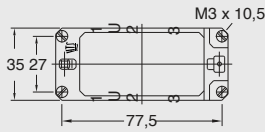


Für Modul MDL Seite 194–203
For module MDL page 194–203



MDL2-GR.0-6/B.1-3

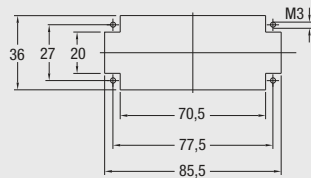
0-1108782-1




MDL2-GR.U-6/B.1-3

0-1108782-2

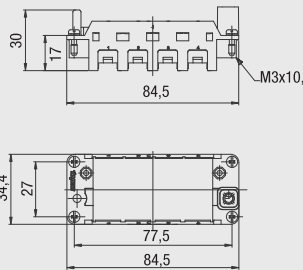
Montageausschnitt/Panel cut-out



Halterahmen/Fixing frame



Für Modul HVS Seite 204–212
For module HVS page 204–212

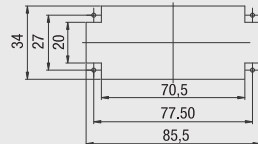


HVS-R.0 1-4
HVS-R.u 1-4

0-1103250-3

0-1103250-4

Montageausschnitt/Panel cut-out



HB.16, HB-K.16, HD.40, HD-K.40 Gehäuse/Housings


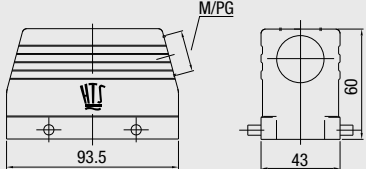

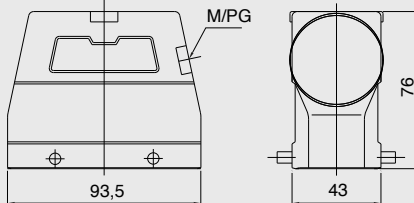

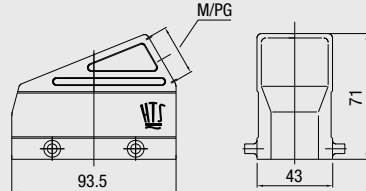

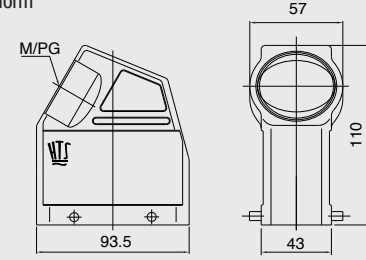

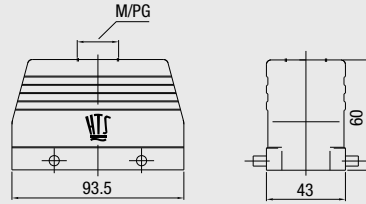
Baugröße/Size 6

Pulverbeschichtet, silbergrau
K = korrosionsgeschützt, schwarz

Powder-coated, silver-grey
K = corrosion-resistant, black

Verschlussbügel am Unterteil/Locking clip at housing bottom

IP 65

| Bezeichnung Description | Metr. | PG | Bestelltext Designation | Bestell-Nr. Order No. |
|---|------------|----------|---|--|
| Steckergehäuse: Kabeleingang seitlich, Standard Bauform Hood: Side entry, Standard construction   | M25 M32 | 21 | HB.16.STS.1.21.G HB.16.STS.1M25.G HB.16.STS.1M32.G Mit Korrosionsschutz With corrosion protection | 1-1102292-6 2-1106449-5 0-1106449-4 |
| Steckergehäuse: Kabeleingang seitlich, Hohe Bauform Hood: Side entry, High construction   | M32 M40 | 21 29 | HD.40.STS.1.21.G HD.40.STS.1.29.G HD.40.STS.1.M32.G HD.40.STS.1.M40.G Mit Korrosionsschutz With corrosion protection | 1-1102564-6 1-1102567-6 0-1106452-4 1-1106452-7 |
| Steckergehäuse: Kabeleingang seitlich, Keilform Hood: Side entry, Standard construction   | M32 | 21 | HB-KF.16.STS.1.21.G HB-KF.16.STS.1.M32.G Mit Korrosionsschutz With corrosion protection | 1-1102220-6 1-1106449-5 |
| Steckergehäuse: Kabeleingang seitlich, Keilform Hood: Side entry, Standard construction   | M40 | 29 | HD-KF.40.STS.1.29.G HD-KF.40.STS.1.M40.G Mit Korrosionsschutz With corrosion protection | 1-1102765-0 1-1102766-0 |
| Steckergehäuse: Kabeleingang oben, Standard Bauform Hood: Top entry, Standard construction   | M32 | 21 | HB.16.STO.1.21.G HB.16.STO.1M32.G Mit Korrosionsschutz With corrosion protection | 1-1102295-6 0-1106449-1 |
| | M32 | 21 | HB-K.16.STO.1.21.G HB-K.16.STO.1M32.G | 2-1102295-6 0-1106449-7 |

Passende Kabelverschraubungen ab Seite 188/Suitable Cable fittings from page 188

HB.16, HB-K.16, HD.40, HD-K.40 Gehäuse/Housings


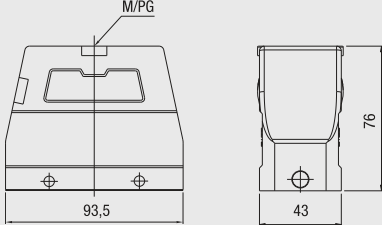

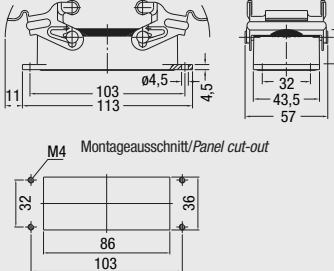

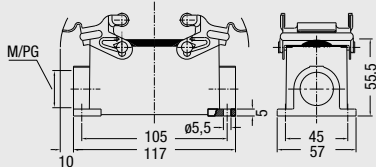

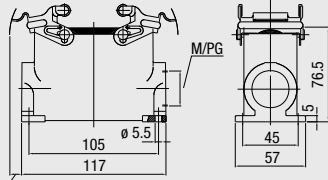
Baugröße/Size 6

Pulverbeschichtet, silbergrau
 K = korrosionsgeschützt, schwarz

Powder-coated, silver-grey
K = corrosion-resistant, black

Verschlussbügel am Unterteil/Locking clip at housing bottom

IP 65

| Bezeichnung Description | Metr. | PG | Bestelltext Designation | Bestell-Nr. Order No. |
|--|--------------|--------------------------|---|--|
| Steckergehäuse: Kabeleingang oben, Hohe Bauform <i>Hood: Top entry, High construction</i>   | M32 M40 | 2x21 21 29 | HD.40.STO.2.21.G HD.40.STO.1.21.G HD.40.STO.1.29.G HD.40.STO.1.M32.G HD.40.STO.1.M40.G Mit Korrosionsschutz With corrosion protection | 3-1102570-0 1-1102570-6 1-1102573-6 0-1106452-1 0-1102920-1 |
| Anbaugehäuse: Kabeleingang unten, Standard Bauform <i>Surface mounted housing: Bottom entry, Standard construction</i>   | M32 | 21 29 | HD-K.40.STO.1.21.G HD-K.40.STO.1.29.G HD-K.40.STO.1.M32.G HB.16.AG-VS Mit Korrosionsschutz With corrosion protection HB-K.16.AG-VS | 2-1102570-6 2-1102573-6 0-1106452-7 1-1102296-1 2-1102296-1 |
| Sockelgehäuse: Kabeleingang seitlich, Standard Bauform <i>Surface mounted housing: Side entry, Standard construction</i>   | M25 2xM25 | 21 2x21 | HB.16.SG-VS.1.21.Z HB.16.SG-VS.2.21.Z HB.16.SG-VS.1.M25.Z HB.16.SG-VS.2.M25.Z Mit Korrosionsschutz With corrosion protection | 1-1102299-1 1-1102301-1 0-1103060-1 0-1106448-4 |
| Sockelgehäuse: Kabeleingang seitlich, Hohe Bauform <i>Surface mounted housing: Side entry, High construction</i>   | M32 2xM32 | 21 2x21 29 2x29 | HD.40.SG-VS.1.21.Z HD.40.SG-VS.2.21.Z HD.40.SG-VS.1.29.Z HD.40.SG-VS.2.29.Z HD.40.SG-VS.1.M32.Z HD.40.SG-VS.2.M32.Z Mit Korrosionsschutz With corrosion protection | 1-1102575-1 1-1102577-1 1-1102579-1 1-1102581-1 0-1103082-1 0-1106451-4 |
| | 2xM32 | 21 2x21 29 | HD-K.40.SG-VS.1.21.Z HD-K.40.SG-VS.2.21.Z HD-K.40.SG-VS.1.29.Z HD-K.40.SG-VS.2.M32.Z | 2-1102575-1 2-1102577-1 2-1102579-1 0-1106451-8 |


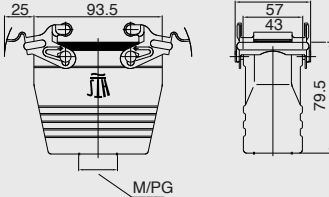
Passende Kabelverschraubungen ab Seite 188/Suitable Cable fittings from page 188

HB.16, HB-K.16, HD.40, HD-K.40 Gehäuse/Housings **Baugröße/Size 6**

Pulverbeschichtet, silbergrau
 K = korrosionsgeschützt, schwarz

Powder-coated, silver-grey
K = corrosion-resistant, black

Verschlussbügel am Unterteil/Locking clip at housing bottom **IP 65**

| Bezeichnung Description | Metr. | PG | Bestelltext Designation | Bestell-Nr. Order No. | |
|---|-------|-----|----------------------------|--|-------------|
| <p>Kupplungsgehäuse: Kabeleingang unten, Hohe Bauform <i>Cable-to-cable hood:</i> Bottom entry, High construction</p>   | M32 | 21 | HD.40.KDO-VS.1.21.G | 1-1102584-1 | |
| | | 29 | HD.40.KDO-VS.1.29 G | 1-1102587-1 | |
| | | | HD.40.KDO-VS.1.M32.G | 0-1106450-2 | |
| | | | | Mit Korrosionsschutz <i>With corrosion protection</i> | |
| | | M32 | 29 | HD-K.40.KDO-VS.1.29 G | 2-1102587-1 |
| | | | | HD-K.40.KDO-VS.1.M32.G | 0-1106450-4 |

Passende Kabelverschraubungen ab Seite 188/Suitable Cable fittings from page 188

Verbindlich für Toleranzen der Abmessungen und technische Werte sind ausschließlich die neuesten TE Connectivity Kundenzeichnungen bzw. Produkt-Spezifikationen, die Sie auf Anfrage erhalten.
 All specifications subject to change. Consult TE Connectivity for latest design specifications.

HB.16, HB-K.16, HD.40, HD-K.40 Gehäuse/Housings


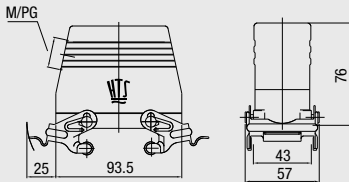

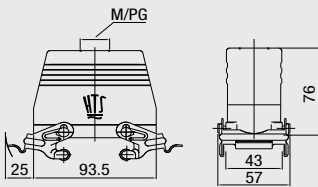
Baugröße/Size 6

Pulverbeschichtet, silbergrau
 K = korrosionsgeschützt, schwarz

Powder-coated, silver-grey
K = corrosion-resistant, black

Verschlussbügel am Oberteil/Locking clip on hood

IP 65

| Bezeichnung Description | Metr. | PG | Bestelltext Designation | Bestell-Nr. Order No. |
|---|-------|----|---|--------------------------|
| Steckergehäuse: Kabeleingang seitlich, Hohe Bauform Hood: Side entry, High construction   | M32 | 21 | HD.40.STS-VS.1.21.G | 1-1102564-1 |
| | | 29 | HD.40.STS-VS.1.29.G | 1-1102567-1 |
| | | | HD.40.STS-VS.1.M32.G | 0-1106452-6 |
| | | | Mit Korrosionsschutz With corrosion protection | |
| Steckergehäuse: Kabeleingang oben, Hohe Bauform Hood: Top entry, High construction   | M32 | 21 | HD.40.STO-VS.1.21.G | 1-1102570-1 |
| | | 29 | HD.40.STO-VS.1.29.G | 1-1102573-1 |
| | | | HD.40.STO-VS.1.M32.G | 0-1106452-3 |
| | | | Mit Korrosionsschutz With corrosion protection | |
| | M32 | 21 | HD-K.40.STO-VS.1.21.G | 2-1102570-1 |
| | | | HD-K.40.STO-VS.1.M32.G | 0-1106452-9 |

Passende Kabelverschraubungen ab Seite 188/Suitable Cable fittings from page 188

HB.16, HB-K.16, HD.40, HD-K.40 Gehäuse/Housings

Baugröße/Size 6

Pulverbeschichtet, silbergrau
 K = korrosionsgeschützt, schwarz

Powder-coated, silver-grey
K = corrosion-resistant, black

Verschlussbügel am Oberteil/Locking clip on hood

IP 65

| Bezeichnung Description | Metr. | PG | Bestelltext Designation | Bestell-Nr. Order No. |
|---|--------------|--------------------------|---|---|
| <p>Anbaugehäuse: Kabeleingang unten, Standard Bauform <i>Surface mounted housing: Bottom entry, Standard construction</i></p> | | | HB.16.AGD Mit Korrosionsschutz <i>With corrosion protection</i> HB-K.16.AGD | 1-1102305-6 2-1102305-6 |
| <p>Sockelgehäuse: Kabeleingang seitlich, Standard Bauform <i>Surface mounted housing: Side entry, Standard construction</i></p> | M25 2xM25 | 21 2x21 | HB.16.SGD.1.21.Z HB.16.SGD.2.21.Z HB.16.SGD.1.M25.Z HB.16.SGD.2.M25.Z Mit Korrosionsschutz <i>With corrosion protection</i> | 1-1102308-6 1-1102310-6 0-1103060-2 0-1106448-1 |
| <p>Sockelgehäuse: Kabeleingang seitlich, Hohe Bauform <i>Surface mounted housing: Side entry, High construction</i></p> | 2xM32 | 21 2x21 29 2x29 | HD.40.SGD.1.21.Z HD.40.SGD.2.21.Z HD.40.SGD.1.29.Z HD.40.SGD.2.29.Z HD.40.SGD.2.M32.Z Mit Korrosionsschutz <i>With corrosion protection</i> | 1-1102589-6 1-1102591-6 1-1102593-6 1-1102595-6 0-1106451-1 |
| | 2xM32 | 21 2x21 | HD-K.40.SGD.1.21.Z HD-K.40.SGD.2.21.Z HD-K.40.SGD.2.M32.Z | 2-1102589-6 2-1102591-6 0-1106451-5 |

Passende Kabelverschraubungen ab Seite 188/Suitable Cable fittings from page 188

HB.16, HB-K.16, HD.40, HD-K.40 Gehäuse/Housings


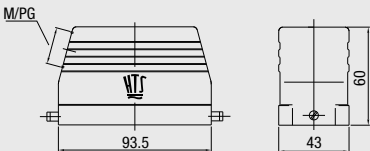

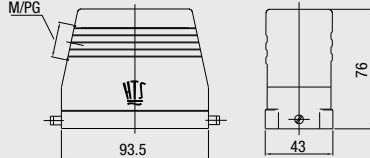

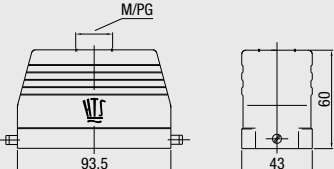

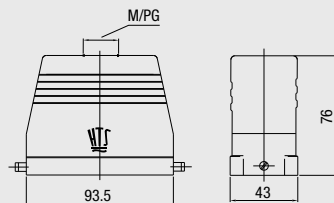
Baugröße/Size 6

Pulverbeschichtet, silbergrau
 K = korrosionsgeschützt, schwarz

Powder-coated, silver-grey
K = corrosion-resistant, black

Längsbügel am Unterteil/Side clip at housing bottom

IP 65

| Bezeichnung Description | Metr. | PG | Bestelltext Designation | Bestell-Nr. Order No. |
|---|-------|----------|---|---|
| Steckergehäuse: Kabeleingang seitlich, Standard Bauform Hood: Side entry, Standard construction   | M32 | 21 | HB.16.STS-GR.1.21.G HB.16.STS-GR.1.M32.G | 1-1102292-7 0-1106449-5 |
| | M32 | 21 | Mit Korrosionsschutz With corrosion protection HB-K.16.STS-GR.1.21.G HB-K.16.STS-GR.1.M32.G | 2-1102292-7 1-1106449-1 |
| Steckergehäuse: Kabeleingang seitlich, Hohe Bauform Hood: Side entry, High construction   | M32 | 21 29 | HD.40.STS-GR.1.21.G HD.40.STS-GR.1.29.G HD.40.STS-GR.1.M32.G | 1-1102564-7 1-1102567-7 0-1106452-5 |
| | M32 | 21 29 | Mit Korrosionsschutz With corrosion protection HD-K.40.STS-GR.1.21.G HD-K.40.STS-GR.1.29.G HD-K.40.STS-GR.1.M32.G | 2-1102564-7 2-1102567-7 1-1106452-1 |
| Steckergehäuse: Kabeleingang oben, Standard Bauform Hood: Top entry, Standard construction   | M32 | 21 | HB.16.STO-GR.1.21.G HB.16.STO-GR.1.M32.G | 1-1102295-7 0-1106449-2 |
| | M32 | 21 | Mit Korrosionsschutz With corrosion protection HB-K.16.STO-GR.1.21.G HB-K.16.STO-GR.1.M32.G | 2-1102295-7 0-1106449-8 |
| Steckergehäuse: Kabeleingang oben, Hohe Bauform Hood: Top entry, High construction   | M32 | 21 29 | HD.40.STO-GR.1.21.G HD.40.STO-GR.1.29.G HD.40.STO-GR.1.M32.G | 1-1102570-7 1-1102573-7 0-1106452-2 |
| | M32 | 21 | Mit Korrosionsschutz With corrosion protection HD-K.40.STO-GR.1.21.G HD-K.40.STO-GR.1.M32.G | 2-1102570-7 0-1106452-8 |

Passende Kabelverschraubungen ab Seite 188/Suitable Cable fittings from page 188

HB.16, HB-K.16, HD.40, HD-K.40 Gehäuse/Housings

Baugröße/Size 6

Pulverbeschichtet, silbergrau
 K = korrosionsgeschützt, schwarz

Powder-coated, silver-grey
K = corrosion-resistant, black

Längsbügel am Unterteil/Side clip at housing bottom

IP 65

| Bezeichnung Description | Metr. | PG | Bestelltext Designation | Bestell-Nr. Order No. |
|---|--------------|--------------------------|--|---|
| <p>Anbaugehäuse: Kabeleingang unten, Standard Bauform <i>Surface mounted housing: Bottom entry, Standard construction</i></p> | | | HB.16.AG-LB Mit Korrosionsschutz <i>With corrosion protection</i> HB-K.16.AG-LB | 1-1102296-2 2-1102296-2 |
| <p>Anbaugehäuse: Kabeleingang unten, Standard Bauform <i>Surface mounted housing: Bottom entry, Standard construction</i></p> | | | HB.16.AGD-LB Mit Korrosionsschutz <i>With corrosion protection</i> HB-K.16.AGD-LB | 1-1102305-2 2-1102305-2 |
| <p>Sockelgehäuse: Kabeleingang seitlich, Standard Bauform <i>Surface mounted housing: Side entry, Standard construction</i></p> | M25 2xM25 | 21 2x21 | HB.16.SG-LB.1.21.Z HB.16.SG-LB.2.21.Z HB.16.SG-LB.1.M25.Z HB.16.SG-LB.2.M25.Z Mit Korrosionsschutz <i>With corrosion protection</i> HB-K.16.SG-LB.2.M25.Z | 1-1102299-2 1-1102301-2 0-1103060-3 0-1106448-3 0-1106448-7 |
| <p>Sockelgehäuse: Kabeleingang seitlich, Hohe Bauform <i>Surface mounted housing: Side entry, High construction</i></p> | 2xM32 | 21 2x21 29 2x29 | HD.40.SG-LB.1.21.Z HD.40.SG-LB.2.21.Z HD.40.SG-LB.1.29.Z HD.40.SG-LB.2.29.Z HD.40.SG-LB.2.M32.Z Mit Korrosionsschutz <i>With corrosion protection</i> HD-K.40.SG-LB.1.21.Z HD-K.40.SG-LB.2.M32.Z | 1-1102575-2 1-1102577-2 1-1102579-2 1-1102581-2 0-1106451-3 2-1102575-2 0-1106451-7 |

Passende Kabelverschraubungen ab Seite 188/Suitable Cable fittings from page 188

HB.16, HB-K.16, HD.40, HD-K.40 Gehäuse/Housings

Baugröße/Size 6

Pulverbeschichtet, silbergrau
 K = korrosionsgeschützt, schwarz

Powder-coated, silver-grey
K = corrosion-resistant, black

Längsbügel am Unterteil/Side clip at housing bottom

IP 65

| Bezeichnung Description | Metr. | PG | Bestelltext Designation | Bestell-Nr. Order No. |
|--|-------|------|---|----------------------------|
| Sockelgehäuse: Kabeleingang seitlich, Standard Bauform <i>Surface mounted housing: Side entry, Standard construction</i> | 2xM25 | 21 | HB.16.SGD-LB.1.21.Z | 1-1102308-2 |
| | | 2x21 | HB.16.SGD-LB.2.21.Z HB.16.SGD-LB.2.M25.Z | 1-1102310-2 0-1106448-2 |
| Sockelgehäuse: Kabeleingang seitlich, Hohe Bauform <i>Surface mounted housing: Side entry, High construction</i> | 2xM25 | 21 | HB-K.16.SGD-LB.1.21.Z | 2-1102308-2 |
| | | 2x21 | HB-K.16.SGD-LB.2.21.Z HB-K.16.SGD-LB.2.M25.Z | 2-1102310-2 0-1106448-6 |
| Sockelgehäuse: Kabeleingang seitlich, Hohe Bauform <i>Surface mounted housing: Side entry, High construction</i> | 2xM32 | 21 | HD.40.SGD-LB.1.21.Z | 1-1102589-2 |
| | | 2x21 | HD.40.SGD-LB.2.21.Z | 1-1102591-2 |
| | | 29 | HD.40.SGD-LB.1.29.Z | 1-1102593-2 |
| | | 2x29 | HD.40.SGD-LB.2.29.Z HD.40.SGD-LB.2.M32.Z | 1-1102595-2 0-1106451-2 |
| | | 21 | HD-K.40.SGD-LB.1.21.Z | 2-1102589-2 |
| | | 2x21 | HD-K.40.SGD-LB.2.21.Z | 2-1102591-2 |
| Kupplungsgehäuse: Kabeleingang unten, Hohe Bauform <i>Cable-to-cable hood: Bottom entry, High construction</i> | M32 | 29 | HD.40.KDO-LB.1.29.G | 1-1102587-2 |
| | | 21 | HD.40.KDO-LB.1.21.G | 1-1102584-2 |
| | | 29 | HD.40.KDO-LB.1.M32.G | 0-1106450-1 |
| | | M32 | HD-K.40.KDO-LB.1.M32.G | 0-1106450-3 |

Passende Kabelverschraubungen ab Seite 188/Suitable Cable fittings from page 188

HB-Z.16, HB-K/Z.16, HD-Z.40, HD-K/Z.40 Gehäuse/Housings


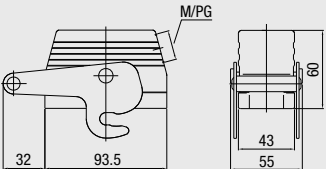

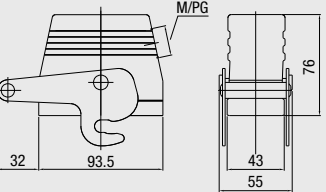

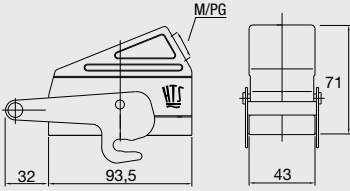

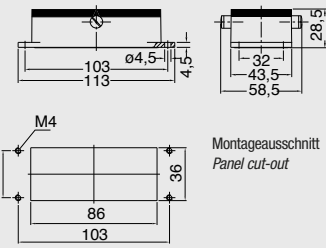
Baugröße/Size 6

Pulverbeschichtet, silbergrau
 K = korrosionsgeschützt, schwarz

Powder-coated, silver-grey
K = corrosion-resistant, black

Zentralbügel am Steckergehäuse/Central locking clip on hood

IP 65

| Bezeichnung Description | Metr. | PG | Bestelltext Designation | Bestell-Nr. Order No. |
|--|-------|----------|---|---|
| Steckergehäuse: Kabeleingang seitlich, Standard Bauform Hood: Side entry, Standard construction   | M32 | 21 | HB-Z.16.STS-ZB.1.21.G HB-Z.16.STS-ZB.1.M32.G | 1-1102292-3 2-1106449-4 |
| | M32 | 21 | Mit Korrosionsschutz With corrosion protection HB-K/Z.16.STS-ZB.1.21.G HB-K/Z.16.STS-ZB.1.M32.G | 2-1102292-3 1-1106449-4 |
| Steckergehäuse: Kabeleingang seitlich, Hohe Bauform Hood: Side entry, High construction   | M32 | 21 29 | HD-Z.40.STS-ZB.1.21.G HD-Z.40.STS-ZB.1.29.G HD-Z.40.STS-ZB.1.M32.G | 1-1102564-3 1-1102567-3 1-1106452-6 |
| | M32 | 21 29 | Mit Korrosionsschutz With corrosion protection HD-K/Z.40.STS-ZB.1.21.G HD-K/Z.40.STS-ZB.1.29.G HD-K/Z.40.STS-ZB.1.M32.G | 2-1102564-3 2-1102567-3 1-1106452-4 |
| Steckergehäuse: Kabeleingang seitlich, Keilform Hood: Side entry, Standard construction   | M32 | 21 | HB-KF-Z.16.STS-ZB.1.21.G HB-KF-Z.16.STS-ZB.1.M32.G | 1-1102220-3 2-1106449-2 |
| | M32 | 21 | Mit Korrosionsschutz With corrosion protection HB-KF/K-Z.16.STS-ZB.1.21.Z HB-KF/K-Z.16.STS-ZB.1.M32.G | 2-1102220-3 2-1106449-1 |
| Anbauegehäuse: Kabeleingang unten, Standard Bauform Surface mounted housing: Bottom entry, Standard construction   | | | HB-Z.16.AG-ZVGR Mit Korrosionsschutz With corrosion protection HB-K/Z.16.AG-ZVGR | 1-1102296-8 2-1102296-8 |

Passende Kabelverschraubungen ab Seite 188/Suitable Cable fittings from page 188

HB-Z.16, HB-K/Z.16, HD-Z.40, HD-K/Z.40 Gehäuse/Housings


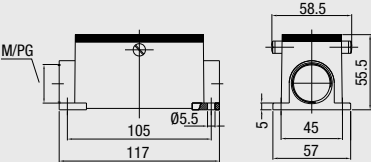

Baugröße/Size 6

Pulverbeschichtet, silbergrau
 K = korrosionsgeschützt, schwarz

Powder-coated, silver-grey
K = corrosion-resistant, black

Zentralbügel am Steckergehäuse/Central locking clip on hood

IP 65

| Bezeichnung Description | Metr. | PG | Bestelltext Designation | Bestell-Nr. Order No. |
|---|-------|------------|---|---|
| <p>Sockelgehäuse: Kabeleingang seitlich, Standard Bauform <i>Surface mounted housing: Side entry, Standard construction</i></p>  | 2xM25 | 21 2x21 | HB-Z.16.SG-ZVGR.1.21.Z HB-Z.16.SG-ZVGR.2.21.Z HB-Z.16.SG-ZVGR.2.M25.G Mit Korrosionsschutz <i>With corrosion protection</i> | 1-1102299-8 1-1102301-8 1-1106448-1 |
| <p>Sockelgehäuse: Kabeleingang seitlich, Hohe Bauform <i>Surface mounted housing: Side entry, High construction</i></p>  | 2xM32 | 21 2x21 | HB-K/Z.16.SG-ZVGR.1.21.Z HB-K/Z.16.SG-ZVGR.2.21.Z HB-K/Z.16.SG-ZVGR.2.M25.G Mit Korrosionsschutz <i>With corrosion protection</i> | 2-1102299-8 2-1102301-8 1-1106448-0 |
| <p>Sockelgehäuse: Kabeleingang seitlich, Hohe Bauform <i>Surface mounted housing: Side entry, High construction</i></p>  | 2xM32 | | HD-Z.40.SG-ZVGR.2.M32.G Mit Korrosionsschutz <i>With corrosion protection</i> HD-K/Z.40.SG-ZVGR.2.M32.G | 1-1106451-0 0-1106451-9 |

Passende Kabelverschraubungen ab Seite 188/Suitable Cable fittings from page 188

HIP.16/40, HIP-K.16/40, EMV-K.16/40 Gehäuse/Housings

Baugröße/Size 6

HIP: Druckdicht, silbergrau, **HIP-K:** Korrosionsgeschützt, schwarz


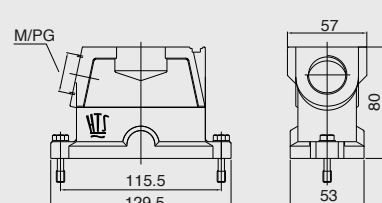

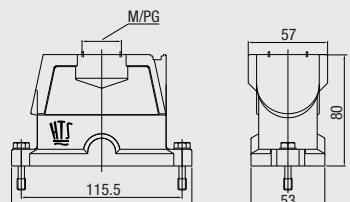

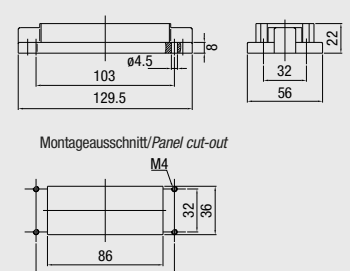

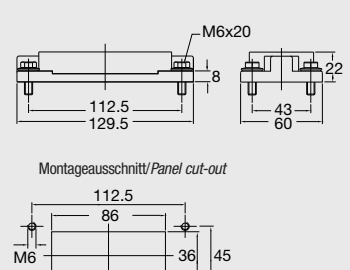
EMV-K: Schutz gegen elektromagnetische Beeinflussung, druckdicht, korrosionsgeschützt, schwarz

HIP: Pressure-tight, silver-grey, **HIP-K:** Housings corrosion-resistant, black

EMV-K: Protection against electro-magnetic interference, pressure-tight, housings corrosion-resistant, black

Druckdicht bis ≤ 5 bar/pressure-tight up to 5 bar

IP 68

| Bezeichnung Description | Metr. | PG | Bestelltext Designation | Bestell-Nr. Order No. | |
|--|--|----|---|-----------------------------------|-------------|
| Steckergehäuse: Kabeleingang seitlich Hood: Side entry   | M32 | 21 | HIP HIP.16/40.STS.1.21.G | 1-1102649-5 | |
| | | 29 | HIP.16/40.STS.1.29.G HIP.16/40.STS.1.M32.G | 1-1102651-5 0-1106454-2 | |
| | M32 | 29 | HIP-K HIP-K.16/40.STS.1.29.G | 2-1102651-5 | |
| | | | HIP-K.16/40.STS.1.M32.G | 0-1106444-2 | |
| | M32 | 29 | EMV-K EMV-K.16/40.STS.1.29.G | 4-1102723-5 | |
| | | 21 | EMV-K.16/40.STS.1.M32.G EMV-K.16/40.STS.1.21.G | 0-1106446-4 4-1102722-5 | |
| Steckergehäuse: Kabeleingang oben Hood: Top entry   | M32 | 21 | HIP HIP.16/40.STO.1.21.G | 1-1102653-5 | |
| | | 29 | HIP.16/40.STO.1.29.G HIP.16/40.STO.1.M32.G | 1-1102655-5 0-1106454-1 | |
| | M32 | 21 | HIP-K HIP-K.16/40.STO.2.21.G | 0-1108534-1 | |
| | | 29 | HIP-K.16/40.STO.1.29.G HIP-K.16/40.STO.1.M32.G | 2-1102655-5 0-1106444-1 | |
| | M32 | | EMV-K EMV-K.16/40.STO.1.29.G | 4-1102725-5 | |
| | | | EMV-K.16/40.STO.1.M32.G | 0-1106446-3 | |
| Anbaugehäuse: Kabeleingang unten Surface mounted housing: Bottom entry   | | | HIP HIP.16/40.AG | 1-1102656-5 | |
| | | | HIP-K HIP-K.16/40.AG | 2-1102656-5 | |
| | | | EMV-K EMV-K.16/40.AG | 4-1102728-5 | |
| | | | | | |
| | Anbaugehäuse: Kabeleingang unten Surface mounted housing: Bottom entry   | | | HIP HIP.16/40.AG.M6 | 1-1102618-5 |
| | | | | HIP-K HIP-K.16/40.AG.M6 | 2-1102618-5 |
| | | | EMV-K EMV-K.16/40.AG.M6 | 4-1102730-5 | |
| | | | | | |

Passende Kabelverschraubungen ab Seite 188/Suitable Cable fittings from page 188

HIP.16/40, HIP-K.16/40, EMV-K.16/40 Gehäuse/Housings

Baugröße/Size 6

HIP: Druckdicht, silbergrau, **HIP-K:** Korrosionsgeschützt, schwarz


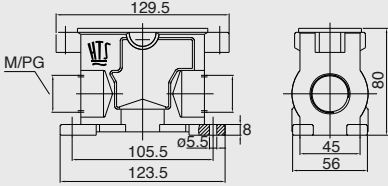

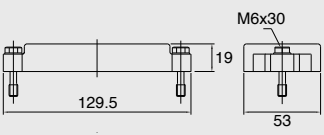
EMV-K: Schutz gegen elektromagnetische Beeinflussung, druckdicht, korrosionsgeschützt, schwarz

HIP: Pressure-tight, silver-grey, **HIP-K:** Housings corrosion-resistant, black

EMV-K: Protection against electro-magnetic interference, pressure-tight, housings corrosion-resistant, black

Druckdicht bis ≤ 5 bar/pressure-tight up to 5 bar

IP 68

| Bezeichnung Description | Metr. | PG | Bestelltext Designation | Bestell-Nr. Order No. |
|---|-------|------------|--|---|
| Sockelgehäuse: Kabeleingang seitlich Surface mounted housing: Side entry | 2xM32 | 21 2x21 | HIP HIP.16/40.SG.1.21.G HIP.16/40.SG.2.21.G HIP.16/40.SG.2.M32.G | 1-1102616-5 1-1102617-5 0-1106453-1 |
|  | 2xM32 | 21 2x21 | HIP-K HIP-K.16/40.SG.1.21.G HIP-K.16/40.SG.2.21.G HIP-K.16/40.SG.2.M32.G | 5-1102616-5 2-1102617-5 0-1106443-1 |
|  | 2xM32 | 21 2x21 | EMV-K EMV-K.16/40.SG.1.21.Z EMV-K.16/40.SG.2.21.Z EMV-K.16/40.SG.2.M32.G | 4-1102726-5 4-1102727-5 0-1106445-2 |
| Schutzkappe für Gehäuse-Unterteile Protective covers for housings | 2xM32 | 21 2x21 | HIP HIP/EMV.16/40.SKB | 3-1106203-5 |
|  | | | HIP-K HIP-K.16/40.SKB | 4-1106203-5 |
|  | | | | |

Passende Kabelverschraubungen ab Seite 188/Suitable Cable fittings from page 188

HA.32 Kontakteinsätze/Contact inserts

Baugröße/Size 7

Schraubanschluss, Federzug-Anschluss,
Crimpanschluss für gedrehte HE/HA Crimpkontakte

Kontaktzahlen
No. of contacts

*Screw terminal, Spring Clamp terminal,
Crimp terminal for screw machined HE/HA crimp contacts*

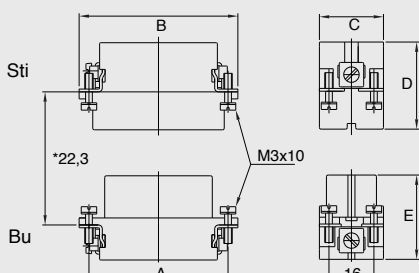
(2 x 16) **32 +**

250 V/16 A

| Bezeichnung Description | Bestelltext Designation | Bestell-Nr./Order No. | | | | | | | | | | | |
|---|---|------------------------------------|------------------------------------|----|---|----|----|----|----|----|--|--|--|
| | | Stifteinsatz Male insert | Buchseinsatz Female insert | | | | | | | | | | |
| <p>Stifteinsatz/Male insert</p> <p>Schraubanschluss/Screw terminal</p> | <p>HA.16.Sti.S.B 1-16 HA.16.Sti.S.B 17-32</p> | <p>1-1103416-1 1-1103416-7</p> | | | | | | | | | | | |
| <p>Buchseinsatz/Female insert</p> <p>Schraubanschluss/Screw terminal</p> | <p>HA.16.Bu.S.B 1-16 HA.16.Bu.S.B 17-32</p> | | <p>1-1103417-1 1-1103417-7</p> | | | | | | | | | | |
| <p>Federzug-Anschluss/Spring Clamp terminal</p> | <p>HA.16.Sti.SC.B 1-16 HA.16.Sti.SC.B 17-32</p> | <p>7-1103416-1 7-1103416-7</p> | | | | | | | | | | | |
| <p>Federzug-Anschluss/Spring Clamp terminal</p> | <p>HA.16.Bu.SC.B 1-16 HA.16.Bu.SC.B 17-32</p> | | <p>7-1103417-1 7-1103417-7</p> | | | | | | | | | | |
| <p>Crimpanschluss/Crimp terminal</p> | <p>HA.16.STI.C.B 1-16 HA.16.STI.C.B 17-32</p> | <p>2-1103416-3 2-1103416-7</p> | | | | | | | | | | | |
| <p>Crimpanschluss/Crimp terminal</p> | <p>HA.16.BU.C.B 1-16 HA.16.BU.C.B 17-32</p> | | <p>2-1103417-3 2-1103417-7</p> | | | | | | | | | | |
| <p>Maße/Dimensions</p> <table border="1"> <tr> <td>A</td> <td>B</td> <td>C</td> <td>D</td> <td>E</td> </tr> <tr> <td>66</td> <td>73</td> <td>23</td> <td>31</td> <td>28</td> </tr> </table> | A | B | C | D | E | 66 | 73 | 23 | 31 | 28 | | | |
| A | B | C | D | E | | | | | | | | | |
| 66 | 73 | 23 | 31 | 28 | | | | | | | | | |

Passende Crimpkontakte siehe Seite 37, Passende Crimpwerkzeuge siehe Seite 37
Suitable Crimp contacts see page 37, Suitable Crimping tools see page 37

Maßbild mm/Dimensions mm



Anschlußseite Stift
Contact arrangement Male insert



Anschlußseite Buchse
Contact arrangement Female insert



*Abstand für sichere Kontaktgabe max. 24 mm

HN.D.50 Kontakteinsätze/Contact inserts

Baugröße/Size 7

Crimpanschluss für gedrehte HN.D Crimpkontakte

Kontaktzahlen

No. of contacts

Crimp terminal for screw machined HN.D crimp contacts

(2 x 25) **50 +**

250 V/10 A

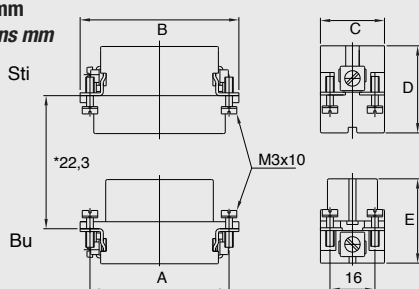
| Bezeichnung Description | Bestelltext Designation | Bestell-Nr./Order No. | |
|--|---|---------------------------------------|---------------------------------------|
| | | Stifteinsatz Male insert | Buchseinsatz Female insert |
| <p>Stifteinsatz/Male insert</p> <p>Crimpanschluss/Crimp terminal</p> | <p>HN.D.25.Sti.C</p> <p>HN.D.25.Sti.C.1-25/Z*</p> | <p>2-1103108-3</p> <p>0-1103108-1</p> | |
| <p>Buchseinsatz/Female insert</p> | <p>HN.D.25.Bu.C</p> <p>HN.D.25.Bu.C.1-25/Z*</p> | | <p>2-1103109-3</p> <p>0-1103109-1</p> |

*Zusätzliche Kennzeichnung „Z“ wie in Euromap 67 hinterlegt
*Marked with „Z“ according Euromap 67

| Maße/Dimensions | A | B | C | D | E |
|-----------------|----|----|----|----|----|
| mm | 66 | 73 | 23 | 35 | 35 |

Passende Crimpkontakte siehe Seite 34, Passende Crimpwerkzeuge siehe Seite 34
Suitable Crimp contacts see page 34, Suitable Crimping tools see page 34

Maßbild mm
Dimensions mm



*Abstand für sichere Kontaktgabe max. 24 mm

Anschlußseite Stift
Contact arrangement Male insert



Anschlußseite Buchse
Contact arrangement Female insert



HD.50 Kontakteinsätze/Contact inserts

Baugröße/Size 7



Crimpschluss für gestanzte HD.M Crimpkontakte

**Kontaktzahlen
No. of contacts**

Crimp terminal for stamped HD .Mcrimp contacts

(2 x 25) **50 +**

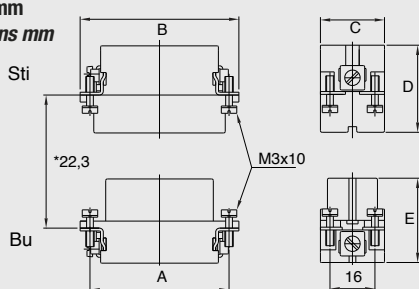
250 V/10 A

| Bezeichnung Description | Bestelltext Designation | Bestell-Nr./Order No. | |
|--|----------------------------|-----------------------------|-------------------------------|
| | | Stifteinsatz Male insert | Buchseinsatz Female insert |
| <p>Stifteinsatz/Male insert</p> <p>Crimpschluss/Crimp terminal</p>  | HD.25.Sti.C | 2-1103010-3 | |
| <p>Buchseinsatz/Female insert</p>  | HD.25.Bu.C | | 2-1103011-3 |

| Maße/Dimensions | A | B | C | D | E |
|-----------------|----|----|----|----|----|
| mm | 66 | 73 | 23 | 35 | 35 |

Passende Crimpkontakte siehe Seite 35, Passende Crimpwerkzeuge siehe Seite 35
 Suitable Crimp contacts see page 35, Suitable Crimping tools see page 35

Maßbild mm
 Dimensions mm



*Abstand für sichere Kontaktgabe max. 24 mm

Anschlußseite Stift
 Contact arrangement Male insert



Anschlußseite Buchse
 Contact arrangement Female insert



HA.32 Gehäuse/Housings

Baugröße/Size 7

Pulverbeschichtet, silbergrau

Powder-coated, silver-grey

Verschlussbügel am Unterteil/Locking clip at housing bottom

IP 65

| Bezeichnung Description | Metr. | PG | Bestelltext Designation | Bestell-Nr. Order No. |
|---|------------|----|---|---|
| <p>Steckergehäuse: Kabeleingang seitlich, Standard Bauform <i>Hood:</i> Side entry, Standard construction</p> | M25 M40 | 21 | HA.32.STS.1.21.G HA.32.STS.1.M25.G HA.32.STS.1.M40.G | 1-1102155-6 0-1106456-3 0-1106439-3 |
| | | | | |
| <p>Steckergehäuse: Kabeleingang oben, Standard Bauform <i>Hood:</i> Top entry, Standard construction</p> | M32 M40 | 21 | HA.32.STO.1.21.G HA.32.STO.1.M32.G HA.32.STO.1.M40.G | 1-1102158-6 0-1106456-1 0-1106439-1 |
| | | | | |
| <p>Anbaugehäuse: Kabeleingang unten, Standard Bauform <i>Surface mounted housing:</i> Bottom entry, Standard construction</p> | | | HA.32.AG-VS | 1-1102160-1 |
| | | | | |
| <p>Sockelgehäuse: Kabeleingang seitlich, Standard Bauform <i>Surface mounted housing:</i> Side entry, Standard construction</p> | | | HA.32.SG-VS.1.21.Z HA.32.SG-VS.2.21.Z HA.32.SG-VS.2.M25.Z | 1-1102162-1 1-1102164-1 0-1106455-2 |
| | | | | |

Passende Kabelverschraubungen ab Seite 188/Suitable Cable fittings from page 188

HA.32 Gehäuse/Housings

Baugröße/Size 7

Pulverbeschichtet, silbergrau

Powder-coated, silver-grey

Verschlussbügel am Oberteil/Locking clip on hood

IP 65

| Bezeichnung Description | Metr. | PG | Bestelltext Designation | Bestell-Nr. Order No. |
|--|------------|------------|---|---|
| <p>Steckergehäuse: Kabeleingang seitlich, Standard Bauform <i>Hood: Side entry, Standard construction</i></p> | M25 M40 | 21 | HA.32.STS-VS.1.21.G HA.32.STS-VS.1.M25.G HA.32.STS-VS.1.M40.G | 1-1102155-1 0-1106456-4 0-1106459-4 |
| <p>Steckergehäuse: Kabeleingang oben, Standard Bauform <i>Hood: Top entry, Standard construction</i></p> | M32 M40 | 21 | HA.32.STO-VS.1.21.G HA.32.STO-VS.1.M32.G HA.32.STO-VS.1.M40.G | 1-1102158-1 0-1106456-2 0-1106459-2 |
| <p>Anbaugeschäuse: Kabeleingang unten, Standard Bauform <i>Surface mounted housing: Bottom entry, Standard construction</i></p> | | | HA.32.AGD | 1-1102165-1 |
| <p>Sockelgehäuse: Kabeleingang seitlich, Standard Bauform <i>Surface mounted housing: Side entry, Standard construction</i></p> | 2xM25 | 21 2x21 | HA.32.SGD.1.21.Z HA.32.SGD.2.21.Z HA.32.SGD.2.M25.Z | 1-1102167-1 1-1102169-1 0-1106455-1 |

Passende Kabelverschraubungen ab Seite 188/Suitable Cable fittings from page 188

HE.24 Kontakteinsätze/Contact inserts

Baugröße/Size 8







Federzug-Anschluss, Schraubanschluss,
Crimpschluss für gedrehte HE/HA Crimpkontakte

**Kontaktzahlen
No. of contacts**

*Spring Clamp terminal, Screw terminal,
Crimp terminal for screw machined HE/HA crimp contacts*

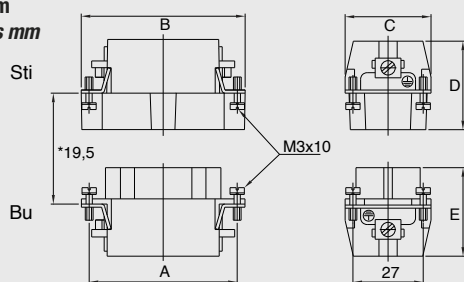
24 +

400 V/16 A

| Bezeichnung Description | Bestelltext Designation | Bestell-Nr./Order No. | | | | | | | | | | | | | |
|---|----------------------------|-----------------------------|-------------------------------|----|----|---|----|-----|-----|----|----|----|--|--|--|
| | | Stifteinsatz Male insert | Buchseinsatz Female insert | | | | | | | | | | | | |
| <p>Stifteinsatz/Male insert</p> <p>Schraubanschluss/Screw terminal</p>  | HE.24.Sti.S.B 1-24 | 1-1103640-1 | | | | | | | | | | | | | |
| <p>Buchseinsatz/Female insert</p>  | HE.24.Bu.S.B 1-24 | | 1-1103641-1 | | | | | | | | | | | | |
| <p>Federzug-Anschluss/Spring Clamp terminal</p>  | HE.24.Sti.SC.B 1-24 | 7-1103640-1 | | | | | | | | | | | | | |
| <p>Buchseinsatz/Female insert</p>  | HE.24.Bu.SC.B 1-24 | | 7-1103641-1 | | | | | | | | | | | | |
| <p>Crimpschluss/Crimp terminal</p>  | HE.24.Sti.C.B 1-24 | 2-1103640-3 | | | | | | | | | | | | | |
| <p>Buchseinsatz/Female insert</p>  | HE.24.Bu.C.B 1-24 | | 2-1103641-3 | | | | | | | | | | | | |
| <p>Maße/Dimensions</p> <table border="1"> <tr> <td></td> <td>A</td> <td>B</td> <td>C</td> <td>D</td> <td>E</td> </tr> <tr> <td>mm</td> <td>104</td> <td>110</td> <td>33</td> <td>34</td> <td>35</td> </tr> </table> | | A | B | C | D | E | mm | 104 | 110 | 33 | 34 | 35 | | | |
| | A | B | C | D | E | | | | | | | | | | |
| mm | 104 | 110 | 33 | 34 | 35 | | | | | | | | | | |

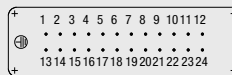
Passende Crimpkontakte siehe Seite 37, Passende Crimpwerkzeuge siehe Seite 37
Suitable Crimp contacts see page 37, Suitable Crimping tools see page 37

Maßbild mm
Dimensions mm

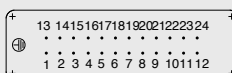


*Abstand für sichere Kontaktgabe max. 21 mm


Anschlußseite Stift
Contact arrangement Male insert



Anschlußseite Buchse
Contact arrangement Female insert



Montageausschnitt
Panel cut-out



HEE.46 Kontakteinsätze/Contact inserts

Baugröße/Size 8



Crimpanschluss für gedrehte HE Crimpkontakte

**Kontaktzahlen
No. of contacts**

Crimp terminal for screw machined HE crimp contacts

46 +

500 V/16 A

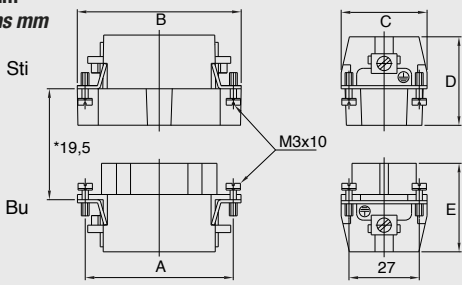
| Bezeichnung Description | Bestelltext Designation | Bestell-Nr./Order No. | |
|--|---|---------------------------------------|---------------------------------------|
| | | Stifteinsatz Male insert | Buchseinsatz Female insert |
| <p>Stifteinsatz/Male insert</p> <p>Crimpanschluss/Crimp terminal</p>  | <p>HEE.46.Sti.C</p> <p>HEE.46.Sti.C.FS*</p> | <p>0-1102886-1</p> <p>0-1102886-4</p> | |
| <p>Buchseinsatz/Female insert</p>  | <p>HEE.46.Bu.C</p> <p>HEE.46.Bu.C.FS*</p> | | <p>0-1102887-1</p> <p>0-1102887-4</p> |

*Kunststoff ist I2F1 qualifiziert nach NF-F 16-101, 102
Plastic is qualified I2F1 according NF-F 16-101, 102

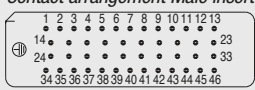
| Maße/Dimensions | A | B | C | D | E |
|-----------------|-----|-----|----|----|----|
| mm | 104 | 110 | 33 | 34 | 37 |

Passende Crimpkontakte siehe Seite 37, Passende Crimpwerkzeuge siehe Seite 37
Suitable Crimp contacts see page 37, Suitable Crimping tools see page 37

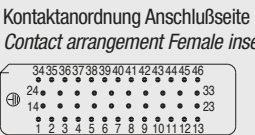
**Maßbild mm
Dimensions mm**



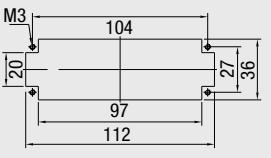
**Kontaktanordnung Anschlußseite Stift
Contact arrangement Male insert**



**Kontaktanordnung Anschlußseite Buchse
Contact arrangement Female insert**



**Montageausschnitt
Panel cut-out**



HVT.35; HVT.48 Kontakteinsätze/Contact inserts

Baugröße/Size 8

Crimpanschluss für gedrehte HVT Crimpkontakte





Kontaktzahlen

No. of contacts

Crimp terminal for screw machined HVT crimp contacts

35; 48 +

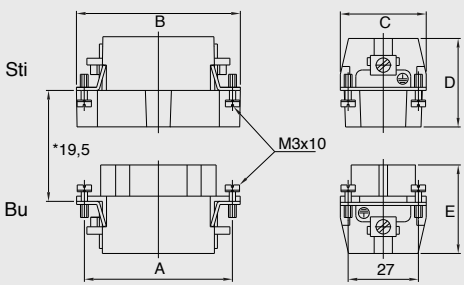
400 V/16 A

| Bezeichnung Description | Bestelltext Designation | Bestell-Nr./Order No. | |
|--|----------------------------|-----------------------------|-------------------------------|
| | | Stifteinsatz Male insert | Buchseinsatz Female insert |
| <p>Stifteinsatz/Male insert</p> <p>Crimpanschluss/Crimp terminal</p>  | HVT.35.Sti.C | 2-1104012-3 | |
| <p>Buchseinsatz/Female insert</p>  | HVT.35.Bu.C | | 2-1104014-3 |
| <p>Crimpanschluss/Crimp terminal</p>  | HVT.48.Sti.C | 2-1104016-3 | |
|  | HVT.48.Bu.C | | 2-1104018-3 |

| Maße/Dimensions | A | B | C | D | E |
|-----------------|-----|-----|----|----|----|
| mm | 104 | 110 | 33 | 35 | 40 |

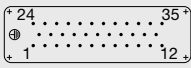

Passende Crimpkontakte siehe Seite 38, Passende Crimpwerkzeuge siehe Seite 38
 Suitable Crimp contacts see page 38, Suitable Crimping tools see page 38

Maßbild mm/Dimensions mm





*Abstand für sichere Kontaktgabe max. 21 mm

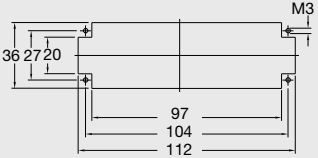
Anschlußseite Stift/Contact arrangement Male insert

HVT.35  HVT.48 

Anschlußseite Buchse/Contact arrangement Female insert

HVT.35  HVT.48 

**Montageausschnitt
Panel cut-out**



HN.D.64; HN.2D.108 Kontakteinsätze/Contact inserts

Baugröße/Size 8

Crimpanschluss für gedrehte HN.D Crimpkontakte

Kontaktzahlen

No. of contacts

Crimp terminal for screw machined HN.D crimp contacts

64; 108 +

250 V/10 A

| Bezeichnung Description | Bestelltext Designation | Bestell-Nr./Order No. | |
|--|----------------------------|-----------------------------|-------------------------------|
| | | Stifteinsatz Male insert | Buchseinsatz Female insert |
| <p>Stifteinsatz/Male insert</p> <p>Crimpanschluss/Crimp terminal</p> | HN.D.64.Sti.C | 2-1103112-3 | |
| <p>Buchseinsatz/Female insert</p> | HN.D.64.Bu.C | | 2-1103113-3 |
| <p>Crimpanschluss/Crimp terminal</p> | HN.2D.108.Sti.C | 2-1103216-3 | |
| | HN.2D.108.Bu.C | | 2-1103220-3 |

| HN.D.64 | | | | | |
|-----------------|-----|-----|----|----|----|
| Maße/Dimensions | A | B | C | D | E |
| mm | 104 | 110 | 33 | 35 | 35 |

| HN.2D.108 | | | | | |
|-----------------|-----|-----|----|------|----|
| Maße/Dimensions | A | B | C | D | E |
| mm | 104 | 110 | 34 | 36,5 | 37 |

Passende Crimpkontakte siehe Seite 34, Passende Crimpwerkzeuge siehe Seite 34
 Suitable Crimp contacts see page 34, Suitable Crimping tools see page 34

Maßbild mm/Dimensions mm

*Abstand für sichere Kontaktgabe max. 21 mm

Anschlußseite Stift/Contact arrangement Male insert

HN.D.64 HN.2D.108

Anschlußseite Buchse/Contact arrangement Female insert

HN.D.64 HN.2D.108

Montageausschnitt
Panel cut-out

HD.64 Kontakteinsätze/Contact inserts

Baugröße/Size 8



Crimpanschluss für gestanzte HD.M Crimpkontakte

**Kontaktzahlen
No. of contacts**

Crimp terminal for stamped HD.M crimp contacts

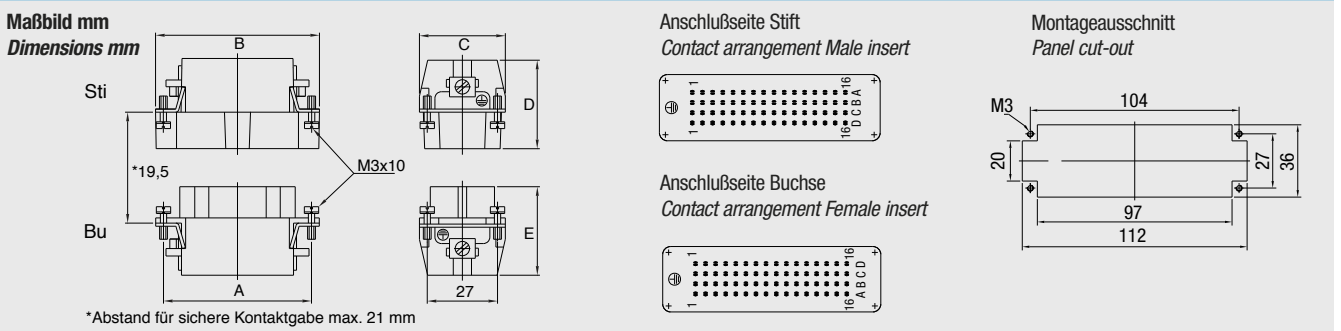
64 +

250 V/10 A

| Bezeichnung Description | Bestelltext Designation | Bestell-Nr./Order No. | |
|---|----------------------------|-----------------------------|-------------------------------|
| | | Stifteinsatz Male insert | Buchseinsatz Female insert |
| <p>Stifteinsatz/Male insert</p> <p>Crimpanschluss/Crimp terminal</p>  | HD.64.Sti.C | 2-1103032-3 | |
| <p>Buchseinsatz/Female insert</p>  | HD.64.Bu.C | | 2-1103033-3 |

| Maße/Dimensions | A | B | C | D | E |
|-----------------|-----|-----|----|----|----|
| mm | 104 | 110 | 33 | 35 | 35 |

Passende Crimpkontakte siehe Seite 35, Passende Crimpwerkzeuge siehe Seite 35
 Suitable Crimp contacts see page 35, Suitable Crimping tools see page 35



HSS.8/2; HMX4/8 Kontakteinsätze/Contact inserts

Baugröße/Size 8

Crimpanschluss, Schraubanschluss

**Kontaktzahlen
No. of contacts**

Crimp terminal, Screw terminal

8 + 2; 4 + 8

600 V/63 A; 400 V/16 A; 380 V/80 A; 380 V/16 A

| Bezeichnung Description | | Bestelltext Designation | Bestell-Nr./Order No. | | |
|---------------------------------|----------------------------|----------------------------|-----------------------------|-------------------------------|--|
| | | | Stifteinsatz Male insert | Buchseinsatz Female insert | |
| Stifteinsatz/Male insert | Buchseinsatz/Female insert | | | | |
| Crimpanschluss/Crimp terminal | | HSS.8/2.Sti.C | 2-1104200-3 | | |
| | | HSS.8/2.Bu.C | | 2-1104202-3 | |
| Schraubanschluss/Screw terminal | | HMX.4/8.Sti.S | 0-1103148-1 | | |
| | | HMX.4/8.Bu.S | | 0-1103149-1 | |

| HSS.8/2 | | | | | |
|-----------------|-----|-----|----|----|------|
| Maße/Dimensions | A | B | C | D | E |
| mm | 104 | 110 | 33 | 40 | 43,5 |

| HMX4/8 | | | | | |
|-----------------|-----|-----|----|----|----|
| Maße/Dimensions | A | B | C | D | E |
| mm | 104 | 110 | 34 | 42 | 44 |

Passende Crimpkontakte siehe Seite 38 (Steuerkontakt), Seite 41 (Lastkontakt), Passende Crimpwerkzeuge siehe Seite 41
 Suitable Crimp contacts see page 38 (signal contact), page 41 (power contact), Suitable Crimping tools see page 41

| | | | |
|--|---|--|--|
| <p>Maßbild mm/Dimensions mm</p> | <p>Anschlußseite Stift/Contact arrangement Male insert HSS.8/2</p> | <p>Anschlußseite Buchse/Contact arrangement Female insert HSS.8/2</p> | <p>Montageausschnitt Panel cut-out</p> |
| | <p>Anschlußseite Stift/Contact arrangement Male insert HE-K.4/8</p> | <p>Anschlußseite Buchse/Contact arrangement Female insert HE-K.4/8</p> | |

*Abstand für sichere Kontaktgabe max. 21 mm

Modul Halterahmen/Module Fixing Frame

Baugröße/Size 8

**Bezeichnung
Description**

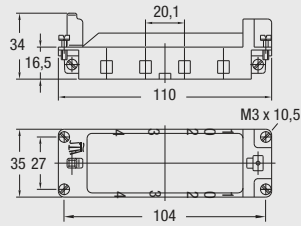
**Bestelltext
Designation**

**Bestell-Nr./Order No.
Oberteil
Top part** **Unterteil
Bottom part**

Halterahmen/Fixing frame




Für Modul MDL Seite 194–203
For module MDL page 194–203



MDL2-GR.0-8/B.1-4

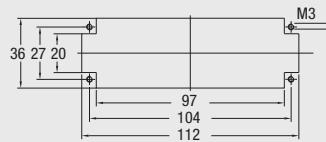
0-1108780-1




MDL2-GR.U-8/B.1-4

0-1108780-2

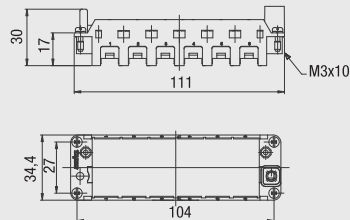
Montageausschnitt/Panel cut-out



Halterahmen/Fixing frame



Für Modul HVS Seite 204–212
For module HVS page 204–212

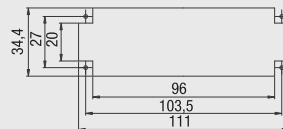


HVS-R.0 1-6
HVS-R.U 1-6

0-1103250-1

0-1103250-2

Montageausschnitt/Panel cut-out



HB/-K.24, HD/-K.64, HD/-K.108 Gehäuse/Housings

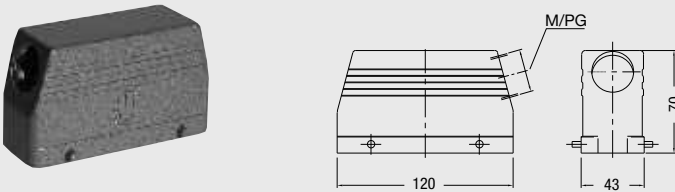
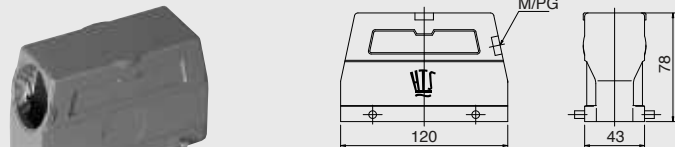
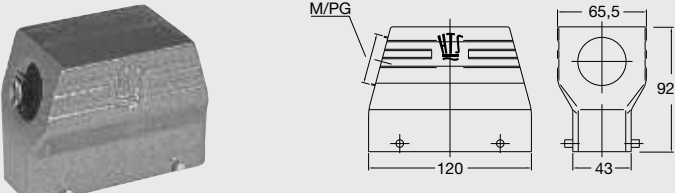
Baugröße/Size 8

Pulverbeschichtet, silbergrau
 K = korrosionsgeschützt, schwarz

Powder-coated, silver-grey
K = corrosion-resistant, black

Verschlussbügel am Unterteil/Locking clip at housing bottom

IP 65

| Bezeichnung Description | Metr. | PG | Bestelltext Designation | Bestell-Nr. Order No. | |
|---|------------|----------------------|----------------------------|--|--|
| Steckergehäuse: Kabeleingang seitlich, Standard Bauform <i>Hood:</i> Side entry, Standard construction  | M32 | 21 | HB.24.STS.1.21.G | 1-1102316-6 | |
| | | 29 | HB.24.STS.1.29.G | 1-1102319-6 | |
| | | | HB.24.STS.1.M32.G | 0-1106465-4 | |
| | | | | Mit Korrosionsschutz <i>With corrosion protection</i> | |
| | M32 | 21 | HB-K.24.STS.1.21.G | 2-1102316-6 | |
| | | 29 | HB-K.24.STS.1.29.G | 2-1102319-6 | |
| | | HB-K.24.STS.1.M32.G | 1-1106465-1 | | |
| Steckergehäuse: Kabeleingang seitlich, Hohe Bauform <i>Hood:</i> Side entry, High construction  | M32 M40 | 21 | HD.64.STS.1.21.G | 1-1103336-6 | |
| | | 29 | HD.64.STS.1.29.G | 1-1103338-6 | |
| | | | HD.64.STS.1.M32.G | 0-1106470-4 | |
| | | | HD.64.STS.1.M40.G | 1-1106470-9 | |
| | | | | Mit Korrosionsschutz <i>With corrosion protection</i> | |
| | M32 | 21 | HD-K.64.STS.1.21.G | 2-1103336-6 | |
| 29 | | HD-K.64.STS.1.29.G | 2-1103338-6 | | |
| | | HD-K.64.STS.1.M32.G | 1-1106470-0 | | |
| Steckergehäuse: Kabeleingang seitlich, Hohe Bauform <i>Hood:</i> Side entry, High construction  | M50 | 29 | HD.108.STS.1.29.G | 1-1102411-6 | |
| | | | HD.108.STS.1.M50.G | 0-1106467-4 | |
| | | | | Mit Korrosionsschutz <i>With corrosion protection</i> | |
| | M50 | 29 | HD-K.108.STS.1.29.G | 2-1102411-6 | |
| | | HD-K.108.STS.1.M50.G | 1-1106467-0 | | |

Passende Kabelverschraubungen ab Seite 188/Suitable Cable fittings from page 188

HB/-K.24, HD/-K.64, HD/-K.108 Gehäuse/Housings


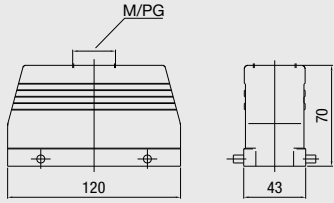

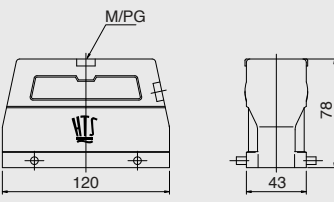

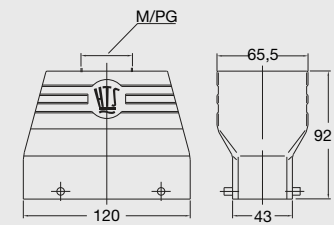

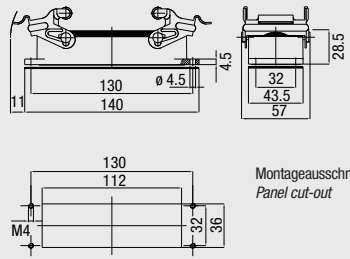
Baugröße/Size 8

Pulverbeschichtet, silbergrau
 K = korrosionsgeschützt, schwarz

Powder-coated, silver-grey
K = corrosion-resistant, black

Verschlussbügel am Unterteil/Locking clip at housing bottom

IP 65

| Bezeichnung Description | Metr. | PG | Bestelltext Designation | Bestell-Nr. Order No. |
|---|------------|----|--|---|
| Steckergehäuse: Kabeleingang oben, Standard Bauform Hood: Top entry, Standard construction   | M32 | 21 | HB.24.STO.1.21.G | 1-1102325-6 |
| | | 29 | HB.24.STO.1.29.G HB.24.STO.1.M32.G | 1-1102328-6 0-1106465-1 |
| Steckergehäuse: Kabeleingang oben, Hohe Bauform Hood: Top entry, High construction   | M32 M40 | 21 | HD.64.STO.1.21.G | 1-1103341-6 |
| | | 29 | HD.64.STO.1.29.G HD.64.STO.1.M32.G HD.64.STO.1.M40.G | 1-1103344-6 0-1106470-1 3-1106470-0 |
| Steckergehäuse: Kabeleingang oben, Hohe Bauform Hood: Top entry, High construction   | M50 | 36 | HD.108.STO.1.36.G HD.108.STO.1.M50.G | 1-1102414-6 0-1106467-1 |
| | | 36 | HD-K.108.STO.1.36.G HD-K.108.STO.1.M50.G | 2-1102414-6 0-1106467-7 |
| Anbaugehäuse: Kabeleingang unten, Standard Bauform Surface mounted housing: Bottom entry, Standard construction   | | | HB.24.AG-VS | 1-1102291-1 |
| | | | Mit Korrosionsschutz With corrosion protection HB-K.24.AG-VS | 2-1102291-1 |

Passende Kabelverschraubungen ab Seite 188/Suitable Cable fittings from page 188

HB.24, HB-K.24, HD.64, HD-K.64 Gehäuse/Housings

Baugröße/Size 8

Pulverbeschichtet, silbergrau
 K = korrosionsgeschützt, schwarz

Powder-coated, silver-grey
K = corrosion-resistant, black

Verschlussbügel am Unterteil/Locking clip at housing bottom

IP 65

| Bezeichnung Description | Metr. | PG | Bestelltext Designation | Bestell-Nr. Order No. | |
|--|--------------|------------|--|--|----------------------------|
| Sockelgehäuse: Kabeleingang seitlich, Standard Bauform <i>Surface mounted housing: Side entry, Standard construction</i> | M25 2xM25 | 21 2x21 | HB.24.SG-VS.1.21.Z HB.24.SG-VS.2.21.Z HB.24.SG-VS.1.M25.Z HB.24.SG-VS.2.M25.Z | 1-1102331-1 1-1102333-1 0-1103061-1 0-1106464-4 | |
| | | 21 2x21 | HB-K.24.SG-VS.1.21.Z HB-K.24.SG-VS.2.21.Z HB-K.24.SG-VS.2.M25.G | 2-1102331-1 2-1102333-1 0-1106464-8 | |
| Sockelgehäuse: Kabeleingang seitlich, Hohe Bauform <i>Surface mounted housing: Side entry, High construction</i> | M25 2xM32 | 21 2x21 | HD.64.SG-VS.1.21.Z HD.64.SG-VS.2.21.Z | 1-1103346-1 1-1103348-1 | |
| | | 29 2x29 | HD.64.SG-VS.1.29.Z HD.64.SG-VS.2.29.Z HD.64.SG-VS.1.M25.G HD.64.SG-VS.2.M32.G | 1-1103350-1 1-1103352-1 0-1103083-1 0-1106469-4 | |
| Kupplungsgehäuse: Kabeleingang unten, Hohe Bauform <i>Cable-to-cable hood: Bottom entry, High construction</i> | M32 | 21 2x21 | HD-K.64.SG-VS.1.21.Z HD-K.64.SG-VS.2.21.Z | 2-1103346-1 2-1103348-1 | |
| | | 29 2x29 | HD-K.64.SG-VS.1.29.Z HD-K.64.SG-VS.2.29.Z HD-K.64.SG-VS.2.M32.G | 2-1103350-1 2-1103352-1 0-1106469-8 | |
| | | M32 | 21 | HD.64.KDO-VS.1.21.G | 1-1103355-1 |
| | | | 29 | HD.64.KDO-VS.1.29.G HD.64.KDO-VS.1.M32.G | 1-1103358-1 0-1106468-2 |

Passende Kabelverschraubungen ab Seite 188/Suitable Cable fittings from page 188

HB.24, HB-K.24, HD.64, HD-K.64 Gehäuse/Housings

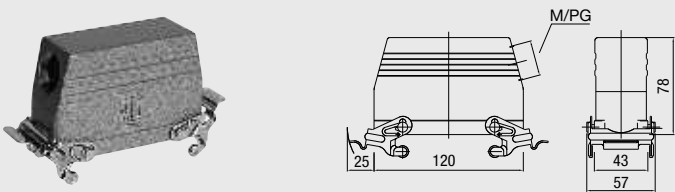
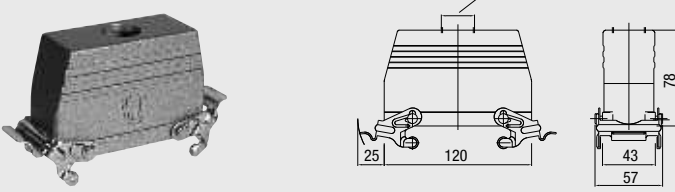
Baugröße/Size 8

Pulverbeschichtet, silbergrau
 K = korrosionsgeschützt, schwarz

Powder-coated, silver-grey
K = corrosion-resistant, black

Verschlussbügel am Oberteil/Locking clip on hood

IP 65

| Bezeichnung Description | Metr. | PG | Bestelltext Designation | Bestell-Nr. Order No. |
|---|-------|-----|----------------------------|---|
| Steckergehäuse: Kabeleingang seitlich, Hohe Bauform Hood: Side entry, High construction  | M32 | 21 | HD.64.STS-VS.1.21.G | 1-1103336-1 |
| | | 29 | HD.64.STS-VS.1.29.G | 1-1103338-1 |
| | | | HD.64.STS-VS.1.M32.G | 0-1106470-6 |
| | | M32 | 29 | HD-K.64.STS-VS.1.29.G HD-K.64.STS-VS.1.M32.G |
| Steckergehäuse: Kabeleingang oben, Hohe Bauform Hood: Top entry, High construction  | M32 | 21 | HD.64.STO-VS.1.21.G | 1-1103341-1 |
| | | 29 | HD.64.STO-VS.1.29.G | 1-1103344-1 |
| | | | HD.64.STO-VS.1.M32.G | 0-1106470-3 |
| | | M32 | 29 | HD-K.64.STO-VS.1.29.G HD-K.64.STO-VS.1.M32.G |

Passende Kabelverschraubungen ab Seite 188/Suitable Cable fittings from page 188

HB.24, HB-K.24, HD.64, HD-K.64 Gehäuse/Housings

Baugröße/Size 8

Pulverbeschichtet, silbergrau
 K = korrosionsgeschützt, schwarz

Powder-coated, silver-grey
K = corrosion-resistant, black

Verschlussbügel am Oberteil/Locking clip on hood

IP 65

| Bezeichnung Description | Metr. | PG | Bestelltext Designation | Bestell-Nr. Order No. |
|---|--------------|--------------------------|---|---|
| <p>Anbaugehäuse: Kabeleingang unten, Standard Bauform <i>Surface mounted housing: Bottom entry, Standard construction</i></p> | | | HB.24.AGD Mit Korrosionsschutz <i>With corrosion protection</i> HB-K.24.AGD | 1-1102340-6 2-1102340-6 |
| <p>Sockelgehäuse: Kabeleingang seitlich, Standard Bauform <i>Surface mounted housing: Side entry, Standard construction</i></p> | M25 2xM25 | 21 2x21 | HB.24.SGD.1.21.Z HB.24.SGD.2.21.Z HB.24.SGD.1.M25.Z HB.24.SGD.2.M25.Z Mit Korrosionsschutz <i>With corrosion protection</i> | 1-1102343-6 1-1102345-6 0-1103061-2 0-1106464-1 |
| <p>Sockelgehäuse: Kabeleingang seitlich, Hohe Bauform <i>Surface mounted housing: Side entry, High construction</i></p> | 2xM32 | 21 2x21 29 2x29 | HD.64.SGD.1.21.Z HD.64.SGD.2.21.Z HD.64.SGD.1.29.Z HD.64.SGD.2.29.Z HD.64.SGD.2.M32.Z Mit Korrosionsschutz <i>With corrosion protection</i> | 1-1103360-6 1-1103362-6 1-1103364-6 1-1103366-6 0-1106469-1 |
| | 2xM32 | 29 | HD-K.64.SGD.1.29.Z HD-K.64.SGD.2.M32.Z | 2-1103364-6 0-1106469-5 |

Passende Kabelverschraubungen ab Seite 188/Suitable Cable fittings from page 188

HB/-K.24, HD/-K.64, HD/-K.108 Gehäuse/Housings

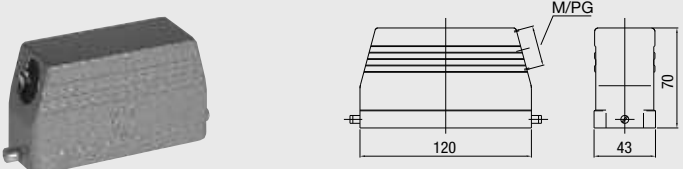
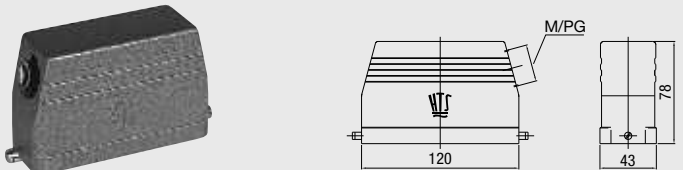
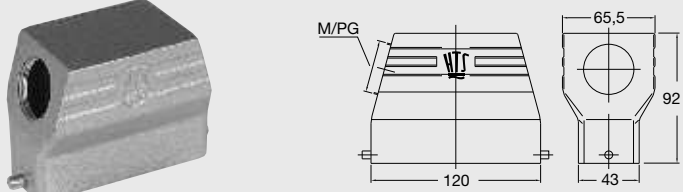
Baugröße/Size 8

Pulverbeschichtet, silbergrau
K = korrosionsgeschützt, schwarz

Powder-coated, silver-grey
K = corrosion-resistant, black

Längsbügel am Unterteil/Side clip at housing bottom

IP 65

| Bezeichnung Description | Metr. | PG | Bestelltext Designation | Bestell-Nr. Order No. |
|---|------------|----|---|---|
| Steckergehäuse: Kabeleingang seitlich, Standard Bauform Hood: Side entry, Standard construction  | M32 | 21 | HB.24.STS-GR.1.21.G | 1-1102316-7 |
| | | 29 | HB.24.STS-GR.1.29.G HB.24.STS-GR.1.M32.G | 1-1102319-7 0-1106465-5 |
| | M32 | | Mit Korrosionsschutz With corrosion protection | |
| | | 21 | HB-K.24.STS-GR.1.21.G | 2-1102316-7 |
| | M32 | 29 | HB-K.24.STS-GR.1.29.G HB-K.24.STS-GR.1.M32.G | 2-1102319-7 1-1106465-2 |
| | | | | |
| Steckergehäuse: Kabeleingang seitlich, Hohe Bauform Hood: Side entry, High construction  | M32 M40 | 21 | HD.64.STS-GR.1.21.G | 1-1103336-7 |
| | | 29 | HD.64.STS-GR.1.29.G HD.64.STS-GR.1.M32.G HD.64.STS-GR.1.M40.G | 1-1103338-7 0-1106470-5 3-1106470-5 |
| | M32 | | Mit Korrosionsschutz With corrosion protection | |
| | | 29 | HD-K.64.STS-GR.1.29.G HD-K.64.STS-GR.1.M32.G | 2-1103338-7 1-1106470-1 |
| Steckergehäuse: Kabeleingang seitlich, Hohe Bauform Hood: Side entry, High construction  | M50 | 29 | HD.108.STS-GR.1.29.G HD.108.STS-GR.1.M50.G | 1-1102411-7 0-1106467-5 |
| | | | Mit Korrosionsschutz With corrosion protection | |
| | M50 | 29 | HD-K.108.STS-GR.1.29.G HD-K.108.STS-GR.1.M50.G | 2-1102411-7 1-1106467-1 |
| | | | | |

Passende Kabelverschraubungen ab Seite 188/Suitable Cable fittings from page 188

HB.24, HB-K.24, HD.64, HD-K.64 Gehäuse/Housings


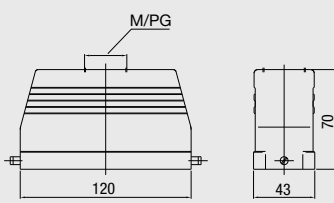

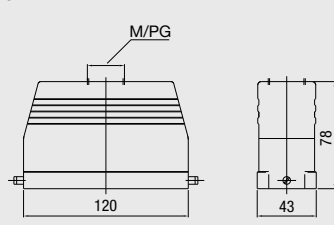

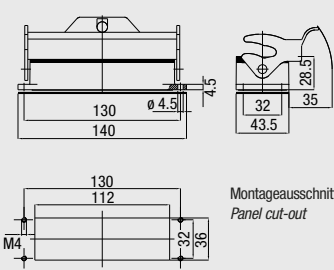

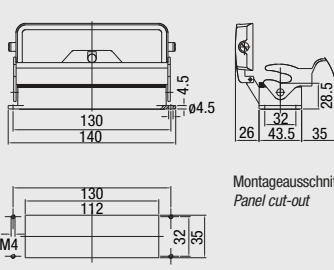

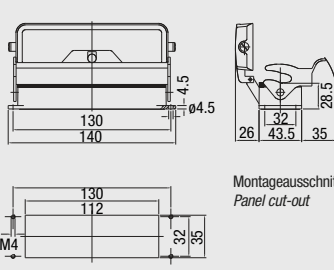

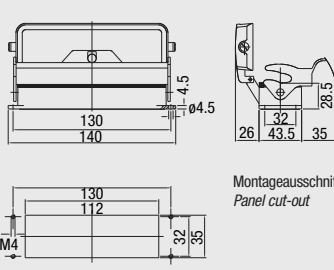
Baugröße/Size 8

Pulverbeschichtet, silbergrau
 K = korrosionsgeschützt, schwarz

Powder-coated, silver-grey
K = corrosion-resistant, black

Längsbügel am Unterteil/Side clip at housing bottom

IP 65

| Bezeichnung Description | Metr. | PG | Bestelltext Designation | Bestell-Nr. Order No. |
|--|------------|----|---|---|
| Steckergehäuse: Kabeleingang oben, Standard Bauform <i>Hood: Top entry, Standard construction</i>   | M32 | 21 | HB.24.STO-GR.1.21.G | 1-1102325-7 |
| | | 29 | HB.24.STO-GR.1.29.G HB.24.STO-GR.1.M32.G | 1-1102328-7 0-1106465-2 |
| Steckergehäuse: Kabeleingang oben, Hohe Bauform <i>Hood: Top entry, High construction</i>   | M32 M40 | 21 | HD.64.STO-GR.1.21.G | 1-1103341-7 |
| | | 29 | HD.64.STO-GR.1.29.G HD.64.STO-GR.1.M32.G HD.64.STO-GR.1.M40.G | 1-1103344-7 0-1106470-2 2-1106470-5 |
| Anbaugeschäuse: Kabeleingang unten, Standard Bauform <i>Surface mounted housing: Bottom entry, Standard construction</i>   <p>Montageausschnitt Panel cut-out</p> | M32 | 29 | HD-K.64.STO-GR.1.29.G HD-K.64.STO-GR.1.M32.G | 2-1103344-7 0-1106470-8 |
| | | 21 | HB.24.AG-LB | 1-1102291-2 |
| Anbaugeschäuse: Kabeleingang unten, Standard Bauform <i>Surface mounted housing: Bottom entry, Standard construction</i>   <p>Montageausschnitt Panel cut-out</p> | M32 | 29 | HB-K.24.AG-LB | 2-1102291-2 |
| | | 21 | HB.24.AG-LB | 1-1102291-2 |
| Anbaugeschäuse: Kabeleingang unten, Standard Bauform <i>Surface mounted housing: Bottom entry, Standard construction</i>   <p>Montageausschnitt Panel cut-out</p> | M32 | 29 | HD-K.64.STO-GR.1.29.G HD-K.64.STO-GR.1.M32.G | 2-1103344-7 0-1106470-8 |
| | | 21 | HB.24.AGD-LB | 1-1102340-2 |
| Anbaugeschäuse: Kabeleingang unten, Standard Bauform <i>Surface mounted housing: Bottom entry, Standard construction</i>   <p>Montageausschnitt Panel cut-out</p> | M32 | 29 | HB-K.24.AGD-LB | 2-1102340-2 |
| | | 21 | HB.24.AGD-LB | 1-1102340-2 |

Passende Kabelverschraubungen ab Seite 188/Suitable Cable fittings from page 188

HB.24, HB-K.24, HD.64, HD-K.64 Gehäuse/Housings


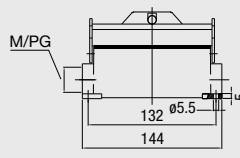
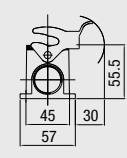

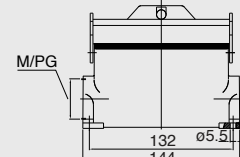
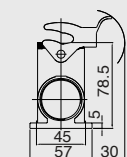

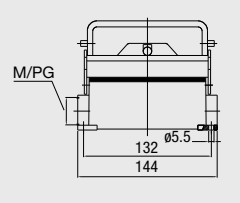
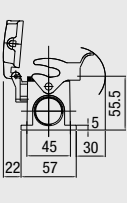

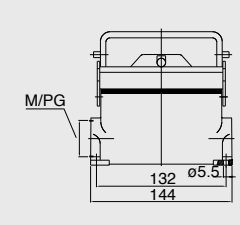
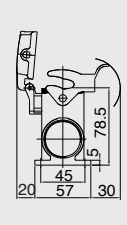

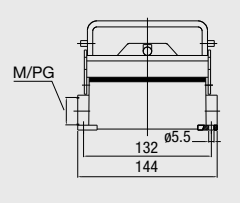
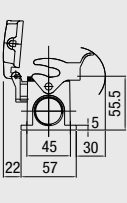

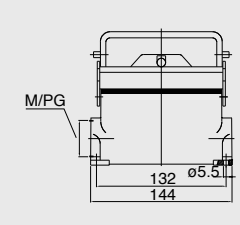
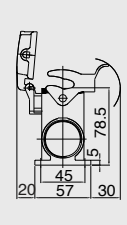

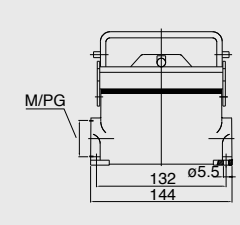
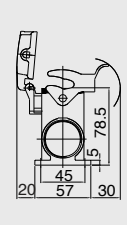

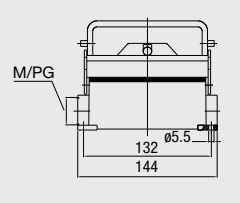
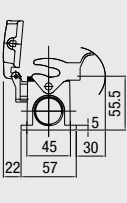

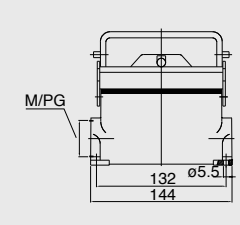
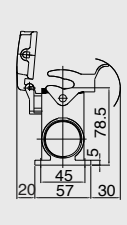
Baugröße/Size 8

Pulverbeschichtet, silbergrau
 K = korrosionsgeschützt, schwarz

Powder-coated, silver-grey
K = corrosion-resistant, black

Längsbügel am Unterteil/Side clip at housing bottom

IP 65

| Bezeichnung Description | Metr. | PG | Bestelltext Designation | Bestell-Nr. Order No. |
|---|-------|-------|---|---|
| Sockelgehäuse: Kabeleingang seitlich, Standard Bauform <i>Surface mounted housing: Side entry, Standard construction</i>    | 2xM25 | 21 | HB.24.SG-LB.1.21.Z | 1-1102331-2 |
| | | 2x21 | HB.24.SG-LB.2.21.Z HB.24.SG-LB.2.M25.G | 1-1102333-2 0-1106464-3 |
| Sockelgehäuse: Kabeleingang seitlich, Hohe Bauform <i>Surface mounted housing: Side entry, High construction</i>    | 2xM32 | 21 | HD.64.SG-LB.1.21.Z | 1-1103346-2 |
| | | 2x21 | HD.64.SG-LB.2.21.Z | 1-1103348-2 |
| Sockelgehäuse: Kabeleingang seitlich, Standard Bauform <i>Surface mounted housing: Side entry, Standard construction</i>    | 2xM25 | 29 | HD.64.SG-LB.1.29.Z | 1-1103350-2 |
| | | 2x29 | HD.64.SG-LB.2.29.Z HD.64.SG-LB.2.M32.Z | 1-1103352-2 0-1106469-3 |
| Sockelgehäuse: Kabeleingang seitlich, Hohe Bauform <i>Surface mounted housing: Side entry, High construction</i>    | 2xM32 | 29 | HD-K.64.SG-LB.1.29.Z | 2-1103350-2 |
| | | 2xM32 | HD-K.64.SG-LB.2.M32.G | 0-1106469-7 |
| Sockelgehäuse: Kabeleingang seitlich, Standard Bauform <i>Surface mounted housing: Side entry, Standard construction</i>    | 2xM25 | 21 | HB.24.SGD-LB.1.21.Z | 1-1102343-2 |
| | | 2x21 | HB.24.SGD-LB.2.21.Z HB.24.SGD-LB.1.M25.Z HB.24.SGD-LB.2.M25.Z | 1-1102345-2 0-1103061-3 0-1106464-2 |
| Sockelgehäuse: Kabeleingang seitlich, Hohe Bauform <i>Surface mounted housing: Side entry, High construction</i>    | 2xM32 | 21 | HB-K.24.SGD-LB.1.21.Z | 2-1102343-2 |
| | | 2xM25 | HB-K.24.SGD-LB.2.M25.z | 0-1106464-6 |
| Sockelgehäuse: Kabeleingang seitlich, Hohe Bauform <i>Surface mounted housing: Side entry, High construction</i>    | 2xM32 | 21 | HD.64.SGD-LB.1.21.Z | 1-1103360-2 |
| | | 2x21 | HD.64.SGD-LB.2.21.Z | 1-1103362-2 |
| Sockelgehäuse: Kabeleingang seitlich, Standard Bauform <i>Surface mounted housing: Side entry, Standard construction</i>    | 2xM25 | 29 | HD.64.SGD-LB.1.29.Z | 1-1103364-2 |
| | | 2x29 | HD.64.SGD-LB.2.29.Z HD.64.SGD-LB.2.M32.Z | 1-1103366-2 0-1106469-2 |
| Sockelgehäuse: Kabeleingang seitlich, Hohe Bauform <i>Surface mounted housing: Side entry, High construction</i>    | 2xM32 | 29 | HD-K.64.SGD-LB.1.29.Z | 2-1103364-2 |
| | | 2xM32 | HD-K.64.SGD-LB.2.M32.z | 0-1106469-6 |

Passende Kabelverschraubungen ab Seite 188/Suitable Cable fittings from page 188

HB.24, HB-K.24, HD.64, HD-K.64 Gehäuse/Housings


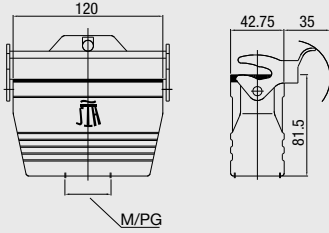
Baugröße/Size 8

Pulverbeschichtet, silbergrau
 K = korrosionsgeschützt, schwarz

Powder-coated, silver-grey
K = corrosion-resistant, black

Längsbügel am Unterteil/Side clip at housing bottom

IP 65

| Bezeichnung Description | Metr. | PG | Bestelltext Designation | Bestell-Nr. Order No. |
|---|-------|----------|--|---|
| <p>Kupplungsgehäuse: Kabeleingang unten, Hohe Bauform <i>Cable-to-cable hood:</i> Bottom entry, High construction</p>   | M32 | 21 29 | HD.64.KDO-LB.1.21.G HD.64.KDO-LB.1.29.G HD.64.KDO-LB.1.M32.G | 1-1103355-2 1-1103358-2 0-1106468-1 |

Passende Kabelverschraubungen ab Seite 188/Suitable Cable fittings from page 188

HB-Z.24, HB-K/Z.24, HD-Z.64, HD-K/Z.64 Gehäuse/Housings


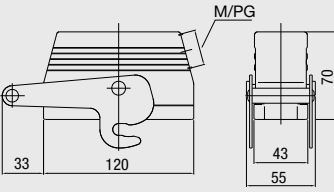

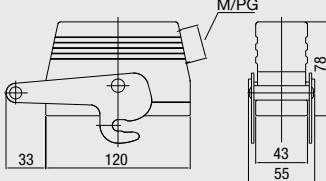

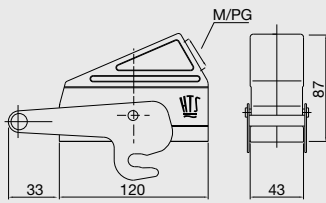

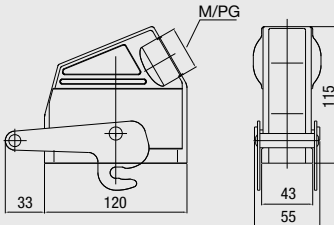
Baugröße/Size 8

Pulverbeschichtet, silbergrau
 K = korrosionsgeschützt, schwarz

Powder-coated, silver-grey
K = corrosion-resistant, black

Zentralbügel am Steckergehäuse/Central locking clip on hood

IP 65

| Bezeichnung Description | Metr. | PG | Bestelltext Designation | Bestell-Nr. Order No. | |
|---|-------|----|-----------------------------|---|--|
| Steckergehäuse: Kabeleingang seitlich, Standard Bauform Hood: Side entry, Standard construction   | M32 | 21 | HB-Z.24.STS-ZB.1.21.G | 1-1102316-3 | |
| | | 29 | HB-Z.24.STS-ZB.1.29.G | 1-1102319-3 | |
| | | | HB-Z.24.STS-ZB.1.M32.G | 1-1106465-9 | |
| | | | | Mit Korrosionsschutz With corrosion protection | |
| | M32 | 29 | HB-K/Z.24.STS-ZB.1.21.G | 2-1102316-3 | |
| | | | HB-K/Z.24.STS-ZB.1.M32.G | 1-1106465-5 | |
| Steckergehäuse: Kabeleingang seitlich, Hohe Bauform Hood: Side entry, High construction   | M32 | 21 | HD-Z.64.STS-ZB.1.21.G | 1-1103336-3 | |
| | | 29 | HD-Z.64.STS-ZB.1.29.G | 1-1103338-3 | |
| | | | HD-Z.64.STS-ZB.1.M32.G | 1-1106470-8 | |
| | | | | Mit Korrosionsschutz With corrosion protection | |
| | M32 | 29 | HD-K/Z.64.STS-ZB.1.29.G | 2-1103338-3 | |
| | | | HD-K/Z.64.STS-ZB.1.M32.G | 1-1106470-6 | |
| Steckergehäuse: Kabeleingang seitlich, Keilform Hood: Side entry, Standard construction   | M32 | 21 | HB-KF-Z.24.STS-ZB.1.21.G | 1-1102229-3 | |
| | | 29 | HB-KF-Z.24.STS-ZB.1.29.G | 1-1102232-3 | |
| | | | HB-KF-Z.24.STS-ZB.1.M32.G | 0-1106466-8 | |
| | | | | Mit Korrosionsschutz With corrosion protection | |
| | M32 | 29 | HB-KF/K-Z.24.STS-ZB.1.29.G | 2-1102232-3 | |
| | | | HB-KF/K-Z.24.STS-ZB.1.M32.G | 0-1106466-7 | |
| Steckergehäuse: Kabeleingang seitlich, Keilform Hood: Side entry, High construction   | M40 | 29 | HD-KF-Z.64.STS-ZB.1.29.G | 1-1102405-3 | |
| | | 36 | HD-KF-Z.64.STS-ZB.1.36.G | 1-1102408-3 | |
| | | | HD-KF-Z.64.STS-ZB.1.M40.G | 0-1106471-9 | |
| | | | | Mit Korrosionsschutz With corrosion protection | |
| | M40 | 36 | HD-KF/K-Z.64.STS-ZB.1.36.G | 2-1102408-3 | |
| | | | | | |

Passende Kabelverschraubungen ab Seite 188/Suitable Cable fittings from page 188

HB-Z.24, HB-K/Z.24, HD-Z.64, HD-K/Z.64 Gehäuse/Housings


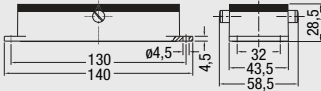
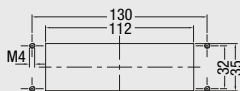

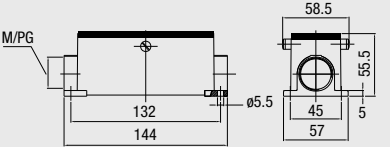

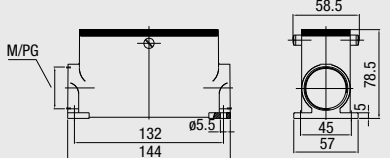
Baugröße/Size 8

Pulverbeschichtet, silbergrau
 K = korrosionsgeschützt, schwarz

Powder-coated, silver-grey
K = corrosion-resistant, black

Zentralbügel am Steckergehäuse/Central locking clip on hood

IP 65

| Bezeichnung Description | Metr. | PG | Bestelltext Designation | Bestell-Nr. Order No. |
|--|-------|---------------------------------|---|--|
| <p>Anbaugeschäuse: Kabeleingang unten, Standard Bauform <i>Surface mounted housing: Bottom entry, Standard construction</i></p>   <p>Montageausschnitt/Panel cut-out</p>  | | | <p>HB-Z.24.AG-ZVGR</p> <p>Mit Korrosionsschutz <i>With corrosion protection</i> HB-K/Z.24.AG-ZVGR</p> | <p>1-1102291-8</p> <p>2-1102291-8</p> |
| <p>Sockelgehäuse: Kabeleingang seitlich, Standard Bauform <i>Surface mounted housing: Side entry, Standard construction</i></p>   | 2xM25 | <p>21</p> <p>2x21</p> | <p>HB-Z.24.SG-ZVGR.1.21.Z</p> <p>HB-Z.24.SG-ZVGR.2.21.Z</p> <p>HB-Z.24.SG-ZVGR.2.M25.G</p> <p>Mit Korrosionsschutz <i>With corrosion protection</i> HB-K/Z.24.SG-ZVGR.1.21.Z</p> | <p>1-1102331-8</p> <p>1-1102333-8</p> <p>1-1106464-0</p> <p>2-1102331-8</p> |
| <p>Sockelgehäuse: Kabeleingang seitlich, Hohe Bauform <i>Surface mounted housing: Side entry, High construction</i></p>   | 2xM32 | <p>21</p> <p>29</p> <p>2x29</p> | <p>HD-Z.64.SG-ZVGR.1.21.Z</p> <p>HD-Z.64.SG-ZVGR.1.29.Z</p> <p>HD-Z.64.SG-ZVGR.2.29.Z</p> <p>HD-Z.64.SG-ZVGR.2.M32.G</p> <p>Mit Korrosionsschutz <i>With corrosion protection</i> HD-K/Z.64.SG-ZVGR.1.29.Z</p> <p>HD-K/Z.64.SG-ZVGR.2.29 Z</p> <p>HD-K/Z.64.SG-ZVGR.2.M32.G</p> | <p>1-1103346-8</p> <p>1-1103350-8</p> <p>1-1103352-8</p> <p>1-1106469-2</p> <p>2-1103350-8</p> <p>2-1103352-8</p> <p>1-1106469-0</p> |

Passende Kabelverschraubungen ab Seite 188/Suitable Cable fittings from page 188

HIP.24/64, HIP-K.24/64, EMV-K.24/64 Gehäuse/Housings

Baugröße/Size 8

HIP: Druckdicht, silbergrau, **HIP-K:** Korrosionsgeschützt, schwarz

EMV-K: Schutz gegen elektromagnetische Beeinflussung, druckdicht, korrosionsgeschützt, schwarz

HIP: Pressure-tight, silver-grey, **HIP-K:** Housings corrosion-resistant, black

EMV-K: Protection against electro-magnetic interference, pressure-tight, housings corrosion-resistant, black

Druckdicht bis ≤ 5 bar/pressure-tight up to 5 bar

IP 68

| Bezeichnung Description | Metr. | PG | Bestelltext Designation | Bestell-Nr. Order No. | |
|--|--|-----|---|---------------------------------------|-------------|
| <p>Steckergehäuse: Kabeleingang seitlich, Standard Bauform <i>Hood: Side entry, Standard construction</i></p> | M40 | 21 | HIP HIP.24/64.STS.1.21.G | 1-1102658-5 | |
| | | 29 | HIP.24/64.STS.1.29.G | 1-1102660-5 | |
| | | | HIP.24/64.STS.1.M40.G | 0-1106473-2 | |
| | M40 | 29 | HIP-K HIP-K.24/64.STS.1.29.G | 2-1102660-5 | |
| | | | HIP-K.24/64.STS.1.M40.G | 0-1106473-4 | |
| | | 29 | EMV-K EMV-K.24/64.STS.1.29.G | 4-1102755-5 | |
| | M25 | | EMV-K.24/64.STS.1.M25.G | 0-1102983-1 | |
| | | M32 | EMV-K.24/64.STS.1.M32.G | 0-1106461-8 | |
| | | M40 | EMV-K.24/64.STS.1.M40.G | 0-1106461-3 | |
| | <p>Steckergehäuse: Kabeleingang seitlich, Keilform <i>Hood: Side entry, Standard construction</i></p> | M40 | 29 | HIP HIP-KF.24/64.STS.1.29.G | 1-1102622-5 |
| 36 | | | HIP-KF.24/64.STS.1.36.G | 1-1102623-5 | |
| | | | HIP-KF.24/64.STS.1.M40.G | 0-1106474-1 | |
| M40 | | 29 | HIP-K HIP-KF/K.24/64.STS.1.29.G | 2-1102622-5 | |
| | | 36 | HIP-KF/K.24/64.STS.1.36.G | 2-1102623-5 | |
| | | | HIP-KF/K.24/64.STS.1.M40.G | 0-1106474-2 | |
| M40 | | 29 | EMV-K EMV-KF/K.24/64.STS.1.29.G | 4-1102732-5 | |
| | | 36 | EMV-KF/K.24/64.STS.1.36.G | 4-1102733-5 | |
| | | | EMV-KF/K.24/64.STS.1.M40.G | 0-1106462-2 | |
| <p>Steckergehäuse: Kabeleingang oben, Standard Bauform <i>Hood: Top entry, Standard construction</i></p> | | M40 | 21 | HIP HIP.24/64.STO.1.21.G | 1-1102662-5 |
| | | | 29 | HIP.24/64.STO.1.29.G | 1-1102664-5 |
| | | | | HIP.24/64.STO.1.M40.G | 0-1106473-1 |
| | 2xM32 M40 | 29 | HIP-K HIP-K.24/64.STO.1.29.G | 2-1102664-5 | |
| | | | HIP-K.24/64.STO.2.M32.G | 0-1102792-1 | |
| | | | HIP-K.24/64.STO.1.M40.G | 0-1106473-3 | |
| | M40 | 29 | EMV-K EMV-K.24/64.STO.1.29.G | 4-1102759-5 | |
| | | | EMV-K.24/64.STO.1.M40.G | 0-1106461-4 | |

Passende Kabelverschraubungen ab Seite 188/Suitable Cable fittings from page 188

HIP.24/64, HIP-K.24/64, EMV-K.24/64 Gehäuse/Housings

Baugröße/Size 8

HIP: Druckdicht, silbergrau, **HIP-K:** Korrosionsgeschützt, schwarz

EMV-K: Schutz gegen elektromagnetische Beeinflussung, druckdicht, korrosionsgeschützt, schwarz

HIP: Pressure-tight, silver-grey, **HIP-K:** Housings corrosion-resistant, black

EMV-K: Protection against electro-magnetic interference, pressure-tight, housings corrosion-resistant, black

Druckdicht bis ≤ 5 bar/pressure-tight up to 5 bar

IP 68

| Bezeichnung Description | Metr. | PG | Bestelltext Designation | Bestell-Nr. Order No. |
|--|-------|------------|--|--|
| <p>Anbaugehäuse: Kabeleingang unten, Standard Bauform <i>Surface mounted housing: Bottom entry, Standard construction</i></p> | | | <p>HIP HIP.24/64.AG</p> <p>HIP-K HIP-K.24/64.AG</p> <p>EMV-K EMV-K.24/64.AG</p> | <p>1-1102665-5</p> <p>2-1102665-5</p> <p>4-1102760-5</p> |
| <p>Anbaugehäuse: Kabeleingang unten, Standard Bauform <i>Surface mounted housing: Bottom entry, Standard construction</i></p> | | | <p>HIP HIP.24/64.AG.M6</p> <p>HIP-K HIP-K.24/64.AG.M6 HIP-K.24/64.AG.M6.D HIP-K-1.24/64.AG.M6.D</p> <p>EMV-K EMV-K.24/64.AG.M6</p> | <p>1-1102626-5</p> <p>2-1102626-5 2-1102628-5 0-1108533-1</p> <p>4-1102736-5</p> |
| <p>Sockelgehäuse: Kabeleingang seitlich, Standard Bauform <i>Surface mounted housing: Side entry, Standard construction</i></p> | 2xM40 | 29 2x29 | <p>HIP HIP.24/64.SG.1.29.G HIP.24/64.SG.2.29.G HIP.24/64.SG.2.M40.G</p> <p>HIP-K HIP-K.24/64.SG.1.29.G HIP-K.24/64.SG.2.29.G HIP-K.24/64.SG.2.M40.G</p> <p>EMV-K EMV-K.24/64.SG.1.29.G EMV-K.24/64.SG.2.29.G EMV-K.24/64.SG.2.M40.G</p> | <p>1-1102624-5 1-1102625-5 0-1106472-1</p> <p>5-1102624-5 2-1102625-5 0-1106472-2</p> <p>4-1102734-5 4-1102735-5 0-1106460-2</p> |
| <p>Schutzkappe für Gehäuse-Unterteile <i>Protective covers housings</i></p> | | | <p>HIP HIP/EMV.24/64.SKB</p> <p>HIP-K/EMV-K HIP-K/EMV-K.24/64.SKB</p> | <p>3-1106204-5</p> <p>4-1106204-5</p> |

Passende Kabelverschraubungen ab Seite 188/Suitable Cable fittings from page 188

HA.48 Kontakteinsätze/Contact inserts

Baugröße/Size 9

Schraubanschluss, Federzug-Anschluss,
Crimpschluss für gedrehte HE/HA Crimpkontakte

**Kontaktzahlen
No. of contacts**

*Screw terminal, Spring Clamp terminal,
Crimp terminal for screw machined HE/HA crimp contacts*

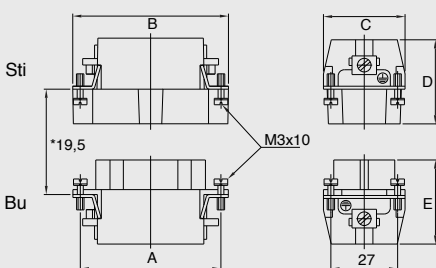
(3 x 16) **48** +

250 V/16 A


| Bezeichnung Description | Bestelltext Designation | Bestell-Nr./Order No. | | | | | | | | | | | | | |
|---|--|--|--|----|----|---|----|------|------|----|----|----|--|--|--|
| | | Stifteinsatz Male insert | Buchseinsatz Female insert | | | | | | | | | | | | |
| <p>Stifteinsatz/Male insert</p> <p>Schraubanschluss/Screw terminal</p> | <p>HA.16.Sti.S.B 1-16 HA.16.Sti.S.B 17-32 HA.16.Sti.S.B 33-48</p> | <p>1-1103416-1 1-1103416-7 1-1103416-8</p> | | | | | | | | | | | | | |
| <p>Buchseinsatz/Female insert</p> | | | <p>1-1103417-1 1-1103417-7 1-1103417-8</p> | | | | | | | | | | | | |
| <p>Federzug-Anschluss/Spring Clamp terminal</p> | <p>HA.16.Sti.SC.B 1-16 HA.16.Sti.SC.B 17-32 HA.16.Sti.SC.B 33-48</p> | <p>7-1103416-1 7-1103416-7 7-1103416-8</p> | | | | | | | | | | | | | |
| <p>Buchseinsatz/Female insert</p> | | | <p>7-1103417-1 7-1103417-7 7-1103417-8</p> | | | | | | | | | | | | |
| <p>Crimpschluss/Crimp terminal</p> | <p>HA.16.Sti.C.B 1-16 HA.16.Sti.C.B 17-32 HA.16.Sti.C.B 33-48</p> | <p>2-1103416-3 2-1103416-7 2-1103416-8</p> | | | | | | | | | | | | | |
| <p>Buchseinsatz/Female insert</p> | <p>HA.16.Bu.C.B 1-16 HA.16.Bu.C.B 17-32 HA.16.Bu.C.B 33-48</p> | | <p>2-1103417-3 2-1103417-7 2-1103417-8</p> | | | | | | | | | | | | |
| <p>Maße/Dimensions</p> <table border="1"> <tr> <td></td> <td>A</td> <td>B</td> <td>C</td> <td>D</td> <td>E</td> </tr> <tr> <td>mm</td> <td>77,5</td> <td>83,5</td> <td>33</td> <td>34</td> <td>35</td> </tr> </table> | | A | B | C | D | E | mm | 77,5 | 83,5 | 33 | 34 | 35 | | | |
| | A | B | C | D | E | | | | | | | | | | |
| mm | 77,5 | 83,5 | 33 | 34 | 35 | | | | | | | | | | |

Passende Crimpkontakte siehe Seite 37, Passende Crimpwerkzeuge siehe Seite 37
Suitable Crimp contacts see page 37, Suitable Crimping tools see page 37

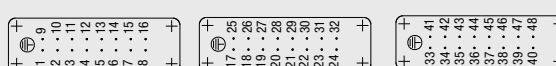
Maßbild mm/Dimensions mm



**Anschlußseite Stift
Contact arrangement Male insert**



**Anschlußseite Buchse
Contact arrangement Female insert**



HA.48 Gehäuse/Housings

Baugröße/Size 9

Pulverbeschichtet, silbergrau

Powder-coated, silver-grey

Längsbügel am Unterteil/Side clip at housing bottom

IP 65

| Bezeichnung Description | Metr. | PG | Bestelltext Designation | Bestell-Nr. Order No. |
|---|-------|----|---|----------------------------|
| <p>Steckergehäuse: Kabeleingang seitlich, Standard Bauform <i>Hood:</i> Side entry, Standard construction</p> | M32 | 29 | HA.48.STS-GR.1.29.G HA.48.STS-GR.1.M32.G | 1-1102172-7 0-1102877-1 |
| <p>Steckergehäuse: Kabeleingang oben, Standard Bauform <i>Hood:</i> Top entry, Standard construction</p> | M32 | 29 | HA.48.STO-GR.1.29.G HA.48.STO-GR.1.M32.G | 1-1102175-7 0-1102877-2 |
| <p>Anbaugehäuse: Kabeleingang unten <i>Surface mounted housing:</i> Bottom en</p> | | | HA.48.AG-LB | 1-1102176-2 |
| <p>Anbaugehäuse: Kabeleingang unten <i>Surface mounted housing with covers:</i> Bottom entry</p> | | | HA.48.AGD-LB | 1-1102177-2 |

Passende Kabelverschraubungen ab Seite 188/Suitable Cable fittings from page 188

HA.48 Gehäuse/Housings

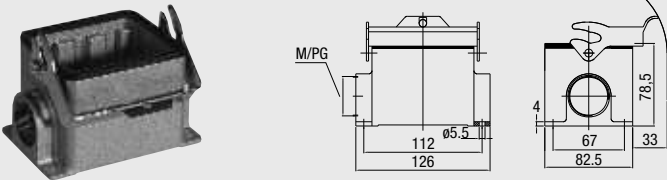
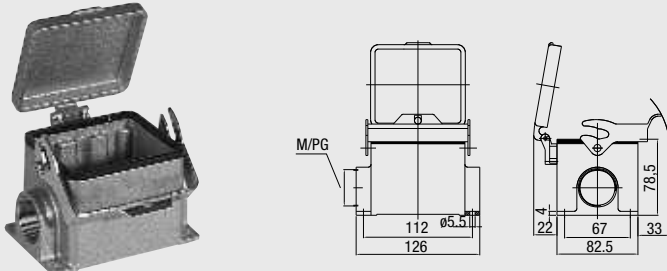
Baugröße/Size 9

Pulverbeschichtet, silbergrau

Powder-coated, silver-grey

Längsbügel am Unterteil/Side clip at housing bottom

IP 65

| Bezeichnung Description | Metr. | PG | Bestelltext Designation | Bestell-Nr. Order No. |
|---|--------------|------------|--|--|
| <p>Sockelgehäuse: Kabeleingang seitlich, Standard Bauform <i>Surface mounted housing: Side entry, Standard construction</i></p>  | | 29 2x29 | HA.48.SG-LB.1.29.Z HA.48.SG-LB.2.29.Z | 1-1102179-2 1-1102181-2 |
| <p>Sockelgehäuse: Kabeleingang seitlich, Standard Bauform <i>Surface mounted housing: Side entry, Standard construction</i></p>  | M32 2xM32 | 29 2x29 | HA.48.SGD-LB.1.29.Z HA.48.SGD-LB.2.29.Z HA.48.SGD-LB.1.M32.G HA.48.SGD-LB.2.M32.G | 1-1102183-2 1-1102185-2 0-1102879-1 0-1102879-2 |

Passende Kabelverschraubungen ab Seite 188/Suitable Cable fittings from page 188

HE.32 Kontakteinsätze/Contact inserts

Baugröße/Size 10

Schraubanschluss, Federzug-Anschluss,
Crimpanschluss für gedrehte HE Crimpkontakte

**Kontaktzahlen
No. of contacts**

*Screw terminal, Spring Clamp terminal,
Crimp terminal for screw machined HE crimp contacts*

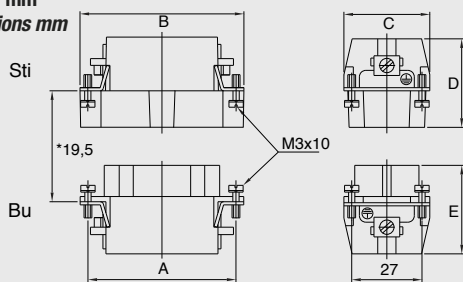
(2 x 16) **32 +**

400 V/16 A

| Bezeichnung Description | Bestelltext Designation | Bestell-Nr./Order No. | | | | | | | | | | | | | |
|---|---|------------------------------------|------------------------------------|----|----|---|----|------|------|----|----|----|--|--|--|
| | | Stifteinsatz Male insert | Buchseinsatz Female insert | | | | | | | | | | | | |
| <p>Stifteinsatz/Male insert</p> <p>Schraubanschluss/Screw terminal</p> | <p>HE.16.Sti.S.B 1-16 HE.16.Sti.S.B 17-32</p> | <p>1-1103638-1 1-1103638-9</p> | | | | | | | | | | | | | |
| <p>Buchseinsatz/Female insert</p> | <p>HE.16.Bu.S.B 1-16 HE.16.Bu.S.B 17-32</p> | | <p>1-1103639-1 1-1103639-9</p> | | | | | | | | | | | | |
| <p>Federzug-Anschluss/Spring Clamp terminal</p> | <p>HE.16.STI.SC.B 1-16 HE.16.STI.SC.B.17-32</p> | <p>7-1103638-1 7-1103638-9</p> | | | | | | | | | | | | | |
| <p>Buchseinsatz/Female insert</p> | <p>HE.16.BU.SC.B 1-16 HE.16.BU.SC.B.17-32</p> | | <p>7-1103639-1 7-1103639-9</p> | | | | | | | | | | | | |
| <p>Crimpanschluss/Crimp terminal</p> | <p>HE.16.Sti.C.B 1-16 HE.16.Sti.C.B 17-32</p> | <p>2-1103638-3 2-1103638-9</p> | | | | | | | | | | | | | |
| <p>Buchseinsatz/Female insert</p> | <p>HE.16.Bu.C.B 1-16 HE.16.Bu.C.B 17-32</p> | | <p>2-1103639-3 2-1103639-9</p> | | | | | | | | | | | | |
| <p>Maße/Dimensions</p> <table border="1"> <tr> <td></td> <td>A</td> <td>B</td> <td>C</td> <td>D</td> <td>E</td> </tr> <tr> <td>mm</td> <td>77,5</td> <td>83,5</td> <td>33</td> <td>34</td> <td>35</td> </tr> </table> | | A | B | C | D | E | mm | 77,5 | 83,5 | 33 | 34 | 35 | | | |
| | A | B | C | D | E | | | | | | | | | | |
| mm | 77,5 | 83,5 | 33 | 34 | 35 | | | | | | | | | | |

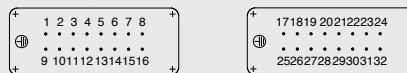
Passende Crimpkontakte siehe Seite 37, Passende Crimpwerkzeuge siehe Seite 37
Suitable Crimp contacts see page 37, Suitable Crimping tools see page 37

Maßbild mm
Dimensions mm



*Abstand für sichere Kontaktgabe max. 21 mm

Anschlußseite Stift
Contact arrangement Male insert



Anschlußseite Buchse
Contact arrangement Female insert



HSB.12/35 Kontakteinsätze/Contact inserts

Baugröße/Size 10

Schraubanschluss



Kontaktzahlen

No. of contacts

Screw terminal

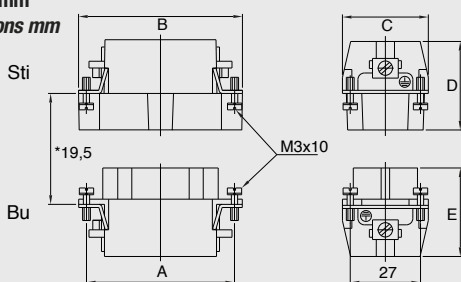
(2 x 6) **12 +**

400 V/35 A

| Bezeichnung Description | Bestelltext Designation | Bestell-Nr./Order No. | |
|--|--|---------------------------------------|---------------------------------------|
| | | Stifteinsatz Male insert | Buchseinsatz Female insert |
| <p>Stifteinsatz/Male insert</p> <p>Schraubanschluss/Screw terminal</p>  | <p>HSB.6/35.Sti.S 1-6</p> <p>HSB.6/35.Sti.S 7-12</p> | <p>1-1104204-1</p> <p>1-1104206-1</p> | |
| <p>Buchseinsatz/Female insert</p>  | <p>HSB.6/35.Bu.S 1-6</p> <p>HSB.6/35.Bu.S 7-12</p> | | <p>1-1104205-1</p> <p>1-1104207-1</p> |

| Maße/Dimensions | A | B | C | D | E |
|-----------------|------|------|----|----|------|
| mm | 77,5 | 83,5 | 33 | 33 | 33,5 |

Maßbild mm
Dimensions mm



Anschlußseite Stift
Contact arrangement Male insert



Anschlußseite Buchse
Contact arrangement Female insert



HN.D.80/HN.2D.144 Kontakteinsätze/Contact inserts

Baugröße/Size 10

Crimpanschluss für gedrehte HN.D Crimpkontakte

Kontaktzahlen

No. of contacts

Crimp terminal for screw machined HN.D crimp contacts

(2 x 40/2 x 72) **80/144** +

250 V/10 A

| Bezeichnung Description | Bestelltext Designation | Bestell-Nr./Order No. | |
|--|--|-----------------------------|-------------------------------|
| | | Stifteinsatz Male insert | Buchseinsatz Female insert |
| <p>Stifteinsatz/Male insert</p> <p>Crimpanschluss/Crimp terminal</p> | 2xHN.D.40.Sti.C | 2-1103110-3 | |
| <p>Buchseinsatz/Female insert</p> | 2xHN.D.40.BU.C | | 2-1103111-3 |
| <p>Crimpanschluss/Crimp terminal</p> | HN.2D.72.Sti.C.B 1-72 HN.2D.72.Sti.C.B 73-144 | 2-1103208-3 2-1103209-3 | |
| | HN.2D.72.Bu.C.B 1-72 HN.2D.72.Bu.C.B 73-144 | | 2-1103212-3 2-1103213-3 |

HN.D.80

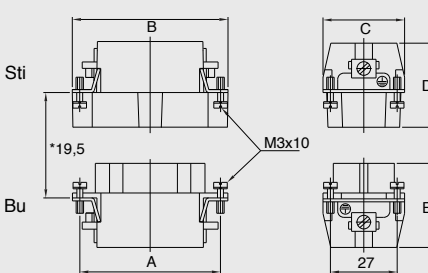
| Maße/Dimensions | A | B | C | D | E |
|-----------------|------|------|----|----|----|
| mm | 77,5 | 84,5 | 33 | 35 | 35 |

HN.2D.144

| Maße/Dimensions | A | B | C | D | E |
|-----------------|------|------|----|------|----|
| mm | 77,5 | 83,5 | 34 | 36,5 | 37 |

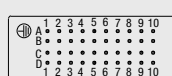
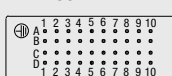
Passende Crimpkontakte siehe Seite 34, Passende Crimpwerkzeuge siehe Seite 34
 Suitable Crimp contacts see page 34, Suitable Crimping tools see page 34

Maßbild mm/Dimensions mm




Anschlußseite Stift/Contact arrangement Male insert

HN.D.80

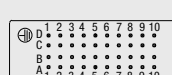



HN.2D.144





Anschlußseite Buchse/Contact arrangement Female insert

HN.D.80



HN.2D.144



*Abstand für sichere Kontaktgabe max. 21 mm

HD.80 Kontakteinsätze/Contact inserts

Baugröße/Size 10



Crimpschluss für gestanzte HD.M Crimpkontakte

**Kontaktzahlen
No. of contacts**

Crimp terminal for stamped HD.M crimp contacts

(2 x 40) **80 +**

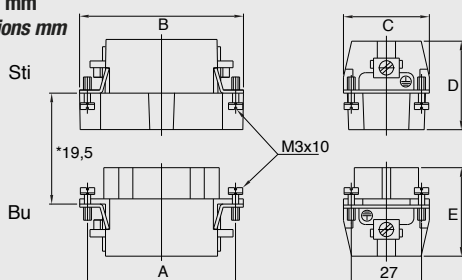
250 V/10 A

| Bezeichnung Description | Bestelltext Designation | Bestell-Nr./Order No. | |
|--|----------------------------|-----------------------------|-------------------------------|
| | | Stifteinsatz Male insert | Buchseinsatz Female insert |
| <p>Stifteinsatz/Male insert</p> <p>Schraubanschluss/Screw terminal</p>  | 2xHD.40.Sti.C | 2-1103012-3 | |
| <p>Buchseinsatz/Female insert</p>  | 2xHD.40.Bu.C | | 2-1103013-3 |

| Maße/Dimensions | A | B | C | D | E |
|-----------------|------|------|----|----|----|
| mm | 77,5 | 84,5 | 33 | 35 | 35 |

Passende Crimpkontakte siehe Seite 35, Passende Crimpwerkzeuge siehe Seite 35
 Suitable Crimp contacts see page 35, Suitable Crimping tools see page 35

Maßbild mm
 Dimensions mm

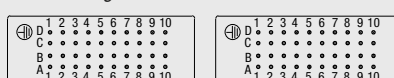


*Abstand für sichere Kontaktgabe max. 21 mm

Anschlußseite Stift
 Contact arrangement Male insert



Anschlußseite Buchse
 Contact arrangement Female insert



Modul Halterahmen/Module Fixing Frame

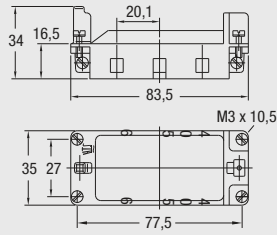
Baugröße/Size 10

**Bezeichnung
Description**

**Bestelltext
Designation**

**Bestell-Nr./Order No.
Oberteil
Top part** **Unterteil
Bottom part**

Halterahmen/Fixing frame

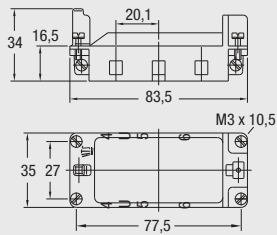
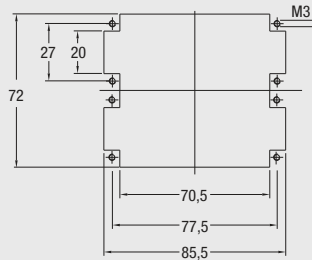


MDL2-GR.0-6/B.1-3
MDL2-GR.0-6/B.4-6

0-1108782-1
0-1108782-4

Für Modul MDL Seite 194–203
For module MDL page 194–203

Montageausschnitt/Panel cut-out

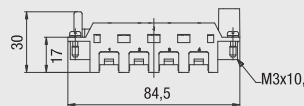


MDL2-GR.U-6/B.1-3
MDL2-GR.U-6/B.4-6

0-1108782-2
0-1108782-5

Für Modul MDL Seite 194–203
For module MDL page 194–203

Halterahmen/Fixing frame

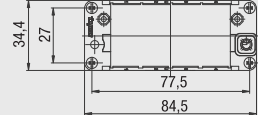


HVS-R.0 1-4
HVS-R.U 1-4

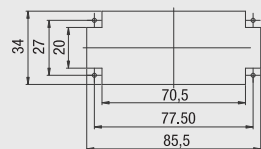
0-1103250-3

0-1103250-4

Für Modul HVS Seite 204–212
For module HVS page 204–212



Montageausschnitt/Panel cut-out



HB.32, HB-K.32 Gehäuse/Housings

Baugröße/Size 10

Pulverbeschichtet, silbergrau
 K = korrosionsgeschützt, schwarz

Powder-coated, silver-grey
K = corrosion-resistant, black

Verschlussbügel am Unterteil/Locking clip at housing bottom

IP 65

| Bezeichnung Description | Metr. | PG | Bestelltext Designation | Bestell-Nr. Order No. |
|---|-------|----|--|----------------------------|
| <p>Steckergehäuse: Kabeleingang seitlich, Standard Bauform <i>Hood:</i> Side entry, Standard construction</p> | M40 | 29 | HB.32.STS.1.29.G HB.32.STS.1.M40.G Mit Korrosionsschutz With corrosion protection | 1-1102348-6 0-1106477-4 |
| <p>Steckergehäuse: Kabeleingang oben, Standard Bauform <i>Hood:</i> Top entry, Standard construction</p> | M40 | 29 | HB.32.STO.1.29.G HB.32.STO.1.M40.G Mit Korrosionsschutz With corrosion protection | 1-1102351-6 0-1106477-1 |
| <p>Anbaugeschäuse: Kabeleingang unten, Standard Bauform <i>Surface mounted housing:</i> Bottom entry, Standard construction</p> | M40 | 29 | HB.32.AG-VS Mit Korrosionsschutz With corrosion protection | 1-1102352-1 |
| | | | HB-K.32.AG-VS | 2-1102352-1 |

Passende Kabelverschraubungen ab Seite 188/Suitable Cable fittings from page 188

HB.32, HB-K.32 Gehäuse/Housings

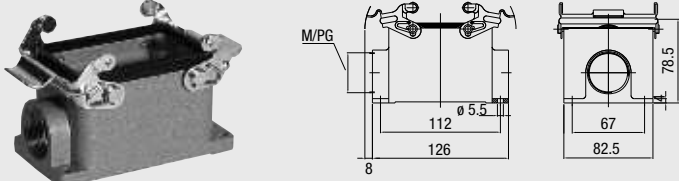
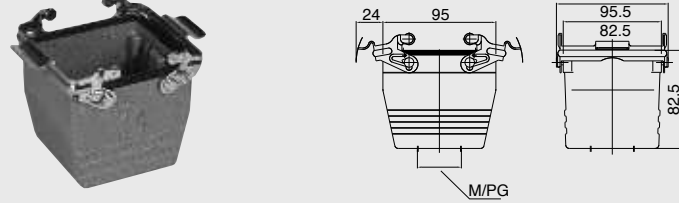
Baugröße/Size 10

Pulverbeschichtet, silbergrau
 K = korrosionsgeschützt, schwarz

Powder-coated, silver-grey
K = corrosion-resistant, black

Verschlussbügel am Unterteil/Locking clip at housing bottom

IP 65

| Bezeichnung Description | Metr. | PG | Bestelltext Designation | Bestell-Nr. Order No. |
|---|-------|------------|---|---|
| <p>Sockelgehäuse: Kabeleingang seitlich, Standard Bauform <i>Surface mounted housing: Side entry, Standard construction</i></p>  | 2xM32 | 29 2x29 | HB.32.SG-VS.1.29.Z HB.32.SG-VS.2.29.Z HB.32.SG-VS.2.M32.Z Mit Korrosionsschutz <i>With corrosion protection</i> | 1-1102354-1 1-1102356-1 0-1106476-4 |
| <p>Kupplungsgehäuse: Kabeleingang unten, Standard Bauform <i>Cable-to-cable hood: Bottom entry, Standard construction</i></p>  | M40 | 29 | HB.32.KDO-VS.1.29.G HB.32.KDO-VS.1.M40.G | 1-1102359-1 0-1106475-2 |

Passende Kabelverschraubungen ab Seite 188/Suitable Cable fittings from page 188

HB.32, HB-K.32 Gehäuse/Housings

Baugröße/Size 10

Pulverbeschichtet, silbergrau
K = korrosionsgeschützt, schwarz

Powder-coated, silver-grey
K = corrosion-resistant, black

Verschlussbügel am Oberteil/Locking clip on hood

IP 65

| Bezeichnung Description | Metr. | PG | Bestelltext Designation | Bestell-Nr. Order No. |
|---|-------|------------|---|---|
| <p>Steckergehäuse: Kabeleingang seitlich, Standard Bauform Hood: Side entry, Standard construction</p> | M40 | 29 | HB.32.STS-VS.1.29.G HB.32.STS-VS.1.M40.G | 1-1102348-1 0-1106477-6 |
| | M40 | | Mit Korrosionsschutz With corrosion protection HB-K.32.STS-VS.1.M40.G | 1-1106477-2 |
| <p>Anbaugehäuse: Kabeleingang unten, Standard Bauform Surface mounted housing: Bottom entry, Standard construction</p> | | | HB.32.AGD | 1-1102360-6 |
| | | | Mit Korrosionsschutz With corrosion protection HB-K.32.AGD | 2-1102360-6 |
| <p>Sockelgehäuse: Kabeleingang seitlich, Standard Bauform Surface mounted housing: Side entry, Standard construction</p> | 2xM32 | 29 2x29 | HB.32.SGD.1.29.Z HB.32.SGD.2.29.Z HB.32.SGD.2.M32.Z | 1-1102362-6 1-1102364-6 0-1106476-1 |
| | 2xM32 | | Mit Korrosionsschutz With corrosion protection HB-K.32.SGD.2.M32.Z | 0-1106476-5 |

Passende Kabelverschraubungen ab Seite 188/Suitable Cable fittings from page 188

HB.32, HB-K.32 Gehäuse/Housings

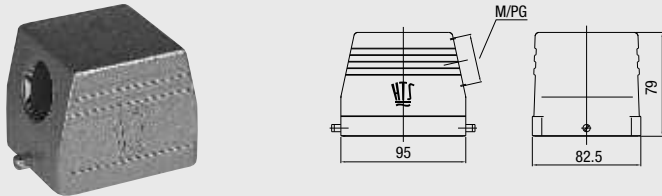
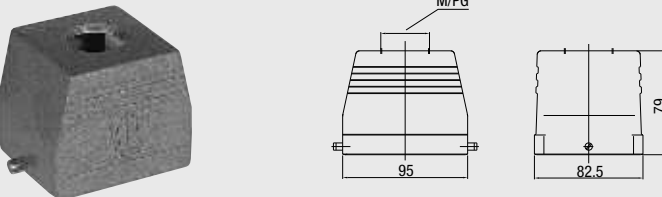
Baugröße/Size 10

Pulverbeschichtet, silbergrau
K = korrosionsgeschützt, schwarz

Powder-coated, silver-grey
K = corrosion-resistant, black

Längsbügel am Unterteil/Side clip at housing bottom

IP 65

| Bezeichnung Description | Metr. | PG | Bestelltext Designation | Bestell-Nr. Order No. |
|---|-------|----|--|----------------------------|
| Steckergehäuse: Kabeleingang seitlich, Standard Bauform Hood: Side entry, Standard construction  | M40 | 29 | HB.32.STS-GR.1.29.G HB.32.STS-GR.1.M40.G Mit Korrosionsschutz With corrosion protection | 1-1102348-7 0-1106477-5 |
| | M40 | 29 | HB-K.32.STS-GR.1.29.G HB-K.32.STS-GR.1.M40.G | 2-1102348-7 1-1106477-1 |
| Steckergehäuse: Kabeleingang oben, Standard Bauform Hood: Top entry, Standard construction  | M40 | 29 | HB.32.STO-GR.1.29.G HB.32.STO-GR.1.M40.G Mit Korrosionsschutz With corrosion protection | 1-1102351-7 0-1106477-2 |
| | M40 | 29 | HB-K.32.STO-GR.1.29.G HB-K.32.STO-GR.1.M40.G | 2-1102351-7 0-1106477-8 |

Passende Kabelverschraubungen ab Seite 188/Suitable Cable fittings from page 188

HB.16, HB-K.16 Gehäuse/Housings

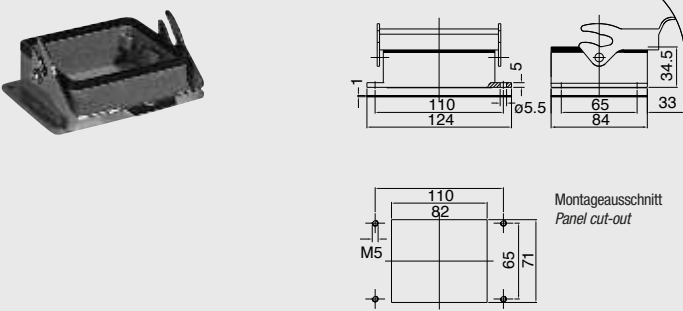
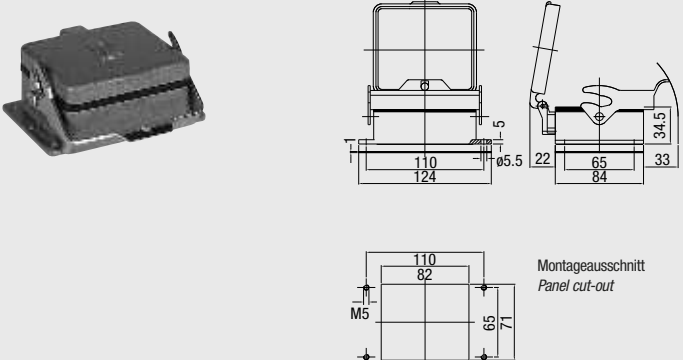
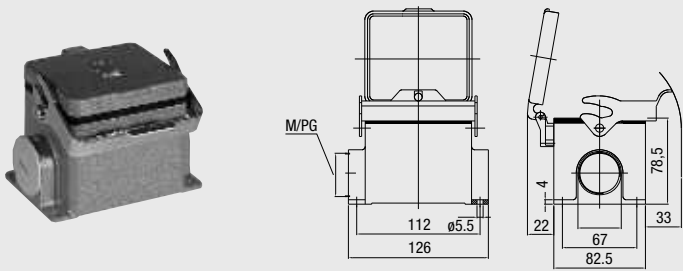
Baugröße/Size 10

Pulverbeschichtet, silbergrau
 K = korrosionsgeschützt, schwarz

Powder-coated, silver-grey
K = corrosion-resistant, black

Verschlussbügel am Unterteil/Locking clip at housing bottom

IP 65

| Bezeichnung Description | Metr. | PG | Bestelltext Designation | Bestell-Nr. Order No. |
|---|--------------|-----------|---|---|
| <p>Anbaugehäuse: Kabeleingang unten, Standard Bauform <i>Surface mounted housing: Bottom entry, Standard construction</i></p>  | | | <p>HB.32.AG-LB Mit Korrosionsschutz <i>With corrosion protection</i> HB-K.32.AG-LB</p> | <p>1-1102352-2 2-1102352-2</p> |
| <p>Anbaugehäuse: Kabeleingang unten, Standard Bauform <i>Surface mounted housing: Bottom entry, Standard construction</i></p>  | | | <p>HB.32.AGD-LB Mit Korrosionsschutz <i>With corrosion protection</i> HB-K.32.AGD-LB</p> | <p>1-1102360-2 2-1102360-2</p> |
| <p>Sockelgehäuse: Kabeleingang seitlich, Standard Bauform <i>Surface mounted housing: Side entry, Standard construction</i></p>  | <p>2xM32</p> | <p>29</p> | <p>HB.32.SGD-LB.1.29.Z HB.32.SGD-LB.2.M32.Z</p> | <p>1-1102362-2 0-1106476-2</p> |

Passende Kabelverschraubungen ab Seite 188/Suitable Cable fittings from page 188

HB-Z.32, HB-K/Z.32 Gehäuse/Housings

Baugröße/Size 10

Pulverbeschichtet, silbergrau
 K = korrosionsgeschützt, schwarz

Powder-coated, silver-grey
K = corrosion-resistant, black

Zentralbügel am Steckergehäuse/Central locking clip on hood

IP 65

| Bezeichnung Description | Metr. | PG | Bestelltext Designation | Bestell-Nr. Order No. | |
|--|-------|------------|--|---|----------------------------|
| Steckergehäuse: Kabeleingang seitlich, Standard Bauform Hood: Side entry, Standard construction | M40 | 29 | HB-Z.32.STS-ZB.1.29.G HB-Z.32.STS-ZB.1.M40.G | 1-1102348-3 1-1106477-6 | |
| | | | | Mit Korrosionsschutz With corrosion protection | 2-1102348-3 1-1106477-4 |
| Anbaugehäuse: Kabeleingang unten, Standard Bauform Surface mounted housing: Bottom entry, Standard construction | M40 | 29 | HB-Z.32.AG-ZVGR | 1-1102352-8 | |
| | | | | Mit Korrosionsschutz With corrosion protection | 2-1102352-8 |
| <p>Montageausschnitt Panel cut-out</p> | | | HB-K/Z.32.AG-ZVGR | | |
| Sockelgehäuse: Kabeleingang seitlich, Standard Bauform Surface mounted housing: Side entry, Standard construction | M40 | 29 2x29 | HB-Z.32.SG-ZVGR.1.29.Z HB-Z.32.SG-ZVGR.2.29.Z | 1-1102354-8 1-1102356-8 | |
| | | | | | |

Passende Kabelverschraubungen ab Seite 188/Suitable Cable fittings from page 188

HA.64 Kontakteinsätze/Contact inserts

Baugröße/Size 11







Schraubanschluss, Federzug-Anschluss,
Crimpanschluss für gedrehte HE Crimpkontakte

Kontaktzahlen
No. of contacts

*Screw terminal, Spring Clamp terminal,
Crimp terminal for screw machined HE crimp contacts*

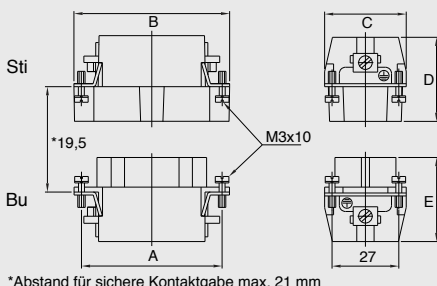
(4 x 16) **64** +

250 V/16 A

| Bezeichnung Description | Bestelltext Designation | Bestell-Nr./Order No. | | | | | | | | | | | |
|---|--|---|---|----|---|------|------|----|----|----|--|--|--|
| | | Stifteinsatz Male insert | Buchseinsatz Female insert | | | | | | | | | | |
| <p>Stifteinsatz/Male insert</p> <p>Schraubanschluss/Screw terminal</p>  | <p>HA.16.Sti.S.B 1-16</p> <p>HA.16.Sti.S.B 17-32</p> <p>HA.16.Sti.S.B 33-48</p> <p>HA.16.Sti.S.B 49-64</p> | <p>1-1103416-1</p> <p>1-1103416-7</p> <p>1-1103416-8</p> <p>1-1103416-9</p> | | | | | | | | | | | |
| <p>Buchseinsatz/Female insert</p>  | <p>HA.16.Bu.S.B 1-16</p> <p>HA.16.Bu.S.B 17-32</p> <p>HA.16.Bu.S.B 33-48</p> <p>HA.16.Bu.S.B 49-64</p> | | <p>1-1103417-1</p> <p>1-1103417-7</p> <p>1-1103417-8</p> <p>1-1103417-9</p> | | | | | | | | | | |
| <p>Federzug-Anschluss/Spring Clamp terminal</p>  | <p>HA.16.Sti.SC.B 1-16</p> <p>HA.16.Sti.SC.B 17-32</p> <p>HA.16.Sti.SC.B 33-48</p> <p>HA.16.Sti.SC.B 49-64</p> | <p>7-1103416-1</p> <p>7-1103416-7</p> <p>7-1103416-8</p> <p>7-1103416-9</p> | | | | | | | | | | | |
| <p>Buchseinsatz/Female insert</p>  | <p>HA.16.Bu.SC.B 1-16</p> <p>HA.16.Bu.SC.B 17-32</p> <p>HA.16.Bu.SC.B 33-48</p> <p>HA.16.Bu.SC.B 49-64</p> | | <p>7-1103417-1</p> <p>7-1103417-7</p> <p>7-1103417-8</p> <p>7-1103417-9</p> | | | | | | | | | | |
| <p>Crimpanschluss/Crimp terminal</p>  | <p>HA.16.Sti.C.B 1-16</p> <p>HA.16.Sti.C.B 17-32</p> <p>HA.16.Sti.C.B 33-48</p> <p>HA.16.Sti.C.B 49-64</p> | <p>2-1103416-3</p> <p>2-1103416-7</p> <p>2-1103416-8</p> <p>2-1103416-9</p> | | | | | | | | | | | |
| <p>Buchseinsatz/Female insert</p>  | <p>HA.16.Bu.C.B 1-16</p> <p>HA.16.Bu.C.B 17-32</p> <p>HA.16.Bu.C.B 33-48</p> <p>HA.16.Bu.C.B 49-64</p> | | <p>2-1103417-3</p> <p>2-1103417-7</p> <p>2-1103417-8</p> <p>2-1103417-9</p> | | | | | | | | | | |
| <p>Maße/Dimensions</p> <table border="1"> <tr> <td>A</td> <td>B</td> <td>C</td> <td>D</td> <td>E</td> </tr> <tr> <td>77,5</td> <td>83,5</td> <td>33</td> <td>34</td> <td>35</td> </tr> </table> <p>mm</p> | A | B | C | D | E | 77,5 | 83,5 | 33 | 34 | 35 | | | |
| A | B | C | D | E | | | | | | | | | |
| 77,5 | 83,5 | 33 | 34 | 35 | | | | | | | | | |

Passende Crimpkontakte siehe Seite 37, Passende Crimpwerkzeuge siehe Seite 37
Suitable Crimp contacts see page 37, Suitable Crimping tools see page 37

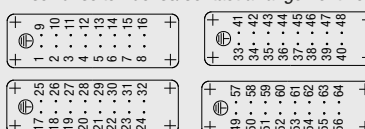
Maßbild mm/Dimensions mm



Anschlußseite Stift/Contact arrangement Male insert



Anschlußseite Buchse/Contact arrangement Female insert



HA.64 Gehäuse/Housings

Baugröße/Size 11

Pulverbeschichtet, silbergrau

Powder-coated, silver-grey

Längsbügel am Unterteil/Side clip at housing bottom

IP 65

| Bezeichnung Description | Metr. | PG | Bestelltext Designation | Bestell-Nr. Order No. |
|--|-------|--------------------------|--|--|
| <p>Steckergehäuse: Kabeleingang seitlich, Standard Bauform <i>Hood: Side entry, Standard construction</i></p> | M50 | 29 36 42 | HA.64.STS-GR.1.29.G HA.64.STS-GR.1.36.G HA.64.STS-GR.1.42.G HA.64.STS-GR.1.M50.G | 1-1102002-7 1-1102005-7 1-1102008-7 0-1106480-2 |
| <p>Steckergehäuse: Kabeleingang oben, Standard Bauform <i>Hood: Top entry, Standard construction</i></p> | M50 | 29 36 42 | HA.64.STO-GR.1.29.G HA.64.STO-GR.1.36.G HA.64.STO-GR.1.42.G HA.64.STO-GR.1.M50.G | 1-1102027-7 1-1102030-7 1-1102033-7 0-1106480-1 |
| <p>Anbaugehäuse: Kabeleingang unten, Standard Bauform <i>Surface mounted housing: Bottom entry, Standard construction</i></p> | | | HA.64.AGD-LB | 1-1102009-2 |
| <p>Sockelgehäuse: Kabeleingang seitlich, Standard Bauform <i>Surface mounted housing: Side entry, Standard construction</i></p> | 2xM40 | 29 2x29 36 2x36 | HA.64.SGD-LB.1.29.Z HA.64.SGD-LB.2.29.Z HA.64.SGD-LB.1.36.Z HA.64.SGD-LB.2.36.Z HA.64.SGD-LB.2.M40.Z | 1-1102011-2 1-1102013-2 1-1102015-2 1-1102017-2 01106479-1 |

Passende Kabelverschraubungen ab Seite 188/Suitable Cable fittings from page 188

HE.48 Kontakteinsätze/Contact inserts

Baugröße/Size 12

Schraubanschluss, Federzug-Anschluss,
Crimpanschluss für gedrehte HE Crimpkontakte

**Kontaktzahlen
No. of contacts**

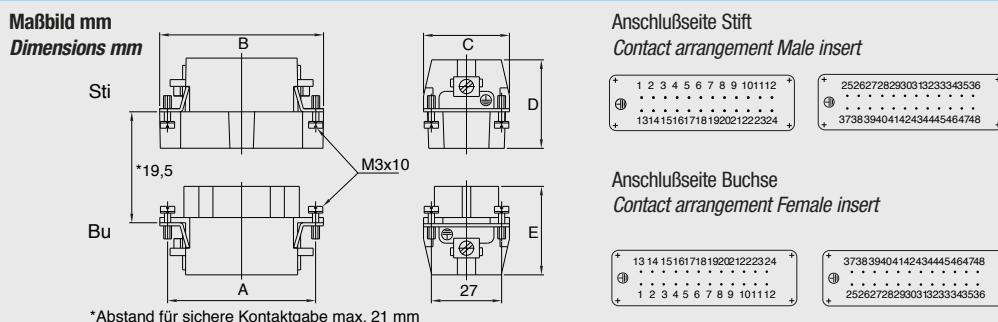
*Screw terminal, Spring Clamp terminal,
Crimp terminal for screw machined HE crimp contacts*

(2 x 24) **48+**

400 V/16 A

| Bezeichnung Description | Bestelltext Designation | Bestell-Nr./Order No. | | | | | | | | | | | |
|--|---|------------------------------------|------------------------------------|----|---|-----|-----|----|----|----|--|--|--|
| | | Stifteinsatz Male insert | Buchseinsatz Female insert | | | | | | | | | | |
| <p>Stifteinsatz/Male insert</p> <p>Schraubanschluss/Screw terminal</p> | <p>HE.24.Sti.S.B 1-24 HE.24.Sti.S.B 25-48</p> | <p>1-1103640-1 1-1103640-9</p> | | | | | | | | | | | |
| <p>Buchseinsatz/Female insert</p> | <p>HE.24.Bu.S.B 1-24 HE.24.Bu.S.B 25-48</p> | | <p>1-1103641-1 1-1103641-9</p> | | | | | | | | | | |
| <p>Federzug-Anschluss/Spring Clamp terminal</p> | <p>HE.24.Sti.SC.B 1-24 HE.24.Sti.SC.B 25-48</p> | <p>7-1103640-1 7-1103640-9</p> | | | | | | | | | | | |
| <p>Buchseinsatz/Female insert</p> | <p>HE.24.Bu.SC.B 1-24 HE.24.Bu.SC.B 25-48</p> | | <p>7-1103641-1 7-1103641-9</p> | | | | | | | | | | |
| <p>Crimpanschluss/Crimp terminal</p> | <p>HE.24.Sti.C.B 1-24 HE.24.Sti.C.B 25-48</p> | <p>2-1103640-3 2-1103640-9</p> | | | | | | | | | | | |
| <p>Buchseinsatz/Female insert</p> | <p>HE.24.Bu.C.B 1-24 HE.24.Bu.C.B 25-48</p> | | <p>2-1103641-3 2-1103641-9</p> | | | | | | | | | | |
| <p>Maße/Dimensions mm</p> <table border="1"> <tr> <td>A</td> <td>B</td> <td>C</td> <td>D</td> <td>E</td> </tr> <tr> <td>104</td> <td>110</td> <td>33</td> <td>34</td> <td>35</td> </tr> </table> | A | B | C | D | E | 104 | 110 | 33 | 34 | 35 | | | |
| A | B | C | D | E | | | | | | | | | |
| 104 | 110 | 33 | 34 | 35 | | | | | | | | | |

Passende Crimpkontakte siehe Seite 37, Passende Crimpwerkzeuge siehe Seite 37
Suitable Crimp contacts see page 37, Suitable Crimping tools see page 37



HN.D.128/HN.2D.216 Kontakteinsätze/Contact inserts

Baugröße/Size 12

Crimpanschluss für gedrehte HN.D Crimpkontakte

Kontaktzahlen

No. of contacts

Crimp terminal for screw machined HN.D crimp contacts

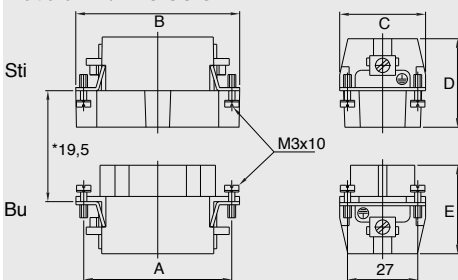
(2 x 64/2 x 108) **128/216** +

250 V/10 A

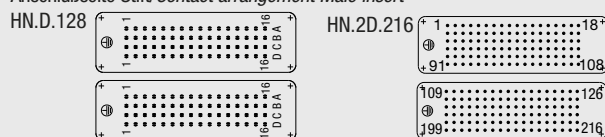
| Bezeichnung Description | Bestelltext Designation | Bestell-Nr./Order No. | | | | | | | | | | | | | | | | | | | | | |
|--|----------------------------|-----------------------------|-------------------------------|----|---|-----|-----|----|----|----|---|---|---|---|---|-----|-----|----|------|----|--|----------------------------|--|
| | | Stifteinsatz Male insert | Buchseinsatz Female insert | | | | | | | | | | | | | | | | | | | | |
| <p>Stifteinsatz/Male insert</p> <p>Crimpanschluss/Crimp terminal</p> <p>2xHN.D.64.Sti.C</p> | | 2-1103112-3 | | | | | | | | | | | | | | | | | | | | | |
| <p>Buchseinsatz/Female insert</p> <p>2xHN.D.64.BU.C</p> | | | 2-1103113-3 | | | | | | | | | | | | | | | | | | | | |
| <p>Crimpanschluss/Crimp terminal</p> <p>HN.D.128 Maße/Dimensions</p> <table border="1"> <tr><td>A</td><td>B</td><td>C</td><td>D</td><td>E</td></tr> <tr><td>104</td><td>110</td><td>33</td><td>35</td><td>35</td></tr> </table> <p>HN.2D.216 Maße/Dimensions</p> <table border="1"> <tr><td>A</td><td>B</td><td>C</td><td>D</td><td>E</td></tr> <tr><td>104</td><td>110</td><td>34</td><td>36,5</td><td>37</td></tr> </table> <p>HN.2D.108.Sti.C.B 1-108 HN.2D.108.Sti.C.B 109-216</p> | A | B | C | D | E | 104 | 110 | 33 | 35 | 35 | A | B | C | D | E | 104 | 110 | 34 | 36,5 | 37 | | 2-1103216-3 2-1103217-3 | |
| A | B | C | D | E | | | | | | | | | | | | | | | | | | | |
| 104 | 110 | 33 | 35 | 35 | | | | | | | | | | | | | | | | | | | |
| A | B | C | D | E | | | | | | | | | | | | | | | | | | | |
| 104 | 110 | 34 | 36,5 | 37 | | | | | | | | | | | | | | | | | | | |
| <p>HN.2D.108.Bu.C.B 1-108 HN.2D.108.Bu.C.B 109-216</p> | | | 2-1103220-3 2-1103221-3 | | | | | | | | | | | | | | | | | | | | |

Passende Crimpkontakte siehe Seite 34, Passende Crimpwerkzeuge siehe Seite 34
 Suitable Crimp contacts see page 34, Suitable Crimping tools see page 34

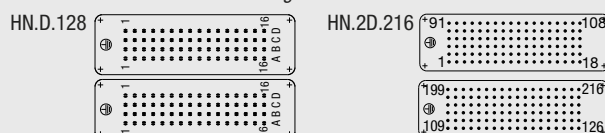
Maßbild mm/Dimensions mm



Anschlußseite Stif/Contact arrangement Male insert



Anschlußseite Buchse/Contact arrangement Female insert



HD.128/HEE 92 Kontakteinsätze/Contact inserts

Baugröße/Size 12

Crimpschluss für gestanzte HD.M Crimpkontakte (HD.128)
 Crimpschluss für gedrehte HVT Crimpkontakte (HEE 92)

Kontaktzahlen
No. of contacts

Crimp terminal for stamped HD.M crimp contacts (HD.128)
Crimp terminal for screw machined HVT crimp contacts (HEE 92)

(2 x 64)/(2 x 46) **128/92** +

250 V/10 A / 500 V/16 A

| Bezeichnung Description | Bestelltext Designation | Bestell-Nr./Order No. | |
|---|---|--|-------------------------------|
| | | Stifteinsatz Male insert | Buchseinsatz Female insert |
| Stifteinsatz/Male insert Buchseinsatz/Female insert Crimpschluss/Crimp terminal | 2xHD.64.Sti.C 2xHD.64.Bu.C HEE.46.Sti.C HEE.46.Sti.C.B47-92 HEE.46.Bu.C HEE.46.Bu.C.B47-92 | 2-1103032-3 2-1103033-3 0-1102886-1 0-1102886-2 0-1102887-1 0-1102887-2 | |

| HD.128 | | | | | |
|-----------------|-----|-----|----|----|----|
| Maße/Dimensions | A | B | C | D | E |
| mm | 104 | 110 | 33 | 35 | 35 |

| HEE.92 | | | | | |
|-----------------|-----|-----|----|----|----|
| Maße/Dimensions | A | B | C | D | E |
| mm | 104 | 110 | 33 | 34 | 37 |

Passende Crimpkontakte siehe Seite 35/37, Passende Crimpwerkzeuge siehe Seite 35/37
 Suitable Crimp contacts see page 35/37, Suitable Crimping tools see page 35/37

Maßbild mm
Dimensions mm

*Abstand für sichere Kontaktgabe max. 21 mm

Anschlußseite Stift/
Contact arrangement
Male insert

HD.128

Anschlußseite Buchse/
Contact arrangement
Female insert

HEE.92

Modul Halterahmen/Module Fixing Frame

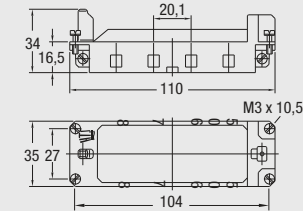

Baugröße/Size 12

**Bezeichnung
Description**

**Bestelltext
Designation**

**Bestell-Nr./Order No.
Oberteil
Top part** **Unterteil
Bottom part**

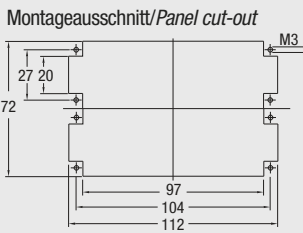
Halterahmen/Fixing frame



MDL2-GR.0-8/B.1-4
MDL2-GR.0-8/B.5-8

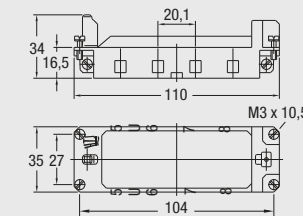

0-1108780-1
0-1108780-6

Für Modul MDL Seite 194–203
For module MDL page 194–203



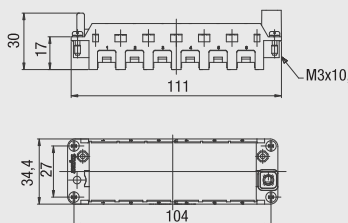

MDL2-GR.U-8/B.1-4
MDL2-GR.U-8/B.5-8

0-1108780-2
0-1108780-7



Für Modul MDL Seite 194–203
For module MDL page 194–203

Halterahmen/Fixing frame

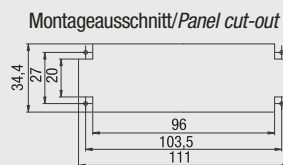


HVS-R.0 1-6
HVS-R.U 1-6

0-1103250-1

0-1103250-2

Für Modul HVS Seite 204–212
For module HVS page 204–212



HB.48, HB-K.48 Gehäuse/Housings

Baugröße/Size 12

Pulverbeschichtet, silbergrau
 K = korrosionsgeschützt, schwarz

Powder-coated, silver-grey
K = corrosion-resistant, black

Längsbügel am Unterteil/Side clip at housing bottom

IP 65

| Bezeichnung Description | Metr. | PG | Bestelltext Designation | Bestell-Nr. Order No. | |
|---|--|-----|--|--|-------------|
| <p>Steckergehäuse: Kabeleingang seitlich, Standard Bauform <i>Hood: Side entry, Standard construction</i></p> | M50 | 29 | HB.48.STS-GR.1.29.G | 1-1102373-7 | |
| | | 36 | HB.48.STS-GR.1.36.G | 1-1102376-7 | |
| | | 42 | HB.48.STS-GR.1.42.G | 1-1102379-7 | |
| | | | HB.48.STS-GR.1.M50.G | 0-1106482-2 | |
| | | | | Mit Korrosionsschutz <i>With corrosion protection</i> | |
| | M50 | 36 | HB-K.48.STS-GR.1.36.G | 2-1102376-7 | |
| | | | HB-K.48.STS-GR.1.M50.G | 0-1106482-4 | |
| | <p>Steckergehäuse: Kabeleingang oben, Standard Bauform <i>Hood: Top entry, Standard construction</i></p> | M50 | 29 | HB.48.STO-GR.1.29.G | 1-1102382-7 |
| | | | 36 | HB.48.STO-GR.1.36.G | 1-1102385-7 |
| | | | 42 | HB.48.STO-GR.1.42.G | 1-1102388-7 |
| | | | HB.48.STO-GR.1.M50.G | 0-1106482-1 | |
| | | | Mit Korrosionsschutz <i>With corrosion protection</i> | | |
| M50 | | 36 | HB-K.48.STO-GR.1.36.G | 2-1102385-7 | |
| | | | HB-K.48.STO-GR.1.M50.G | 0-1106482-6 | |

Passende Kabelverschraubungen ab Seite 188/Suitable Cable fittings from page 188

HB.48, HB-K.48 Gehäuse/Housings

Baugröße/Size 12

Pulverbeschichtet, silbergrau
 K = korrosionsgeschützt, schwarz

Powder-coated, silver-grey
K = corrosion-resistant, black

Längsbügel am Unterteil/Side clip at housing bottom

IP 65

| Bezeichnung Description | Metr. | PG | Bestelltext Designation | Bestell-Nr. Order No. |
|---|-------|--------------------------|--|--|
| <p>Anbaugehäuse: Kabeleingang unten, Standard Bauform <i>Surface mounted housing: Bottom entry, Standard construction</i></p> | | | HB.48.AGD-LB Mit Korrosionsschutz <i>With corrosion protection</i> HB-K.48.AGD-LB | 1-1102389-2 2-1102389-2 |
| <p>Sockelgehäuse: Kabeleingang seitlich, Standard Bauform <i>Surface mounted housing: Side entry, Standard construction</i></p> | 2xM40 | 29 2x29 36 2x36 | HB.48.SG-LB.1.29.Z HB.48.SG-LB.2.29.Z HB.48.SG-LB.1.36.Z HB.48.SG-LB.2.36.Z HB.48.SG-LB.2.M40.Z Mit Korrosionsschutz <i>With corrosion protection</i> HB-K.48.SG-LB.1.36.Z HB-K.48.SG-LB.2.36.Z | 1-1102391-2 1-1102393-2 1-1102395-2 1-1102397-2 0-1106481-2 2-1102395-2 2-1102397-2 |
| <p>Sockelgehäuse: Kabeleingang seitlich, Standard Bauform <i>Surface mounted housing: Side entry, Standard construction</i></p> | 2xM40 | 29 2x29 36 2x36 | HB.48.SGD-LB.1.29.Z HB.48.SGD-LB.2.29.Z HB.48.SGD-LB.1.36.Z HB.48.SGD-LB.2.36.Z HB.48.SGD-LB.2.M40.Z Mit Korrosionsschutz <i>With corrosion protection</i> HB-K.48.SGD-LB.1.36.Z HB-K.48.SGD-LB.2.36.Z HB-K.48.SGD-LB.2.M40.Z | 1-1107001-2 1-1107003-2 1-1107005-2 1-1107007-2 0-1106481-1 2-1107005-2 2-1107007-2 0-1106481-4 |

Passende Kabelverschraubungen ab Seite 188/Suitable Cable fittings from page 188

HB/Z.48, HB/Z-K.48 Gehäuse/Housings

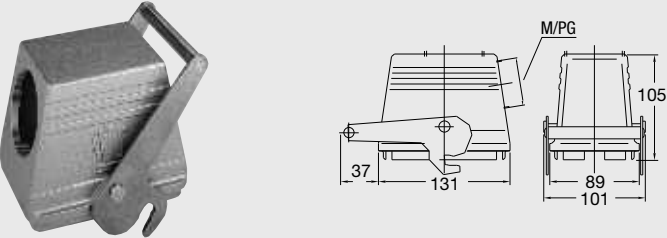
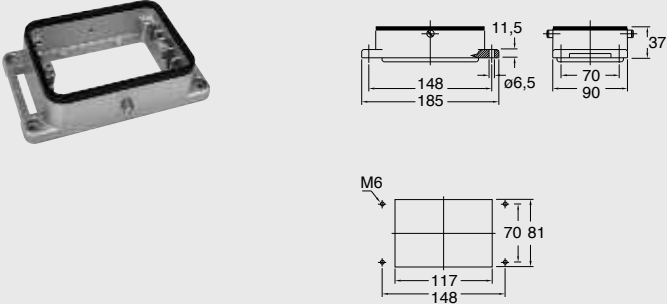
Baugröße/Size 12

Pulverbeschichtet, silbergrau
 K = korrosionsgeschützt, schwarz

Powder-coated, silver-grey
K = corrosion-resistant, black

Zentralbügel am Steckergehäuse/Central locking clip on hood

IP 65

| Bezeichnung Description | Metr. | PG | Bestelltext Designation | Bestell-Nr. Order No. |
|---|-------|------------------|--|---|
| <p>Steckergehäuse: Kabeleingang seitlich, Standard Bauform <i>Hood:</i> Side entry, Standard construction</p>  | | <p>42 48</p> | <p>HB/Z.48.Sts-ZB.1.42.G HB/Z.48.Sts-ZB.1.48.G</p> <p>Mit Korrosionsschutz <i>With corrosion protection</i></p> <p>42 48</p> <p>HB-K/Z.48.Sts-ZB.1.42.G HB-K/Z.48.Sts-ZB.1.48.G</p> | <p>1-1102234-3 1-1102236-3</p> <p>2-1102234-3 2-1102236-3</p> |
| <p>Anbaugeschäuse: Kabeleingang unten, Standard Bauform <i>Surface mounted housing:</i> bottom entry, Standard construction</p>  | | | <p>HB/Z.48.AG-ZVGR</p> <p>Mit Korrosionsschutz <i>With corrosion protection</i></p> <p>HB-K/Z.48.AG-ZVGR</p> | <p>1-1102237-8</p> <p>2-1102237-8</p> |

Passende Kabelverschraubungen ab Seite 188/Suitable Cable fittings from page 188

HF-13 Modul/Module

Baugröße/Size 8/12

**Kontaktzahlen
No. of contacts**



2 + 1; 4 + 1 +

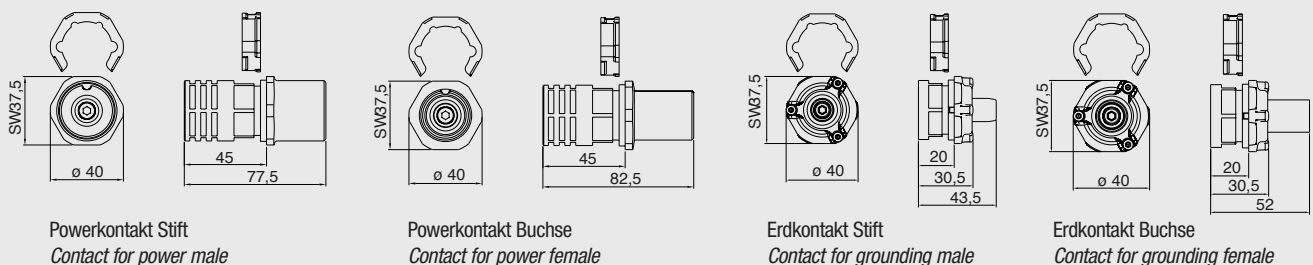
3 kV/350 A

| Bezeichnung Description | | Bestelltext Designation | Bestell-Nr./Order No. | |
|--|----------------------------|----------------------------|--------------------------------|------------------------------------|
| | | | Stifteinsatz Male insert | Buchseinsatz Female insert |
| Stifteinsatz/Male insert | Buchseinsatz/Female insert | | | |
| | | HF.13.Sti. | 0-1110950-2 | |
| Powerkontakt Contact for power | | HF.13.Bu. | | 0-1110951-2 |
| | | HF.13.Sti.E | 0-1110950-4 | |
| Erdkontakt Contact for grounding | | HF.13.Bu.E | | 0-1110951-4 |
| <p>3 x Leistung 1 x Erde 1 x BG 2 (HA.10) Montage im HF.12 Gehäuse 3 x for power 1 x for earth 1 x for signal (HA.10) Assembly in HF.12 Housings</p> | | HF.12.3+PE+BG2 | Oberteil Top 0-1110955-3 | Unterteil Bottom 0-1110955-1 |
| <p>3 x Leistung 1 x Erde 1 x BG 3 (HE.6) Montage im HF.12 Gehäuse 3 x for power 1 x for earth 1 x for signal (HE.6) Assembly in HF.12 Housings</p> | | HF.12.3+PE+BG3 | 0-1110955-4 | 0-1110955-2 |
| <p>2 x Leistung 1 x BG61 (HA.3/HE.Q5) Montage im HF.8 Gehäuse 2 x for power 1 x signal Assembly in HF.8 Housings</p> | | HF.8.2+BG1 HF.8.2+BG1 | 0-1110960-2 | 0-1110960-1* 0-1110960-3** |

* für Gehäuse-Unterteil mit 81 mm Höhe/for Bottomhousing with 81 mm height
** für Gehäuse-Unterteil mit 20 mm Höhe/for Bottomhousing with 20 mm height

Passende Crimpkontakte siehe Seite 42, Passende Crimpwerkzeuge siehe Seite 42
Suitable Crimp contacts see page 42, Suitable Crimping tools see page 42

**Maßbild mm
Dimensions mm**




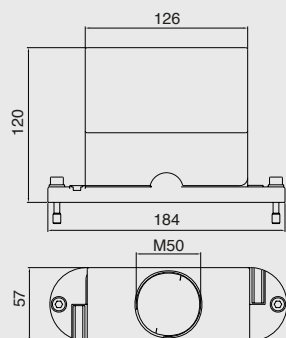

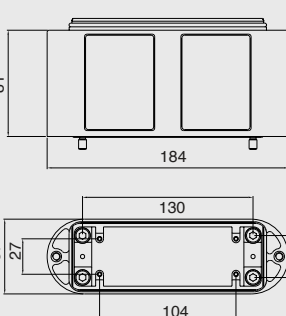

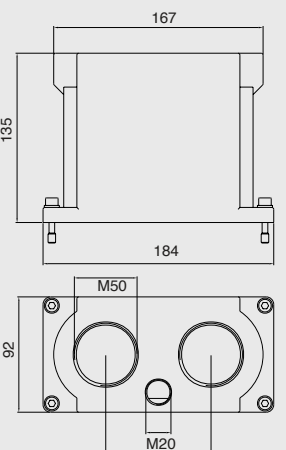

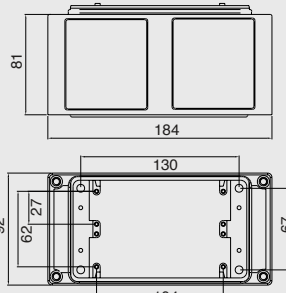
HF-HIP-K 8/HF-EMV-K 8 HF-HIP-K 12/HF-EMV-K 12 Gehäuse/Housings Baugröße/Size 8/12

EMV-K: Schutz gegen elektromagnetische Beeinflussung, druckdicht, korrosionsgeschützt, schwarz
HIP-K: Korrosionsgeschützt, schwarz

EMV: Protection against electro-magnetic interference, pressure-tight, Housings corrosion-resistant, black
HIP-K: Housings corrosion-resistant, black

Schraubverriegelung am Oberteil/Screw lock on hood

IP 68

| Bezeichnung Description | Metr. | PG | Bestelltext Designation | Bestell-Nr. Order No. |
|--|-------------|-------|----------------------------|--------------------------|
| Gehäuseoberteil Hood   | 1 x M50 | | HF-HIP-K.8.Sto.1.M50G | 0-1102839-4 |
| | 1 x M50 | | HF.8.EMV-K.8.Sto.1.M50G | 0-1102839-3 |
| | 2 x M40 | | HF.HIP-K.8.Sto.2.M40G | 0-1102839-2 |
| | 2 x M40 | | HF.EMV-K.8.Sto.2.M40G | 0-1102839-1 |
| Gehäuseunterteil Housing bottom   | Höhe/height | | | |
| | | 20 mm | HF-HIP-K.8.AG.N | 0-1102837-2 |
| | | 20 mm | HF-EMV-K.8.AG.N | 0-1102837-1 |
| | 81 mm | | HF-HIP-K.8.AG | 0-1102836-2 |
| Gehäuseoberteil Hood   | 2 x M40 | | HF-HIP-K.12.Sto.2.M40G | 0-1102840-2 |
| | 2 x M40 | | HF-EMV-K.12.Sto.2.M40G | 0-1102840-1 |
| | 2 x M50 | | HF-HIP-K.12.Sto.2.M50G | 0-1102840-4 |
| | 2 x M50 | | HF-EMV-K.12.Sto.2.M50G | 0-1102840-3 |
| Gehäuseunterteil Housing bottom   | Höhe/height | | | |
| | | 20 mm | HF-HIP-K.12.AG.N | 0-1102838-2 |
| | | 20 mm | HF-EMV-K.12.AG.N | 0-1102838-1 |
| | 81 mm | | HF-HIP-K.12.AG | 0-1102192-2 |
| | 81 mm | | HF-EMVK-K.12.AG | 0-1102192-1 |

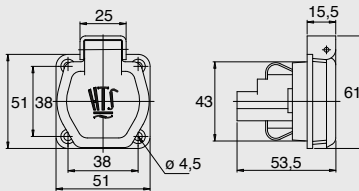
Passende Kabelverschraubungen ab Seite 188/Suitable Cable fittings from page 188

Schutzkontakt

Bezeichnung
Description

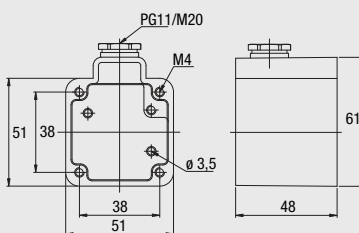
Bestelltext
Designation

Bestell-Nr.
Order No.



U.P.M

1-1102975-9



A.P.M.11
A.P.M.1.M20

1-1102978-9
0-1102978-2


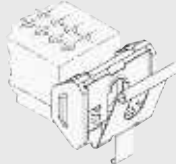

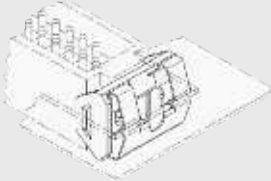


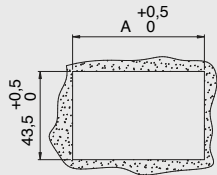
Technische Kennwerte

| | |
|----------------------------|---------------------------|
| Kontaktzahlen | 2 + PE |
| el. Bemessungsstrom [A] | 10 |
| el. Bemessungsspannung [V] | 250 |
| Temperaturbereich | -40°C – +125°C |
| Schraubanschluss | 0,5 – 2,5 mm ² |

Technical Specification

| | |
|--------------------------|---------------------------------|
| <i>No. of Contacts</i> | <i>2 + PE</i> |
| <i>rated current [A]</i> | <i>10</i> |
| <i>rated voltage [V]</i> | <i>250</i> |
| <i>temperature range</i> | <i>-40°C – +125°C</i> |
| <i>screw terminal</i> | <i>0,5 – 2,5 mm²</i> |

Quick-In System/Quick-In System

| Bezeichnung Description | Bestelltext Designation | Bestell-Nr. Order No. | | | | | | | | | | | | | | | | | | | | | | | |
|--|--|---|--|---|---|----|---|----|---|------|---|-----|--|------------------|---------------------------|--|---|---|----|---|----|---|------|---|-----|
| Rasterelement zur Verriegelung Stifteinsatz-Buchseinsatz <i>locking element for fixing ipin insert-socket insert</i> | QSB | 0-1106515-1 | | | | | | | | | | | | | | | | | | | | | | | |
|  | | | | | | | | | | | | | | | | | | | | | | | | | |
|  | | | | | | | | | | | | | | | | | | | | | | | | | |
| Rasterelement zur Befestigung im Montageausschnitt <i>locking element for fixing in panel cut-out</i> | QM | 0-1106516-1 | | | | | | | | | | | | | | | | | | | | | | | |
|  | | | | | | | | | | | | | | | | | | | | | | | | | |
|  | | | | | | | | | | | | | | | | | | | | | | | | | |
| Kodierset <i>Coding set</i> | Cos.Quick-In | 0-1110939-3 | | | | | | | | | | | | | | | | | | | | | | | |
|  | | | | | | | | | | | | | | | | | | | | | | | | | |
| Zugentlastungsschelle <i>Cable clamp</i> | ZE-HSB-Quick | 0-1108723-1 | | | | | | | | | | | | | | | | | | | | | | | |
|  | | | | | | | | | | | | | | | | | | | | | | | | | |
| Blechdicke/Panel strength min. 1mm – max. 2mm | Blechdicke/Panel strength 2mm – max. 3mm |  | | | | | | | | | | | | | | | | | | | | | | | |
| <table border="1"> <thead> <tr> <th>Baugröße Size</th> <th>Abmessungen Dimensions</th> </tr> <tr> <th></th> <th>A</th> </tr> </thead> <tbody> <tr> <td>3</td> <td>65</td> </tr> <tr> <td>4</td> <td>78</td> </tr> <tr> <td>6</td> <td>98,5</td> </tr> <tr> <td>8</td> <td>125</td> </tr> </tbody> </table> | Baugröße Size | Abmessungen Dimensions | | A | 3 | 65 | 4 | 78 | 6 | 98,5 | 8 | 125 | <table border="1"> <thead> <tr> <th>Baugröße Size</th> <th>Abmessungen Dimensions</th> </tr> <tr> <th></th> <th>A</th> </tr> </thead> <tbody> <tr> <td>3</td> <td>66</td> </tr> <tr> <td>4</td> <td>79</td> </tr> <tr> <td>6</td> <td>99,5</td> </tr> <tr> <td>8</td> <td>126</td> </tr> </tbody> </table> | Baugröße Size | Abmessungen Dimensions | | A | 3 | 66 | 4 | 79 | 6 | 99,5 | 8 | 126 |
| Baugröße Size | Abmessungen Dimensions | | | | | | | | | | | | | | | | | | | | | | | | |
| | A | | | | | | | | | | | | | | | | | | | | | | | | |
| 3 | 65 | | | | | | | | | | | | | | | | | | | | | | | | |
| 4 | 78 | | | | | | | | | | | | | | | | | | | | | | | | |
| 6 | 98,5 | | | | | | | | | | | | | | | | | | | | | | | | |
| 8 | 125 | | | | | | | | | | | | | | | | | | | | | | | | |
| Baugröße Size | Abmessungen Dimensions | | | | | | | | | | | | | | | | | | | | | | | | |
| | A | | | | | | | | | | | | | | | | | | | | | | | | |
| 3 | 66 | | | | | | | | | | | | | | | | | | | | | | | | |
| 4 | 79 | | | | | | | | | | | | | | | | | | | | | | | | |
| 6 | 99,5 | | | | | | | | | | | | | | | | | | | | | | | | |
| 8 | 126 | | | | | | | | | | | | | | | | | | | | | | | | |
| Merkmale | | | | | | | | | | | | | | | | | | | | | | | | | |
| <ul style="list-style-type: none"> • Befestigung der Rastelemente am Kontakteinsatz ohne Werkzeug • Funktionalität durch robuste Ausführung • Bedienerfreundliches Handling • Höchstmass an Flexibilität • Kostensenkung durch rationelle Verarbeitung und Entfall der Metallgehäuse • Platzsparende Montage • Verwendbar für alle Kontakteinsätze der Baugrößen 3, 4, 6, 8 • Montagekostenreduktion durch Vorassemblage | | | | | | | | | | | | | | | | | | | | | | | | | |
| Characteristics | | | | | | | | | | | | | | | | | | | | | | | | | |
| <ul style="list-style-type: none"> • fixing of the locking elements on the contact insert without tools • practicality due to solid execution • user-friendly handling • highest degree of flexibility • cost reduction due to economic finish and omission of metal housings • space-saving assembly • can be used for all contact inserts of the sizes 3, 4, 6, 8 • cost reduction due to pre-assembly | | | | | | | | | | | | | | | | | | | | | | | | | |

Schraubverbindung für Kontakteinsätze/Screw connection for contact inserts


Schraubverbindung

Rändel- und Buchsenschrauben sichern Kontakteinsätze, die ohne Gehäuse in Schaltschränkausschnitte montiert werden und infolge von Schwingungen eine Trennung der elektrischen Verbindung oder das Herabfallen verhindern. Passende Ausführungen sind für alle rechteckigen Kontakteinsätze der Baugrößen 3, 4, 6, 8, 10, 12 erhältlich.

Screw connection

Thumb and bush screws ensure secure mating of contact inserts which are mounted directly into cut-outs in panels (i. e. without housings). Screw versions are available for all rectangular contact inserts of size 3, 4, 6, 8, 10, 12.

**Rändelschraube
Thumb screw**

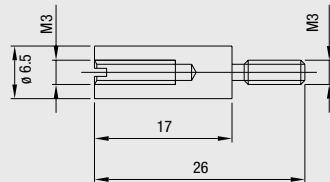


RS-M3

1-1106107-1

Für die Montage der Kontaktträger werden je Steckverbindung 2 Rändel- und 2 Buchsenschrauben eingesetzt.
For the assembly of the contact carriers, you need 2 bush screws and 2 thumb screws for each plug connection.

**Buchsen-schraube
Bush screw**



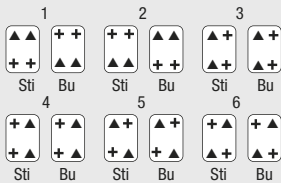
BEBO.M3.KURZ

1-1106109-1

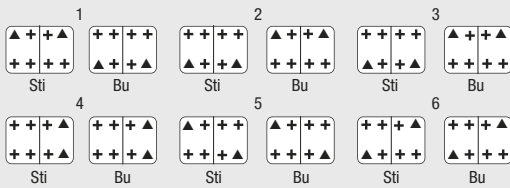
Kodierung/Coding

Kodierungsmöglichkeiten Codings

Kodierungsmöglichkeiten mit Sperrbolzen
Für Gehäuse mit 1 Kontakteinsatz
Coding with code pins
For housings with 1 contact insert

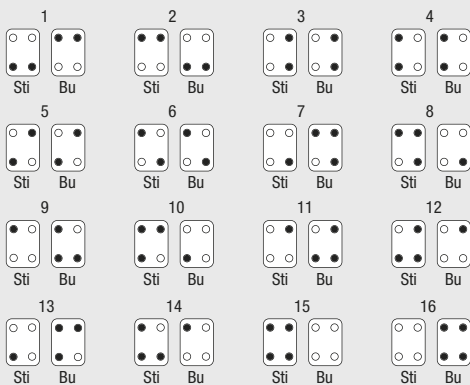


Mit 2 Kontakteinsätzen/with 2 contact inserts




Kodierungen mit Führungsstiften und -buchsen verhindern weitestgehend ein Schrägstecken und -ziehen des Steckers. Schräglage nach DIN EN 175.301-801 in Längsrichtung $\pm 5^\circ$.
Coding with guide pins and bushes prevents angular plugging and unplugging the connector.
Max. angle as per DIN EN 175.301-801 (longitudinally) $\pm 5^\circ$.

Für Gehäuse mit 1 Kontakteinsatz
For housings with 1 contact insert

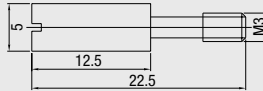


Für Gehäuse mit 2 Kontakteinsätzen
For housings with 2 contact inserts



Bezeichnung Description

Sperrbolzen Code pin

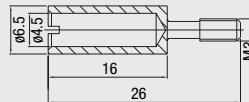


Pro Steckverbinder werden 4 Sperrbolzen benötigt
4 code pins are required per connector

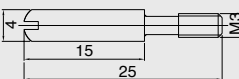
Sti = Stifteinsatz/Male insert
Bu = Buchseneinsatz/Female insert
▲ = Sperrbolzen/Code pin
+ = Befestigungsschraube/
Fixing screw

Führungsstifte- und buchsen Guide pins and bushes

Führungsbuchse Guide bush



Führungsstift Guide pins



Sti = Stifteinsatz/Male insert
Bu = Buchseneinsatz/Female insert
● = Führungsstift/Guide pin
○ = Führungsbuchse/Guide bush
+ = Befestigungsschraube/
Fixing screw

Bestelltext Designation

SPB-M3

F-Bu-M3

F-Sti-M3

Bestell-Nr. Order No.

1-1106100-1


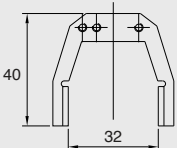

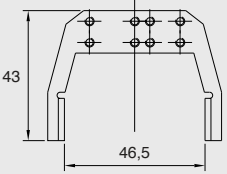

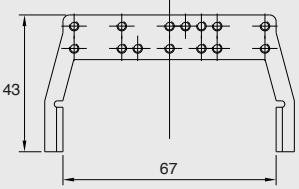

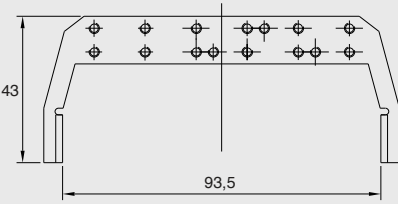

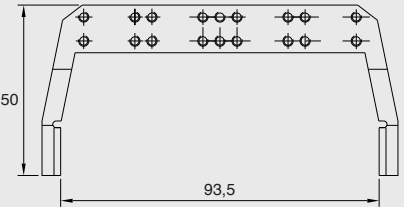
1-1106101-1

1-1106102-1

Schirmkontaktbügel/Screen termination

- zur nachträglichen Montage am Kontakteinsatz
- zur Auflage von geschirmten Kabeln


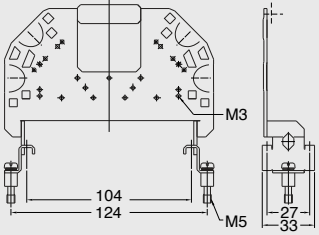
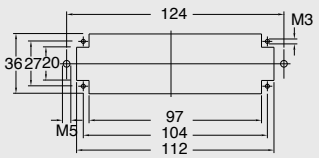

- for post-assembly on contact insert
- for reception of screened cables

| Bezeichnung Description | Bestelltext Designation | Bestell-Nr. Order No. |
|---|---|--------------------------|
| Schirmkontaktbügel Screen termination | | |
|  |  | SB.ST.Bgr.3 |
|  |  | SB.ST.Bgr.4 |
|  |  | SB.ST.Bgr.6 |
|  |  | SB.ST.Bgr.8 |
|  |  | SB.HSS.Bgr.8 |




Griffblech/Grip

Griffblech dient als:
Zugentlastung/Schirmauflage/Montage ohne Gehäuse

Grip
Strain relief/Screen bar/Application without housing

| Bezeichnung Description | Bestelltext Designation | Bestell-Nr. Order No. |
|--|---|--|
| <p>Griffblech Baugröße 8 Grip size 8</p>   <p>Montageausschnitt / Panel cut-out</p>  | <p>GB.1.-BG.8</p> | <p>1-1106301-9</p> |
| <p>Schirmschiene Braid bar</p>  | <p>S-Schelle gross</p> <p>S-Schelle klein</p> <p>Schirmschiene gerade</p> | <p>0-1102081-1</p> <p>0-1102082-1</p> <p>0-1110505-1</p> |

Zubehör für Schirmkontaktbügel/Accessories for screen termination

| Bezeichnung Description | Bestelltext Designation | Bestell-Nr. Order No. |
|--|---|--|
| <p>Schellenset Cable clamp</p>  | <p>Schellenset/Cable clamp 4,5mm 5mm 6mm 7mm 8mm 9mm 10mm</p> | <p>1-1106302-9 2-1106302-9 3-1106302-9 4-1106302-9 5-1106302-9 6-1106302-9 7-1106302-9</p> |
| <p>Erdungsband Grounding terminal</p>  | <p>Erdungsband Grounding terminal Set 90mm Set 120mm Set 220mm</p> | <p>1-1106303-9 2-1106303-9 3-1106303-9</p> |
| <p>Schrauben-Set Screw set</p>  | <p>Schrauben-Set/Screw set</p> | <p>1-1106304-9</p> |

Schutzkappe für Gehäuseober- /unterteile/Protective covers for housings

**Verstärkte Kunststoffschale (UV-beständig)
Metallausführung**

**Reinforced plastic shell (UV-resistant)
Metal-Version**

Baugröße 1,2,3,4,5,6,8/Size 1,2,3,4,5,6,8

| Bezeichnung Description | Bestelltext Designation | Bestell-Nr. Order No. |
|--|--|----------------------------|
| Schutzkappe für Gehäuseunterteile Protective cover for housings Metall-Ausführung Metal version | HA.3.SKB | 2-1106205-7 |
| Baugröße 1/size 1 | HG-Q.5.DE HG-Q.5.DE.BL | 0-1103176-1 0-1103176-2 |
| Baugröße HG-Q/size HG-Q | Set-HG-Q.8.SKP | 0-1108818-1 |
| Metall-Ausführung Metal version | HB.6.SKB HA.10.SKB | 1-1106207-7 2-1106206-7 |
| Baugröße 2/size 2 | HA.16.SKB | 2-1106208-7 |
| Metall-Ausführung Metal version | mit Fangsnur with attachment string HB.6.SKP | 5-1106207-7 |
| Baugröße 3/size 3 | mit Fangsnur with attachment string HB.10.SKP | 5-1106213-6 |
| Baugröße 4/size 4 | mit Fangsnur with attachment string HB.16.SKP-VS HB.16.SKP-LB | 2-1106214-0 3-1106214-0 |
| Baugröße 6/size 6 | mit Fangsnur with attachment string HB.24.SKP-VS HB.24.SKP-LB | 2-1106216-0 3-1106216-0 |
| Baugröße 8/size 8 | | |
| Schutzkappe für Gehäuseoberteile Kunststoffschale/Protective cover for housings Plastic shell | HB.16.SKP-VS+D | 2-1106214-1 |
| Baugröße 6/size 6 | HB.24.SKP-VS+D | 2-1106216-1 |
| Baugröße 8/size 8 | | |

Schutzdeckel für Gehäuseober- /unterteile/Protective covers for hoods and housings

Verstärkte Kunststoffschale (UV-beständig), Ausführung mit und ohne Fangschnur
Metallausführung

Reinforced plastic shell (UV-resistant), Versions with/without attachment string
Metal-Version

Baugröße 3, 4, 6 + 8/Size 3, 4, 6 + 8

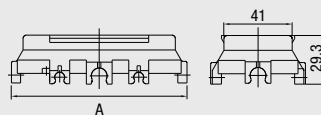
Bezeichnung
 Description

Bestell-Nr.
 Order No.

Schutzdeckel für Gehäuseober- und Gehäuseunterteile mit Bolzen
Protective cover for hoods and housings with bolts



Baugröße 6/8/size 6/8



| Baugröße/Size | A = mm |
|---------------|--------|
| 6 | 105 |
| 8 | 132 |

SKP.6
 SKP.8

0-1110684-3
 0-1110661-3

mit Fangschnur
with attachment string

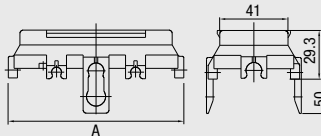
SKP.6.F
 SKP.8.F

0-1106258-3
 0-1106258-4

Schutzdeckel für Gehäuseoberteile mit Zentralbügel
Protective cover for hoods with central locking clip



Baugröße 6/8/size 6/8



| Baugröße/Size | A = mm |
|---------------|--------|
| 6 | 105 |
| 8 | 132 |

SKP.6/R
 SKP.8/R

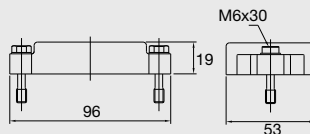
0-1110684-4
 0-1110661-4

mit Fangschnur
with attachment string

SKP.6/R.F
 SKP.8/R.F

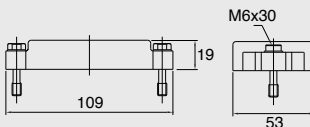
0-1106259-3
 0-1106259-4

Schutzkappen für Gehäuse-Unterteile Serien HIP, EMV, EMV-K
Protective covers for housings series HIP, EMV, EMV-K



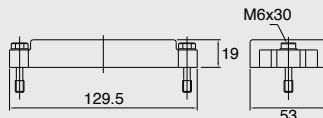
HIP
 HIP/EMV.6/16.SKB

3-1106201-5



HIP-K
 HIP-K/EMV-K.6/16.SKB

4-1106201-5

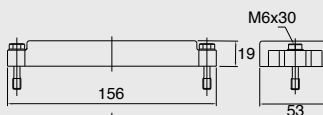


HIP
 HIP/EMV.10/24.SKB

3-1106202-5

HIP-K/EMV-K
 HIP-K/EMV-K.10/24.SKB

4-1106202-5



HIP
 HIP/EMV.16/40.SKB

3-1106203-5

HIP-K
 HIP-K.16/40.SKB

4-1106203-5

HIP
 HIP/EMV.24/64.SKB

3-1106204-5

HIP-K/EMV-K
 HIP-K/EMV-K.24/64.SKB


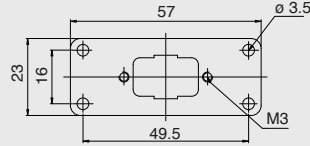

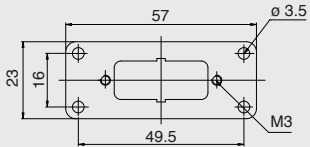

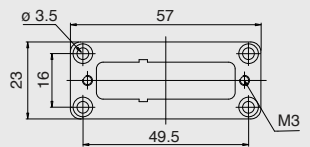



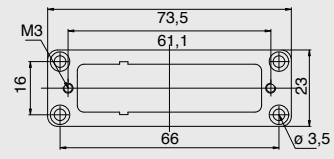
4-1106204-5

Adapterbleche für SUB-D Einsätze/Adapter plates for SUB-D inserts

Zur Montage von SUB-D Einsätzen

For assembly of SUB-D inserts

Adapterplatten für Serie HA/Adapterplates for Series HA

| Bezeichnung Description | Bestelltext Designation | Bestell-Nr./ Order No. Oberteile for hood Unterteile for bottom | | |
|---|---|---|-------------|-------------|
| Für Gehäuse HA.10 For housings HA.10 | | | | |
|  |  | 1 x 9 | 0-1107197-1 | 0-1107196-1 |
|  |  | 1 x 15 | 0-1107197-2 | 0-1107196-2 |
|  |  | 1 x 25 | 0-1107197-3 | 0-1107196-3 |
| Für Gehäuse HA.16 For housings HA.16 | | | | |
|  |  | 1 x 37 | 0-1107203-1 | 0-1107202-1 |
|  |  | 1 x 50 | 0-1107203-2 | 0-1107202-2 |

Adapterbleche für SUB-D Einsätze/Adapter plates for SUB-D inserts

Zur Montage von SUB-D Einsätzen

For assembly of SUB-D inserts

Adapterplatten für Serie HB/Adapterplates for Series HB

| Bezeichnung Description | Bestelltext Designation | Bestell-Nr./ Order No. Oberteile for hood Unterteile for bottom | | |
|---|----------------------------|---|-------------|-------------|
| Für Gehäuse HB.6 For housings HB.6 | 2 x 9 | 0-1107199-1 | 0-1107198-1 | |
| | | 2 x 15 | 0-1107199-2 | 0-1107198-2 |
| | | 1 x 15 + 25 | 0-1107201-2 | 0-1107200-2 |
| Für Gehäuse HB.10 For housings HB.10 | 2 x 25 | 0-1107201-1 | 0-1107200-1 | |
| | | 1 x 25 + 37 | 0-1107205-2 | 0-1107204-2 |
| | | 2 x 37 | 0-1107205-3 | 0-1107204-3 |
| Für Gehäuse HB.16 For housings HB.16 | 2 x 50 | | 0-1107204-4 | |
| | | 1 x 9 + 15 + 25 | 0-1107205-1 | 0-1107204-1 |
| | | | | |
| | | | | |
| | | | | |

Kabelverschraubungen und Zubehör/Cable fittings and accessories

EMV-Kabelverschraubung
Schutz gegen elektromagnetische Beeinflussung

EMV-cable-fitting
Protect against electro-magnetic influence

IP 68

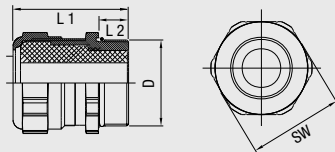
Bezeichnung
Description

Metr.
 PG

Bestelltext
Designation

Bestell-Nr.
Order No.

EMV-Kabelverschraubung
EMV-cable fitting

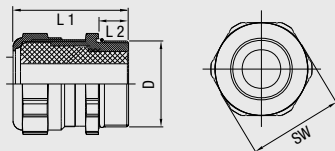


| D | ~L1 | L2 | SW | Kabel ø | |
|-----|-----|----|----|---------|-----|
| | | | | min | max |
| M16 | 27 | 5 | 17 | 5 | 9 |
| M20 | 30 | 6 | 22 | 8 | 13 |
| M25 | 35 | 7 | 27 | 11 | 16 |
| M32 | 40 | 8 | 34 | 15 | 21 |
| M40 | 45 | 8 | 43 | 19 | 27 |
| M50 | 50 | 9 | 55 | 26 | 35 |

M16
M20
M25
M32
M40
M50

EMV.M16.MS
EMV.M20.MS
EMV.M25.MS
EMV.M32.MS
EMV.M40.MS
EMV.M50.MS

1-1102772-6
2-1102772-0
2-1102772-5
3-1102772-2
4-1102772-0
5-1102772-0



| D | ~L1 | L2 | SW | Kabel ø | |
|-------|-----|----|----|---------|-----|
| | | | | min | max |
| PG 16 | 27 | 5 | 17 | 5 | 9 |
| PG 21 | 30 | 6 | 22 | 8 | 13 |
| PG 29 | 35 | 7 | 27 | 11 | 16 |

16
21
29

EMV.PG16
EMV.PG21
EMV.PG29


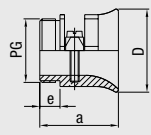
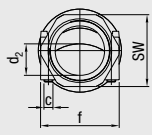

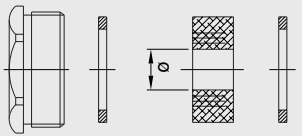


1-1106007-4
1-1106007-9
2-1106007-3



Kabelverschraubungen und Zubehör/Cable fittings and accessories

TDS-Kabelverschraubung AL-Druckguss
DS-Kabelverschraubung Metall

TDS cable fitting diecast aluminium alloy
DS cable fitting metal

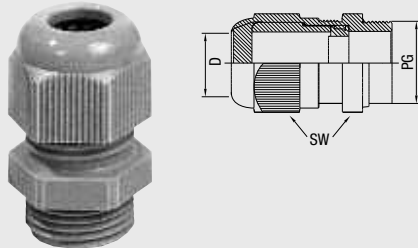
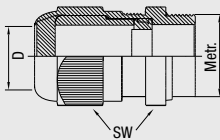

| Bezeichnung Description | Metr. | PG | Bestelltext Designation | Bestell-Nr. Order No. | | | | | | | | | | | | | | | | | | | | | | | | | | | | | | | | | | | | | | | | | | | | | | | | | | | | | | | | | | | | | | | | | | | | | | | | |
|--|-------|-------|--------------------------------|----------------------------|-----|-----|------|----|------|-----|------|----|-----------|-----|----|----|----|----|-----|----|----------|----|----|----|------|----|-----|----|----------|-----|----|----|----|----|---|---|---------|---|----|----|----|----|-----|----|-------------|---|----|----|----|----|-----|----|-----------|---|----|----|----|----|-----|----|---------|----|----|------|----|------|-----|----|---------|----|----|----|--|--|---|---|
| <p>TDS-Kabelverschraubung: AL-Druckguss mit Biegeschutz-Trompete und Zugentlastung TDS cable fitting: Diecast aluminum alloy with bell mouth for cable bending protection and strain relief</p>    <table border="1" data-bbox="383 806 853 1052"> <thead> <tr> <th>PG</th> <th>a</th> <th>c</th> <th>D</th> <th>d 2</th> <th>e</th> <th>SW</th> <th>f</th> </tr> <tr> <td></td> <td></td> <td></td> <td></td> <td>min max</td> <td></td> <td></td> <td></td> </tr> </thead> <tbody> <tr> <td>11</td> <td>30</td> <td>M 3</td> <td>27</td> <td>8,5 12</td> <td>8</td> <td>22</td> <td>25</td> </tr> <tr> <td>13,5</td> <td>32</td> <td>M 3</td> <td>30</td> <td>8,5 15</td> <td>8,5</td> <td>24</td> <td>28</td> </tr> <tr> <td>16</td> <td>32</td> <td>M 4</td> <td>32</td> <td>10 17</td> <td>9</td> <td>27</td> <td>30</td> </tr> <tr> <td>21</td> <td>35</td> <td>M 4</td> <td>37</td> <td>13,5 21,5</td> <td>9</td> <td>32</td> <td>35</td> </tr> <tr> <td>29</td> <td>40</td> <td>M 5</td> <td>52</td> <td>19 29,5</td> <td>9</td> <td>46</td> <td>50</td> </tr> <tr> <td>36</td> <td>50</td> <td>M 6</td> <td>62</td> <td>25 38</td> <td>13</td> <td>50</td> <td>61,5</td> </tr> <tr> <td>42</td> <td>55,5</td> <td>M 6</td> <td>65</td> <td>30 43</td> <td>16</td> <td>55</td> <td>64</td> </tr> </tbody> </table> | PG | a | c | D | d 2 | e | SW | f | | | | | min max | | | | 11 | 30 | M 3 | 27 | 8,5 12 | 8 | 22 | 25 | 13,5 | 32 | M 3 | 30 | 8,5 15 | 8,5 | 24 | 28 | 16 | 32 | M 4 | 32 | 10 17 | 9 | 27 | 30 | 21 | 35 | M 4 | 37 | 13,5 21,5 | 9 | 32 | 35 | 29 | 40 | M 5 | 52 | 19 29,5 | 9 | 46 | 50 | 36 | 50 | M 6 | 62 | 25 38 | 13 | 50 | 61,5 | 42 | 55,5 | M 6 | 65 | 30 43 | 16 | 55 | 64 | | | 11 TDS.11.M 13,5 TDS.13.M 16 TDS.16.M 21 TDS.21.M 29 TDS.29.M 36 TDS.36.M 42 TDS.42.M | 1-1106001-9 2-1106001-9 3-1106001-9 4-1106001-9 5-1106001-9 6-1106001-9 7-1106001-9 |
| PG | a | c | D | d 2 | e | SW | f | | | | | | | | | | | | | | | | | | | | | | | | | | | | | | | | | | | | | | | | | | | | | | | | | | | | | | | | | | | | | | | | | | | | | |
| | | | | min max | | | | | | | | | | | | | | | | | | | | | | | | | | | | | | | | | | | | | | | | | | | | | | | | | | | | | | | | | | | | | | | | | | | | | | | | |
| 11 | 30 | M 3 | 27 | 8,5 12 | 8 | 22 | 25 | | | | | | | | | | | | | | | | | | | | | | | | | | | | | | | | | | | | | | | | | | | | | | | | | | | | | | | | | | | | | | | | | | | | | |
| 13,5 | 32 | M 3 | 30 | 8,5 15 | 8,5 | 24 | 28 | | | | | | | | | | | | | | | | | | | | | | | | | | | | | | | | | | | | | | | | | | | | | | | | | | | | | | | | | | | | | | | | | | | | | |
| 16 | 32 | M 4 | 32 | 10 17 | 9 | 27 | 30 | | | | | | | | | | | | | | | | | | | | | | | | | | | | | | | | | | | | | | | | | | | | | | | | | | | | | | | | | | | | | | | | | | | | | |
| 21 | 35 | M 4 | 37 | 13,5 21,5 | 9 | 32 | 35 | | | | | | | | | | | | | | | | | | | | | | | | | | | | | | | | | | | | | | | | | | | | | | | | | | | | | | | | | | | | | | | | | | | | | |
| 29 | 40 | M 5 | 52 | 19 29,5 | 9 | 46 | 50 | | | | | | | | | | | | | | | | | | | | | | | | | | | | | | | | | | | | | | | | | | | | | | | | | | | | | | | | | | | | | | | | | | | | | |
| 36 | 50 | M 6 | 62 | 25 38 | 13 | 50 | 61,5 | | | | | | | | | | | | | | | | | | | | | | | | | | | | | | | | | | | | | | | | | | | | | | | | | | | | | | | | | | | | | | | | | | | | | |
| 42 | 55,5 | M 6 | 65 | 30 43 | 16 | 55 | 64 | | | | | | | | | | | | | | | | | | | | | | | | | | | | | | | | | | | | | | | | | | | | | | | | | | | | | | | | | | | | | | | | | | | | | |
| <p>DS-Kabelverschraubung aus Metall, mit 2 Druckringen und ausschneidbaren Dichtring DS cable fitting metal, with 2 pressure rings and cut-out sealing ring</p>   <table border="1" data-bbox="630 1388 853 1635"> <thead> <tr> <th>PG</th> <th>ø min</th> <th>ø max</th> <th>SW</th> </tr> </thead> <tbody> <tr> <td>11</td> <td>7,5</td> <td>12,5</td> <td>18</td> </tr> <tr> <td>13,5</td> <td>7,5</td> <td>12,5</td> <td>20</td> </tr> <tr> <td>16</td> <td>7,5</td> <td>15</td> <td>22</td> </tr> <tr> <td>21</td> <td>10</td> <td>19</td> <td>28</td> </tr> <tr> <td>29</td> <td>18</td> <td>27</td> <td>37</td> </tr> <tr> <td>36</td> <td>24</td> <td>33</td> <td>47</td> </tr> <tr> <td>42</td> <td>30</td> <td>39</td> <td>54</td> </tr> </tbody> </table> | PG | ø min | ø max | SW | 11 | 7,5 | 12,5 | 18 | 13,5 | 7,5 | 12,5 | 20 | 16 | 7,5 | 15 | 22 | 21 | 10 | 19 | 28 | 29 | 18 | 27 | 37 | 36 | 24 | 33 | 47 | 42 | 30 | 39 | 54 | | | 11 DS.11.DI 13,5 DS.13.DI 16 DS.16.DI 21 DS.21.DI 29 DS.29.DI 36 DS.36.DI 42 DS.42.DI | 1-1106004-9 2-1106004-9 3-1106004-9 4-1106004-9 5-1106004-9 6-1106004-9 7-1106004-9 | | | | | | | | | | | | | | | | | | | | | | | | | | | | | | | | | | | | | | | | |
| PG | ø min | ø max | SW | | | | | | | | | | | | | | | | | | | | | | | | | | | | | | | | | | | | | | | | | | | | | | | | | | | | | | | | | | | | | | | | | | | | | | | | | |
| 11 | 7,5 | 12,5 | 18 | | | | | | | | | | | | | | | | | | | | | | | | | | | | | | | | | | | | | | | | | | | | | | | | | | | | | | | | | | | | | | | | | | | | | | | | | |
| 13,5 | 7,5 | 12,5 | 20 | | | | | | | | | | | | | | | | | | | | | | | | | | | | | | | | | | | | | | | | | | | | | | | | | | | | | | | | | | | | | | | | | | | | | | | | | |
| 16 | 7,5 | 15 | 22 | | | | | | | | | | | | | | | | | | | | | | | | | | | | | | | | | | | | | | | | | | | | | | | | | | | | | | | | | | | | | | | | | | | | | | | | | |
| 21 | 10 | 19 | 28 | | | | | | | | | | | | | | | | | | | | | | | | | | | | | | | | | | | | | | | | | | | | | | | | | | | | | | | | | | | | | | | | | | | | | | | | | |
| 29 | 18 | 27 | 37 | | | | | | | | | | | | | | | | | | | | | | | | | | | | | | | | | | | | | | | | | | | | | | | | | | | | | | | | | | | | | | | | | | | | | | | | | |
| 36 | 24 | 33 | 47 | | | | | | | | | | | | | | | | | | | | | | | | | | | | | | | | | | | | | | | | | | | | | | | | | | | | | | | | | | | | | | | | | | | | | | | | | |
| 42 | 30 | 39 | 54 | | | | | | | | | | | | | | | | | | | | | | | | | | | | | | | | | | | | | | | | | | | | | | | | | | | | | | | | | | | | | | | | | | | | | | | | | |
| <p>Dichtungsset für Gehäuseserie HA.3 für IP 65 Dichtring Gastset for series HA.3 hoods; IP 65</p>  <p>für HA.3 Stecker/for series HA.3 hood</p>  <p>für HA.3 Anbau-/Sockel- oder Kupplungsgehäuse/for series HA.3 housings</p> | | | SetM3x8Dicht2 SetM3x8Dicht1 | 0-1103028-2 0-1103028-1 | | | | | | | | | | | | | | | | | | | | | | | | | | | | | | | | | | | | | | | | | | | | | | | | | | | | | | | | | | | | | | | | | | | | | | | | |

Kabelverschraubungen und Zubehör/Cable fittings and accessories

HUT-Verschraubung Kunststoff
HUT-Verschraubung Messing, vernickelt

Gland fitting plastic
Gland fitting brass, nickel plated



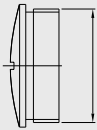
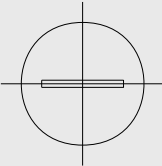

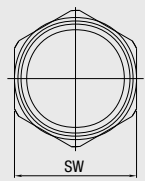
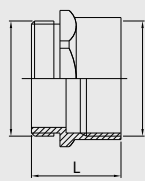
IP 68

| Bezeichnung Description | Metr. | PG | Bestelltext Designation | Bestell-Nr. Order No. | | | | | | | | | | | | | | | | | | | | | | | | | | | | | | | | | | | | | | | | | | | | | | | | | | | | | | | | | | | | |
|--|--|-------|--|--|-----|---|----|----|------|---|----|----|-----|----|----|----|-----|----|----|----|-----|----|----|----|-----|----|----|----|--|--|--|----|-------|--|--|---|-----|---|----|----|-----|---|----|----|-----|----|----|----|-----|----|----|----|-----|----|----|----|-----|----|----|----|--|--|---|---|
| <p>Hut-Verschraubung PG, IP 68 aus Kunststoff Gland fitting IP 68 plastic</p>  <table border="1"> <thead> <tr> <th>PG</th> <th>D min</th> <th>D max</th> <th>SW</th> </tr> </thead> <tbody> <tr><td>11</td><td>5</td><td>10</td><td>22</td></tr> <tr><td>13,5</td><td>6</td><td>12</td><td>24</td></tr> <tr><td>16</td><td>10</td><td>14</td><td>27</td></tr> <tr><td>21</td><td>13</td><td>18</td><td>33</td></tr> <tr><td>29</td><td>18</td><td>25</td><td>42</td></tr> <tr><td>36</td><td>22</td><td>32</td><td>53</td></tr> <tr><td>42</td><td>32</td><td>38</td><td>60</td></tr> </tbody> </table> | PG | D min | D max | SW | 11 | 5 | 10 | 22 | 13,5 | 6 | 12 | 24 | 16 | 10 | 14 | 27 | 21 | 13 | 18 | 33 | 29 | 18 | 25 | 42 | 36 | 22 | 32 | 53 | 42 | 32 | 38 | 60 | | 11 13,5 16 21 29 36 42 | HUT.11.P HUT.13.P HUT.16.P HUT.21.P HUT.29.P HUT.36.P HUT.42.P | 1-1106005-7 2-1106005-7 3-1106005-7 4-1106005-7 5-1106005-7 6-1106005-7 7-1106005-7 | | | | | | | | | | | | | | | | | | | | | | | | | | | | |
| PG | D min | D max | SW | | | | | | | | | | | | | | | | | | | | | | | | | | | | | | | | | | | | | | | | | | | | | | | | | | | | | | | | | | | | | |
| 11 | 5 | 10 | 22 | | | | | | | | | | | | | | | | | | | | | | | | | | | | | | | | | | | | | | | | | | | | | | | | | | | | | | | | | | | | | |
| 13,5 | 6 | 12 | 24 | | | | | | | | | | | | | | | | | | | | | | | | | | | | | | | | | | | | | | | | | | | | | | | | | | | | | | | | | | | | | |
| 16 | 10 | 14 | 27 | | | | | | | | | | | | | | | | | | | | | | | | | | | | | | | | | | | | | | | | | | | | | | | | | | | | | | | | | | | | | |
| 21 | 13 | 18 | 33 | | | | | | | | | | | | | | | | | | | | | | | | | | | | | | | | | | | | | | | | | | | | | | | | | | | | | | | | | | | | | |
| 29 | 18 | 25 | 42 | | | | | | | | | | | | | | | | | | | | | | | | | | | | | | | | | | | | | | | | | | | | | | | | | | | | | | | | | | | | | |
| 36 | 22 | 32 | 53 | | | | | | | | | | | | | | | | | | | | | | | | | | | | | | | | | | | | | | | | | | | | | | | | | | | | | | | | | | | | | |
| 42 | 32 | 38 | 60 | | | | | | | | | | | | | | | | | | | | | | | | | | | | | | | | | | | | | | | | | | | | | | | | | | | | | | | | | | | | | |
| <p>Hut-Verschraubung M, IP 68 aus Kunststoff Gland fitting IP 68 plastic</p>  <table border="1"> <thead> <tr> <th>Metr.</th> <th>D min</th> <th>D max</th> <th>SW</th> </tr> </thead> <tbody> <tr><td>M16</td><td>4</td><td>8</td><td>20</td></tr> <tr><td>M20</td><td>6</td><td>12</td><td>24</td></tr> <tr><td>M25</td><td>10</td><td>14</td><td>29</td></tr> <tr><td>M32</td><td>13</td><td>18</td><td>36</td></tr> <tr><td>M40</td><td>18</td><td>25</td><td>46</td></tr> <tr><td>M50</td><td>22</td><td>32</td><td>55</td></tr> </tbody> </table> | Metr. | D min | D max | SW | M16 | 4 | 8 | 20 | M20 | 6 | 12 | 24 | M25 | 10 | 14 | 29 | M32 | 13 | 18 | 36 | M40 | 18 | 25 | 46 | M50 | 22 | 32 | 55 | M16 M20 M25 M32 M40 M50 | HUT.M16.P HUT.M20.P HUT.M25.P HUT.M32.P HUT.M40.P HUT.M50.P | 1-1102771-6 2-1102771-0 2-1102771-5 3-1102771-2 4-1102771-0 5-1102771-0 | | | | | | | | | | | | | | | | | | | | | | | | | | | | | | | | | |
| Metr. | D min | D max | SW | | | | | | | | | | | | | | | | | | | | | | | | | | | | | | | | | | | | | | | | | | | | | | | | | | | | | | | | | | | | | |
| M16 | 4 | 8 | 20 | | | | | | | | | | | | | | | | | | | | | | | | | | | | | | | | | | | | | | | | | | | | | | | | | | | | | | | | | | | | | |
| M20 | 6 | 12 | 24 | | | | | | | | | | | | | | | | | | | | | | | | | | | | | | | | | | | | | | | | | | | | | | | | | | | | | | | | | | | | | |
| M25 | 10 | 14 | 29 | | | | | | | | | | | | | | | | | | | | | | | | | | | | | | | | | | | | | | | | | | | | | | | | | | | | | | | | | | | | | |
| M32 | 13 | 18 | 36 | | | | | | | | | | | | | | | | | | | | | | | | | | | | | | | | | | | | | | | | | | | | | | | | | | | | | | | | | | | | | |
| M40 | 18 | 25 | 46 | | | | | | | | | | | | | | | | | | | | | | | | | | | | | | | | | | | | | | | | | | | | | | | | | | | | | | | | | | | | | |
| M50 | 22 | 32 | 55 | | | | | | | | | | | | | | | | | | | | | | | | | | | | | | | | | | | | | | | | | | | | | | | | | | | | | | | | | | | | | |
| <p>Hut-Verschraubung IP 68 Messing, vernickelt Neoprene-Dichteinsatz und O-Dichtring am Anschlussgewinde Gland fitting IP 68 brass, nickel-plated neoprene sealing insert and O ring at connection thread</p>  <table border="1"> <thead> <tr> <th>PG</th> <th>D min</th> <th>D max</th> <th>SW</th> </tr> </thead> <tbody> <tr><td>11</td><td>5</td><td>10</td><td>20</td></tr> <tr><td>13,5</td><td>6</td><td>12</td><td>22</td></tr> <tr><td>16</td><td>10</td><td>14</td><td>24</td></tr> <tr><td>21</td><td>13</td><td>18</td><td>30</td></tr> <tr><td>29</td><td>18</td><td>25</td><td>40</td></tr> <tr><td>36</td><td>22</td><td>32</td><td>50</td></tr> <tr><td>42</td><td>32</td><td>38</td><td>57</td></tr> </tbody> </table> <table border="1"> <thead> <tr> <th>Metr.</th> <th>D min</th> <th>D max</th> <th>SW</th> </tr> </thead> <tbody> <tr><td>M16</td><td>5</td><td>10</td><td>17</td></tr> <tr><td>M20</td><td>6</td><td>12</td><td>22</td></tr> <tr><td>M25</td><td>13</td><td>18</td><td>27</td></tr> <tr><td>M32</td><td>18</td><td>25</td><td>34</td></tr> <tr><td>M40</td><td>22</td><td>32</td><td>43</td></tr> <tr><td>M50</td><td>32</td><td>38</td><td>55</td></tr> </tbody> </table> | PG | D min | D max | SW | 11 | 5 | 10 | 20 | 13,5 | 6 | 12 | 22 | 16 | 10 | 14 | 24 | 21 | 13 | 18 | 30 | 29 | 18 | 25 | 40 | 36 | 22 | 32 | 50 | 42 | 32 | 38 | 57 | Metr. | D min | D max | SW | M16 | 5 | 10 | 17 | M20 | 6 | 12 | 22 | M25 | 13 | 18 | 27 | M32 | 18 | 25 | 34 | M40 | 22 | 32 | 43 | M50 | 32 | 38 | 55 | | 11 13,5 16 21 29 36 42 | HUT.11.MS HUT.13.MS HUT.16.MS HUT.21.MS HUT.29.MS HUT.36.MS HUT.42.MS | 1-1106006-9 2-1106006-9 3-1106006-9 4-1106006-9 5-1106006-9 6-1106006-9 7-1106006-9 |
| PG | D min | D max | SW | | | | | | | | | | | | | | | | | | | | | | | | | | | | | | | | | | | | | | | | | | | | | | | | | | | | | | | | | | | | | |
| 11 | 5 | 10 | 20 | | | | | | | | | | | | | | | | | | | | | | | | | | | | | | | | | | | | | | | | | | | | | | | | | | | | | | | | | | | | | |
| 13,5 | 6 | 12 | 22 | | | | | | | | | | | | | | | | | | | | | | | | | | | | | | | | | | | | | | | | | | | | | | | | | | | | | | | | | | | | | |
| 16 | 10 | 14 | 24 | | | | | | | | | | | | | | | | | | | | | | | | | | | | | | | | | | | | | | | | | | | | | | | | | | | | | | | | | | | | | |
| 21 | 13 | 18 | 30 | | | | | | | | | | | | | | | | | | | | | | | | | | | | | | | | | | | | | | | | | | | | | | | | | | | | | | | | | | | | | |
| 29 | 18 | 25 | 40 | | | | | | | | | | | | | | | | | | | | | | | | | | | | | | | | | | | | | | | | | | | | | | | | | | | | | | | | | | | | | |
| 36 | 22 | 32 | 50 | | | | | | | | | | | | | | | | | | | | | | | | | | | | | | | | | | | | | | | | | | | | | | | | | | | | | | | | | | | | | |
| 42 | 32 | 38 | 57 | | | | | | | | | | | | | | | | | | | | | | | | | | | | | | | | | | | | | | | | | | | | | | | | | | | | | | | | | | | | | |
| Metr. | D min | D max | SW | | | | | | | | | | | | | | | | | | | | | | | | | | | | | | | | | | | | | | | | | | | | | | | | | | | | | | | | | | | | | |
| M16 | 5 | 10 | 17 | | | | | | | | | | | | | | | | | | | | | | | | | | | | | | | | | | | | | | | | | | | | | | | | | | | | | | | | | | | | | |
| M20 | 6 | 12 | 22 | | | | | | | | | | | | | | | | | | | | | | | | | | | | | | | | | | | | | | | | | | | | | | | | | | | | | | | | | | | | | |
| M25 | 13 | 18 | 27 | | | | | | | | | | | | | | | | | | | | | | | | | | | | | | | | | | | | | | | | | | | | | | | | | | | | | | | | | | | | | |
| M32 | 18 | 25 | 34 | | | | | | | | | | | | | | | | | | | | | | | | | | | | | | | | | | | | | | | | | | | | | | | | | | | | | | | | | | | | | |
| M40 | 22 | 32 | 43 | | | | | | | | | | | | | | | | | | | | | | | | | | | | | | | | | | | | | | | | | | | | | | | | | | | | | | | | | | | | | |
| M50 | 32 | 38 | 55 | | | | | | | | | | | | | | | | | | | | | | | | | | | | | | | | | | | | | | | | | | | | | | | | | | | | | | | | | | | | | |
| | M16 M20 M25 M32 M40 M50 | | HUT.M16.MS HUT.M20.MS HUT.M25.MS HUT.M32.MS HUT.M40.MS HUT.M50.MS | 1-1102770-6 2-1102770-0 2-1102770-5 3-1102770-2 4-1102770-0 5-1102770-0 | | | | | | | | | | | | | | | | | | | | | | | | | | | | | | | | | | | | | | | | | | | | | | | | | | | | | | | | | | | | |

Kabelverschraubungen und Zubehör/Cable fittings and accessories

GM-Gegenmuttern, BS-Blindstopfen, Zwischenstutzen 6kt
Messing, vernickelt


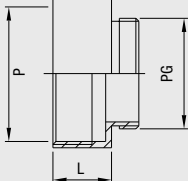
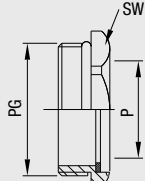
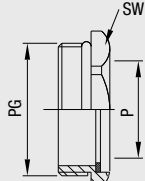

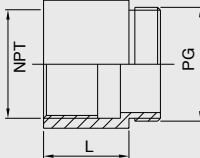
GM lock nut, BS blanking piece, hexagonal adaptor
Brass, nickel plated

| Bezeichnung Description | Metr. | PG | Bestelltext Designation | Bestell-Nr. Order No. | | | | | | | | | | | | | | | | | | | | | | | | | |
|--|---|--|--|--|---|----|----|------|----|-----|----|----|----|----|----|----|----|--|--|---|------|----|----|----|----|--|--|---|---|
| <p>GM-Gegenmuttern Messing vernickelt, bei dünnwandiger Gehäusewand Verschraubung kontern GM lock nut brass nickel-plated, used to lock screwed fittings (housings with thin walls)</p>  <table border="1" data-bbox="667 672 826 936"> <thead> <tr> <th>SW</th> <th>Stärke Thickness</th> </tr> </thead> <tbody> <tr><td>21</td><td>3</td></tr> <tr><td>23</td><td>3</td></tr> <tr><td>26</td><td>3</td></tr> <tr><td>32</td><td>3,5</td></tr> <tr><td>41</td><td>4</td></tr> <tr><td>51</td><td>5</td></tr> <tr><td>60</td><td>5</td></tr> </tbody> </table> | SW | Stärke Thickness | 21 | 3 | 23 | 3 | 26 | 3 | 32 | 3,5 | 41 | 4 | 51 | 5 | 60 | 5 | | 11 13,5 16 21 29 36 42 | GM.11.SKT-MS GM.13.SKT-MS GM.16.SKT-MS GM.21.SKT-MS GM.29.SKT-MS GM.36.SKT-MS GM.42.SKT-MS | 1-1106055-2 2-1106055-2 3-1106055-2 4-1106055-2 5-1106055-2 6-1106055-2 7-1106055-2 | | | | | | | | | |
| | SW | Stärke Thickness | | | | | | | | | | | | | | | | | | | | | | | | | | | |
| | 21 | 3 | | | | | | | | | | | | | | | | | | | | | | | | | | | |
| | 23 | 3 | | | | | | | | | | | | | | | | | | | | | | | | | | | |
| | 26 | 3 | | | | | | | | | | | | | | | | | | | | | | | | | | | |
| | 32 | 3,5 | | | | | | | | | | | | | | | | | | | | | | | | | | | |
| | 41 | 4 | | | | | | | | | | | | | | | | | | | | | | | | | | | |
| | 51 | 5 | | | | | | | | | | | | | | | | | | | | | | | | | | | |
| | 60 | 5 | | | | | | | | | | | | | | | | | | | | | | | | | | | |
| | <p>BS-Blindstopfen Messing vernickelt (O-Dichtring bitte separat bestellen) BS blanking piece brass nickel-plated (please order O ring separately)</p>    | M16 M20 M25 M32 M40 M50 | 11 13,5 16 21 29 36 42 | BS.11.MS BS.13.MS BS.16.MS BS.21.MS BS.29.MS BS.36.MS BS.42.MS BS.M16.MS BS.M20.MS BS.M25.MS BS.M32.MS BS.M40.MS BS.M50.MS | 1-1106056-3 2-1106056-3 3-1106056-3 4-1106056-3 5-1106056-3 6-1106056-3 7-1106056-3 1-1102773-6 2-1102773-0 2-1102773-5 3-1102773-2 4-1102773-0 5-1102773-0 | | | | | | | | | | | | | | | | | | | | | | | | |
| <p>Zwischenstutzen-6kt. Messing vernickelt (O-Dichtring bitte separat bestellen) Hexagonal adaptor brass, nickel-plated (please order O ring separately)</p>    <table border="1" data-bbox="603 1792 766 2033"> <thead> <tr> <th>PG</th> <th>L</th> <th>SW</th> </tr> </thead> <tbody> <tr><td>11</td><td>17</td><td>20</td></tr> <tr><td>13,5</td><td>19</td><td>22</td></tr> <tr><td>16</td><td>20</td><td>24</td></tr> <tr><td>21</td><td>22</td><td>30</td></tr> <tr><td>29</td><td>24,5</td><td>40</td></tr> <tr><td>36</td><td>28,5</td><td>50</td></tr> <tr><td>42</td><td>32</td><td>57</td></tr> </tbody> </table> | | PG | L | SW | 11 | 17 | 20 | 13,5 | 19 | 22 | 16 | 20 | 24 | 21 | 22 | 30 | 29 | 24,5 | 40 | 36 | 28,5 | 50 | 42 | 32 | 57 | | 11 13,5 16 21 29 36 42 | ZW.ST.11.SKT-MS ZW.ST.13.SKT-MS ZW.ST.16.SKT-MS ZW.ST.21.SKT-MS ZW.ST.29.SKT-MS ZW.ST.36.SKT-MS ZW.ST.42.SKT-MS | 1-1106057-4 2-1106057-4 3-1106057-4 4-1106057-4 5-1106057-4 6-1106057-4 7-1106057-4 |
| | | PG | L | SW | | | | | | | | | | | | | | | | | | | | | | | | | |
| | | 11 | 17 | 20 | | | | | | | | | | | | | | | | | | | | | | | | | |
| | | 13,5 | 19 | 22 | | | | | | | | | | | | | | | | | | | | | | | | | |
| | | 16 | 20 | 24 | | | | | | | | | | | | | | | | | | | | | | | | | |
| | | 21 | 22 | 30 | | | | | | | | | | | | | | | | | | | | | | | | | |
| | | 29 | 24,5 | 40 | | | | | | | | | | | | | | | | | | | | | | | | | |
| 36 | | 28,5 | 50 | | | | | | | | | | | | | | | | | | | | | | | | | | |
| 42 | | 32 | 57 | | | | | | | | | | | | | | | | | | | | | | | | | | |

Kabelverschraubungen und Zubehör/Cable fittings and accessories

**ERW-Erweiterung, REDU 6kt, Messing, vernickelt
Adapter NPT-PG**

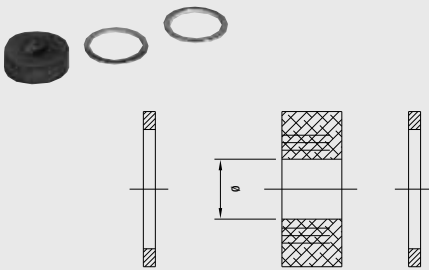
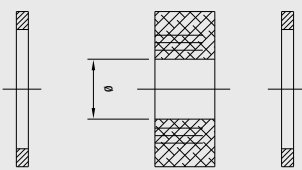
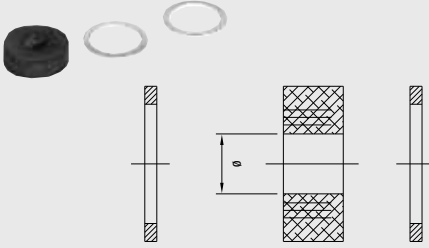


**ERW increasing piece, REDU hexagonal reducing piece, Brass, nickel plated
Adaptor NPT-PG**

| Bezeichnung Description | Metr. | PG | Bestelltext Designation | Bestell-Nr. Order No. | | | | | | | | | | | | | | | | | | | | | | | | | | | | | | | | | | | | | | |
|--|--------|------|----------------------------|--------------------------|------|------|------|------|------|------|------|------|------|------|------|----|--------|------|----|--------|----|----|--|---|----|----|----|----|----|---|---|----|----|----|----|----|----|----|----|--|---|--|
| <p>ERW-Erweiterung Messing vernickelt <i>ERW increasing piece</i> brass, nickel-plated</p>   <table border="1"> <thead> <tr> <th>PG</th> <th>P</th> <th>L</th> </tr> </thead> <tbody> <tr><td>11</td><td>13,5</td><td>11,5</td></tr> <tr><td>11</td><td>16</td><td>11,5</td></tr> <tr><td>13,5</td><td>16</td><td>12,5</td></tr> <tr><td>13,5</td><td>21</td><td>12,5</td></tr> <tr><td>16</td><td>21</td><td>14,5</td></tr> <tr><td>21</td><td>29</td><td>16</td></tr> <tr><td>29</td><td>36</td><td>19,5</td></tr> <tr><td>36</td><td>42</td><td>22</td></tr> </tbody> </table> | PG | P | L | 11 | 13,5 | 11,5 | 11 | 16 | 11,5 | 13,5 | 16 | 12,5 | 13,5 | 21 | 12,5 | 16 | 21 | 14,5 | 21 | 29 | 16 | 29 | 36 | 19,5 | 36 | 42 | 22 | | | 11\13,5 11\16 13,5\16 13,5\21 16\21 21\29 29\36 ERW.11/13.MS ERW.11/16.MS ERW.13/16.MS ERW.13/21.MS ERW.16/21.MS ERW.21/29.MS ERW.29/36.MS | 1-1106058-5 7-1106058-5 2-1106058-5 8-1106058-5 3-1106058-5 4-1106058-5 5-1106058-5 | | | | | | | | | | | |
| PG | P | L | | | | | | | | | | | | | | | | | | | | | | | | | | | | | | | | | | | | | | | | |
| 11 | 13,5 | 11,5 | | | | | | | | | | | | | | | | | | | | | | | | | | | | | | | | | | | | | | | | |
| 11 | 16 | 11,5 | | | | | | | | | | | | | | | | | | | | | | | | | | | | | | | | | | | | | | | | |
| 13,5 | 16 | 12,5 | | | | | | | | | | | | | | | | | | | | | | | | | | | | | | | | | | | | | | | | |
| 13,5 | 21 | 12,5 | | | | | | | | | | | | | | | | | | | | | | | | | | | | | | | | | | | | | | | | |
| 16 | 21 | 14,5 | | | | | | | | | | | | | | | | | | | | | | | | | | | | | | | | | | | | | | | | |
| 21 | 29 | 16 | | | | | | | | | | | | | | | | | | | | | | | | | | | | | | | | | | | | | | | | |
| 29 | 36 | 19,5 | | | | | | | | | | | | | | | | | | | | | | | | | | | | | | | | | | | | | | | | |
| 36 | 42 | 22 | | | | | | | | | | | | | | | | | | | | | | | | | | | | | | | | | | | | | | | | |
| <p>REDU-6kt. Reduzierung Messing vernickelt <i>REDU hexagonal reducing piece</i> brass, nickel-plated</p>   <table border="1"> <thead> <tr> <th>PG</th> <th>P</th> <th>SW</th> </tr> </thead> <tbody> <tr><td>11</td><td>9</td><td>20</td></tr> <tr><td>13,5</td><td>9</td><td>24</td></tr> <tr><td>13,5</td><td>11</td><td>24</td></tr> <tr><td>16</td><td>11</td><td>24</td></tr> <tr><td>16</td><td>13,5</td><td>24</td></tr> <tr><td>21</td><td>13,5</td><td>32</td></tr> <tr><td>21</td><td>16</td><td>41</td></tr> <tr><td>29</td><td>16</td><td>41</td></tr> <tr><td>29</td><td>21</td><td>41</td></tr> <tr><td>36</td><td>21</td><td>50</td></tr> <tr><td>36</td><td>29</td><td>50</td></tr> <tr><td>42</td><td>29</td><td>60</td></tr> </tbody> </table> | PG | P | SW | 11 | 9 | 20 | 13,5 | 9 | 24 | 13,5 | 11 | 24 | 16 | 11 | 24 | 16 | 13,5 | 24 | 21 | 13,5 | 32 | 21 | 16 | 41 | 29 | 16 | 41 | 29 | 21 | 41 | 36 | 21 | 50 | 36 | 29 | 50 | 42 | 29 | 60 | | 13,5\9 13,5\11 16\11 16\13 21\13 21\16 29\16 29\21 36\21 36\29 REDU.13/09.MS.8 REDU.13/11.MS.8 REDU.16/11.MS.8 REDU.16/13.MS.8 REDU.21/13.MS.8 REDU.21/16.MS.8 REDU.29/16.MS.8 REDU.29/21.MS.8 REDU.36/21.MS.8 REDU.36/29.MS.8 | 8-1106062-6 2-1106062-6 9-1106062-6 3-1106062-6 0-1106062-6 4-1106062-6 0-1106062-7 5-1106062-6 1-1106062-7 6-1106062-6 |
| PG | P | SW | | | | | | | | | | | | | | | | | | | | | | | | | | | | | | | | | | | | | | | | |
| 11 | 9 | 20 | | | | | | | | | | | | | | | | | | | | | | | | | | | | | | | | | | | | | | | | |
| 13,5 | 9 | 24 | | | | | | | | | | | | | | | | | | | | | | | | | | | | | | | | | | | | | | | | |
| 13,5 | 11 | 24 | | | | | | | | | | | | | | | | | | | | | | | | | | | | | | | | | | | | | | | | |
| 16 | 11 | 24 | | | | | | | | | | | | | | | | | | | | | | | | | | | | | | | | | | | | | | | | |
| 16 | 13,5 | 24 | | | | | | | | | | | | | | | | | | | | | | | | | | | | | | | | | | | | | | | | |
| 21 | 13,5 | 32 | | | | | | | | | | | | | | | | | | | | | | | | | | | | | | | | | | | | | | | | |
| 21 | 16 | 41 | | | | | | | | | | | | | | | | | | | | | | | | | | | | | | | | | | | | | | | | |
| 29 | 16 | 41 | | | | | | | | | | | | | | | | | | | | | | | | | | | | | | | | | | | | | | | | |
| 29 | 21 | 41 | | | | | | | | | | | | | | | | | | | | | | | | | | | | | | | | | | | | | | | | |
| 36 | 21 | 50 | | | | | | | | | | | | | | | | | | | | | | | | | | | | | | | | | | | | | | | | |
| 36 | 29 | 50 | | | | | | | | | | | | | | | | | | | | | | | | | | | | | | | | | | | | | | | | |
| 42 | 29 | 60 | | | | | | | | | | | | | | | | | | | | | | | | | | | | | | | | | | | | | | | | |
| <p>Adapter NPT-PG <i>Adapter NPT-PG</i></p>   <table border="1"> <thead> <tr> <th>PG</th> <th>NPT</th> <th>L</th> </tr> </thead> <tbody> <tr><td>11</td><td>3/8"</td><td>14</td></tr> <tr><td>13,5</td><td>1/2"</td><td>18</td></tr> <tr><td>16</td><td>1/2"</td><td>18</td></tr> <tr><td>21</td><td>3/4"</td><td>18</td></tr> <tr><td>36</td><td>1 1/4"</td><td>20</td></tr> <tr><td>42</td><td>1 1/4"</td><td>18</td></tr> </tbody> </table> | PG | NPT | L | 11 | 3/8" | 14 | 13,5 | 1/2" | 18 | 16 | 1/2" | 18 | 21 | 3/4" | 18 | 36 | 1 1/4" | 20 | 42 | 1 1/4" | 18 | | 11/3/8" 13,5/1/2" 16/1/2" 21/3/4" 36/1 1/4" Ü-PG.11-NPT.3/8 Ü-PG.13-NPT.1/2 Ü-PG.16-NPT.1/2 Ü-PG.21-NPT.3/4 Ü-PG.36-NPT.1 1/4 | 1-1106066-8 2-1106066-8 3-1106066-8 4-1106066-8 6-1106066-8 | | | | | | | | | | | | | | | | | | |
| PG | NPT | L | | | | | | | | | | | | | | | | | | | | | | | | | | | | | | | | | | | | | | | | |
| 11 | 3/8" | 14 | | | | | | | | | | | | | | | | | | | | | | | | | | | | | | | | | | | | | | | | |
| 13,5 | 1/2" | 18 | | | | | | | | | | | | | | | | | | | | | | | | | | | | | | | | | | | | | | | | |
| 16 | 1/2" | 18 | | | | | | | | | | | | | | | | | | | | | | | | | | | | | | | | | | | | | | | | |
| 21 | 3/4" | 18 | | | | | | | | | | | | | | | | | | | | | | | | | | | | | | | | | | | | | | | | |
| 36 | 1 1/4" | 20 | | | | | | | | | | | | | | | | | | | | | | | | | | | | | | | | | | | | | | | | |
| 42 | 1 1/4" | 18 | | | | | | | | | | | | | | | | | | | | | | | | | | | | | | | | | | | | | | | | |

Kabelverschraubungen und Zubehör/Cable fittings and accessories

**ERW-Erweiterung, REDU 6kt, Messing, vernickelt
Adapter NPT-PG**

**ERW increasing piece, REDU hexagonal reducing piece, Brass, nickel plated
Adaptor NPT-PG**

| Bezeichnung Description | Metr. | PG | Bestelltext Designation | Bestell-Nr. Order No. |
|---|-------|------|----------------------------|--------------------------|
| Ausschneidbarer Dichtring Neoprene schwarz, mit 2 Metall-Druckscheiben <i>Cut-out sealing ring</i> Neoprene black 2 metal pressure rings  | | 11 | ASD.11.N | 1-1106050-1 |
| | | 13,5 | ASD.13.N | 2-1106050-1 |
| | | 16 | ASD.16.N | 3-1106050-1 |
| | | 21 | ASD.21.N | 4-1106050-1 |
| | | 29 | ASD.29.N | 5-1106050-1 |
| | | 36 | ASD.36.N | 6-1106050-1 |
| | | 42 | ASD.42.N | 7-1106050-1 |
| Ausschneidbarer Dichtring für K-Serie <i>Cut-out sealing ring</i> for K-series  | | 16 | ASD-K.16.N | 3-1106051-1 |
| | | 21 | ASD-K.21.N | 4-1106051-1 |
| | | 29 | ASD-K.29.N | 5-1106051-1 |
| Viton , mit 2 Kunststoff-Druckscheiben, für hohe Temperaturen <i>Viton</i> , 2 plastic pressure rings for high temperatures  | | 11 | ASD-K.11.V | 1-1106052-1 |
| | | 21 | ASD-K.21.V | 4-1106052-1 |
| | | 36 | ASD-K.36.V | 6-1106052-1 |
| | | 42 | ASD-K.42.V | 7-1106052-1 |
| | | | | |
| O-Dichtringe Standard schwarz <i>O rings</i> standard black  | M20 | 11 | O-RING.11.SCHW | 1-1106053-1 |
| | | 13,5 | O-RING.13.SCHW | 2-1106053-1 |
| | M25 | 16 | O-RING.16.SCHW | 3-1106053-1 |
| | M32 | 21 | O-RING.21.SCHW | 4-1106053-1 |
| | M40 | 29 | O-RING.29.SCHW | 5-1106053-1 |
| | M50 | 36 | O-RING.36.SCHW | 6-1106053-1 |
| | | 42 | O-RING.42.SCHW | 7-1106053-1 |
| O-Dichtringe Viton, für hohe Temperaturen bis 200° C Dauertemperatur <i>O rings</i> Viton, for high temperatures (up to 200° C permanent temperature)  | M20 | 11 | O-RING.11.VITON | 1-1106053-2 |
| | | 13,5 | O-RING.13.VITON | 2-1106053-2 |
| | M40 | 29 | O-RING.29.VITON | 5-1106053-2 |
| | | 42 | O-RING.42.VITON | 7-1106053-2 |
| | | | | |

| PG | D min | D max |
|------|-------|-------|
| 11 | 7,5 | 12,5 |
| 13,5 | 7,5 | 12,5 |
| 16 | 7,5 | 15 |
| 21 | 10 | 19 |
| 29 | 18 | 27 |
| 36 | 24 | 33 |
| 42 | 30 | 39 |

| PG | D min | D max |
|------|-------|-------|
| 11 | 7,5 | 12,5 |
| 13,5 | 7,5 | 12,5 |
| 16 | 7,5 | 15 |
| 21 | 10 | 19 |
| 29 | 18 | 27 |
| 36 | 24 | 33 |
| 42 | 30 | 39 |

| Innen-Durchmesser x Schnurstärke Inner diameter x ring diameter |
|--|
| 16x1,5 |
| 18x1,5 |
| 20x1,5 |
| 26x2 |
| 34x2 |
| 44x2 |
| 50x2 |

HF-Modul/HF-Module

150 A HF 06-Kontakt

Kontaktzahlen
No. of contacts

150 A HF 06-contact

1 + 2

1000V/150A, 250V/10A

| Bezeichnung Description | Bestelltext Designation | Bestell-Nr./Order No. | |
|--|----------------------------|-----------------------------|-------------------------------|
| | | Stifteinsatz Male insert | Buchseinsatz Female insert |
| Oberteil für Stiftkontakte Top part for male contacts | MDL2.1+2.Sti.C | 0-1103024-1 | |
| Unterteil für Buchsenkontakte Bottom part for female contacts | MDL2.1+2.Bu.C | | 0-1103024-2 |

Passende Crimpkontakte siehe Seite 34 + 41, Passende Crimpwerkzeuge siehe Seite 34 + 42
Suitable Crimp contacts see page 34 + 41, Suitable Crimping tools see page 34 + 42

| Maßbild mm Dimensions mm | Kontaktanordnung Anschlußseite: Oberteil Contact arrangement termination side: top part | Kontaktanordnung Anschlußseite: Unterteil Contact arrangement termination side: bottom part |
|-----------------------------|--|--|
| | | |

HSS Modul/HSS Module

für HSS Crimp Kontakte

Kontaktzahlen
No. of contacts

for HSS crimp contacts

2 + 2

1000V/63A, 250V/10A

| Bezeichnung Description | Bestelltext Designation | Bestell-Nr./Order No. | |
|--|----------------------------|-----------------------------|-------------------------------|
| | | Stifteinsatz Male insert | Buchseinsatz Female insert |
| Oberteil für Stiftkontakte Top part for male contacts | MDL2.2+2.Sti.C | 0-1103019-1 | |
| Unterteil für Buchsenkontakte Bottom part for female contacts | MDL2.2+2.Bu.C | | 0-1103019-2 |

Passende Crimpkontakte siehe Seite 34 + 41, Passende Crimpwerkzeuge siehe Seite 34 + 41
Suitable Crimp contacts see page 34 + 41, Suitable Crimping tools see page 34 + 41

| Maßbild mm Dimensions mm | Kontaktanordnung Anschlußseite: Oberteil Contact arrangement termination side: top part | Kontaktanordnung Anschlußseite: Unterteil Contact arrangement termination side: bottom part |
|-----------------------------|--|--|
| | | |

HSM Modul/HSM Module

für HSM Crimp Kontakte

for HSM crimp contacts

Kontaktzahlen
No. of contacts

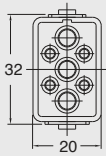
3 + 4

1000V/40A, 250V/10A

| Bezeichnung Description | Bestelltext Designation | Bestell-Nr./Order No. | |
|---|----------------------------|-----------------------------|-------------------------------|
| | | Stifteinsatz Male insert | Buchseinsatz Female insert |
| Oberteil für Stiftkontakte Top part for male contacts  | MDL2.3+4.Sti.C | 0-1103018-1 | |
| Unterteil für Buchsenkontakte Bottom part for female contacts  | MDL2.3+4.Bu.C | | 0-1103018-2 |

Passende Crimpkontakte siehe Seite 34 + 40, Passende Crimpwerkzeuge siehe Seite 34 + 40
Suitable Crimp contacts see page 34 + 40, Suitable Crimping tools see page 34 + 40

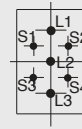
Maßbild mm
Dimensions mm



Kontaktanordnung Anschlußseite: Oberteil
Contact arrangement termination side: top part



Kontaktanordnung Anschlußseite: Unterteil
Contact arrangement termination side: bottom part



HVT-Modul/HVT-Module

für HVT Crimp Kontakte

for HVT crimp contacts

Kontaktzahlen
No. of contacts

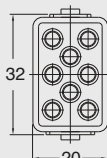
8

400V/16A

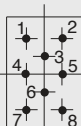
| Bezeichnung Description | Bestelltext Designation | Bestell-Nr./Order No. | |
|---|----------------------------|-----------------------------|-------------------------------|
| | | Stifteinsatz Male insert | Buchseinsatz Female insert |
| Oberteil für Stiftkontakte Top part for male contacts  | MDL2.8.Sti.C | 0-1103015-1 | |
| Unterteil für Buchsenkontakte Bottom part for female contacts  | MDL2.8.Bu.C | | 0-1103015-2 |

Passende Crimpkontakte siehe Seite 38, Passende Crimpwerkzeuge siehe Seite 38
Suitable Crimp contacts see page 38 Suitable Crimping tools see page 38

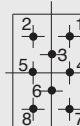
Maßbild mm
Dimensions mm



Kontaktanordnung Anschlußseite: Oberteil
Contact arrangement termination side: top part



Kontaktanordnung Anschlußseite: Unterteil
Contact arrangement termination side: bottom part



HN.D-Modul/HN.D-Module

für HN.D Crimp Kontakte

for HN.D crimp contacts

Kontaktzahlen
No. of contacts

15

400V/10A

| Bezeichnung Description | Bestelltext Designation | Bestell-Nr./Order No. | |
|--|--|-----------------------------|-------------------------------|
| | | Stifteinsatz Male insert | Buchseinsatz Female insert |
| Oberteil für Stiftkontakte Top part for male contacts | MDL2.HN.D.15.Sti.C MDL2.HN.D.18.Sti.C | 0-1103017-1 0-1103076-1 | |
| Unterteil für Buchsenkontakte Bottom part for female contacts | MDL2.HN.D.15.Bu.C MDL2.HN.D.18.Bu.C | | 0-1103017-2 0-1103076-2 |

Passende Crimpkontakte siehe Seite 34, Passende Crimpwerkzeuge siehe Seite 34
Suitable Crimp contacts see page 34, Suitable Crimping tools see page 34

Maßbild mm
Dimensions mm

Kontaktanordnung Anschlußseite: Oberteil
Contact arrangement termination side: top part

Kontaktanordnung Anschlußseite: Unterteil
Contact arrangement termination side: bottom part

15 polig/pole

18 polig/pole

15 polig/pole

18 polig/pole

HD-Modul/HD-Module

für HD.M Crimp Kontakte

for HD.M crimp contacts

Kontaktzahlen
No. of contacts

18

250V/10A

| Bezeichnung Description | Bestelltext Designation | Bestell-Nr./Order No. | |
|--|----------------------------|-----------------------------|-------------------------------|
| | | Stifteinsatz Male insert | Buchseinsatz Female insert |
| Oberteil für Stiftkontakte Top part for male contacts | MDL2.HD.18.Sti.C | 0-1103016-1 | |
| Unterteil für Buchsenkontakte Bottom part for female contacts | MDL2.HD.18.Bu.C | | 0-1103016-2 |

Passende Crimpkontakte siehe Seite 35, Fiberkontakte siehe Seite 44, Passende Crimpwerkzeuge siehe Seite 35 + 44
Suitable Crimp contacts see page 35, Suitable fiber contacts see page 44, Suitable Crimping tools see page 35 + 44

Maßbild mm
Dimensions mm

Kontaktanordnung Anschlußseite: Oberteil
Contact arrangement termination side: top part

Kontaktanordnung Anschlußseite: Unterteil
Contact arrangement termination side: bottom part

18 polig/pole



18 polig/pole

Dynamic 2800 Modul/Dynamic 2800 Module

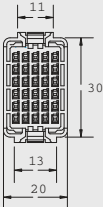


für Dynamic Kontakte
for Dynamic contacts

Kontaktzahlen
No. of contacts
30

250V/5A

| Bezeichnung Description | Bestelltext Designation | Bestell-Nr./Order No. | |
|---|----------------------------|-----------------------------|-------------------------------|
| | | Stifteinsatz Male insert | Buchseinsatz Female insert |
| Oberteil für Stiftkontakte Top part for male contacts  | Dynamic D-2800 Rec Hsg 30p | 0-1747365-1 | |
| Unterteil für Buchsenkontakte Bottom part for female contacts  | Dynamic D-2800 Tab Hsg 30p | | 0-1747366-1 |

Passende Kontakte siehe Seite 33, Passende Werkzeuge siehe Seite 33
Suitable Contacts see page 33, Suitable tools see page 33



| Maßbild mm Dimensions mm | Kontaktanordnung Anschlußseite: Oberteil Contact arrangement termination side: top part | Kontaktanordnung Anschlußseite: Unterteil Contact arrangement termination side: bottom part |
|--|--|--|
|  |  |  |

Dynamic 3800 Modul/Dynamic 3800 Module

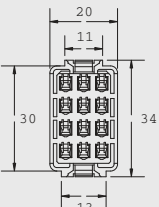


für Dynamic Kontakte
for Dynamic contacts

Kontaktzahlen
No. of contacts
12

600V/8A

| Bezeichnung Description | Bestelltext Designation | Bestell-Nr./Order No. | |
|---|----------------------------|-----------------------------|-------------------------------|
| | | Stifteinsatz Male insert | Buchseinsatz Female insert |
| Oberteil für Stiftkontakte Top part for male contacts  | Dynamic D-3800 | 0-1747363-1 | |
| Unterteil für Buchsenkontakte Bottom part for female contacts  | Dynamic D-3800 | | 0-1747364-1 |

Passende Kontakte siehe Seite 33, Passende Werkzeuge siehe Seite 33
Suitable Contacts see page 33, Suitable tools see page 33

| Maßbild mm Dimensions mm | Kontaktanordnung Anschlußseite: Oberteil Contact arrangement termination side: top part | Kontaktanordnung Anschlußseite: Unterteil Contact arrangement termination side: bottom part |
|---|--|--|
|  |  |  |

Twinax-Modul/Twinax-Module

für HVT Kontakte
for HVT contacts

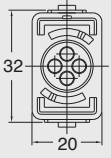


Kontaktzahlen
No. of contacts

4

150V/16A

| Bezeichnung Description | Bestelltext Designation | Bestell-Nr./Order No. | |
|---|----------------------------|-----------------------------|-------------------------------|
| | | Stifteinsatz Male insert | Buchseinsatz Female insert |
| Oberteil für Stiftkontakte Top part for male contacts  Unterteil für Buchsenkontakte Bottom part for female contacts  | MDL2.TX4.5,4.Sti.C | 0-1103023-1 | |
| | MDL2.TX4.8,5.Sti.C | 0-1103022-1 | |
| | MDL2.TX.MVB.Sti.C | 0-1108785-1 | |
| | MDL2.TX4.5,4.Bu.C | | 0-1103023-2 |
| | MDL2.TX4.8,5.Bu.C | | 0-1103022-2 |
| | MDL2.TX.MVB.Bu.C | | 0-1108786-1 |

Passende Crimpkontakte siehe Seite 38, Passende Crimpwerkzeuge siehe Seite 38
Suitable Crimp contacts see page 38, Suitable Crimping tools see page 38



| Maßbild mm Dimensions mm | Kontaktanordnung Anschlußseite: Oberteil Contact arrangement termination side: top part | Kontaktanordnung Anschlußseite: Unterteil Contact arrangement termination side: bottom part |
|--|--|--|
|  |  |  |

Koax-Modul/Coax-Module

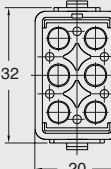

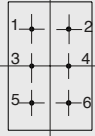
für Coax Crimp Kontakte
for Coax crimp contacts

Kontaktzahlen
No. of contacts

6

| Bezeichnung Description | Bestelltext Designation | Bestell-Nr./Order No. | |
|---|----------------------------|-----------------------------|-------------------------------|
| | | Stifteinsatz Male insert | Buchseinsatz Female insert |
| Oberteil für Stiftkontakte Top part for male contacts  Unterteil für Buchsenkontakte Bottom part for female contacts  | MDL2.KX.58/59.Sti | 0-1103021-1 | |
| | MDL2.KX.58/59.Bu | | 0-1103021-2 |

Passende Kontakte siehe Seite 43, Passende Werkzeuge siehe Seite 43
Suitable contacts see page 43, Suitable tools see page 41

| Maßbild mm Dimensions mm | Kontaktanordnung Anschlußseite: Oberteil Contact arrangement termination side: top part | Kontaktanordnung Anschlußseite: Unterteil Contact arrangement termination side: bottom part |
|---|--|--|
|  |  |  |

Koax-VT-Modul/Coax-VT-Module

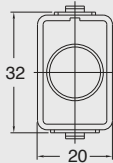
**Kontaktzahlen
No. of contacts**

1

| Bezeichnung Description | Bestelltext Designation | Bestell-Nr./Order No. | |
|--|----------------------------|-----------------------------|-------------------------------|
| | | Stifteinsatz Male insert | Buchseinsatz Female insert |
| Oberteil für Stiftkontakte Top part for male contacts | MDL2.KX.VT.Sti | 0-1103020-1 | |
| Unterteil für Buchsenkontakte Bottom part for female contacts | MDL2.KX.VT.Bu | | 0-1103020-2 |

Passende Coax Kontakte siehe Seite 43 (Typ KX.VT)
Suitable Coax contacts see page 43 (Type KX.VT)

Maßbild mm
Dimensions mm



**Kontaktzahlen
No. of contacts**

8

Ethernet Anwendung mit RJ45/Ethernet application with RJ45

| Bezeichnung Description | Bestelltext Designation | Bestell-Nr./Order No. | |
|----------------------------|--------------------------------------|----------------------------|-------------|
| | | Jack | Plug |
| Oberteil/Top part | MDL2.45.Jack.5e* MDL2.45.Jack.2** | 0-1108812-1 0-1108812-2 | |
| Unterteil/Bottom part | MDL2.45.Plug | | 0-1108813-1 |
| | MJ Plug ,Cat5 | | 5-569550-4 |

*CAT5e
**CAT2





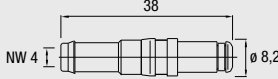
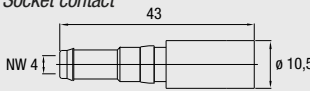
Passendes Werkzeug: 1-853400-0
Suitable tool: 1-853400-0

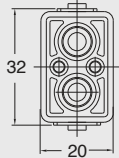
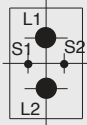
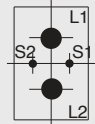
Pneumatik Modul/Pneumatic Module

10 bar



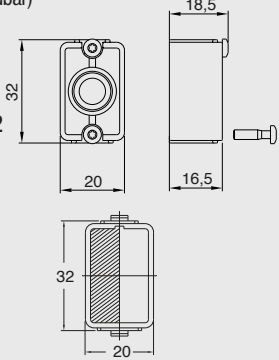
**Kontaktzahlen
No. of contacts**

2 + 2

| Bezeichnung Description | Bestelltext Designation | Bestell-Nr./Order No. | |
|--|---|-----------------------------|-------------------------------|
| | | Stifteinsatz Male insert | Buchseinsatz Female insert |
| <p>Oberteil/Top part</p>  | MDL2-AIR.Sti* | 0-1103025-1 | |
| <p>Unterteil/Bottom part</p>  | MDL2-AIR.Bu* | | 0-1103025-2 |
| <p>Kontakte/contacts</p>  <p>Stiftkontakt Pin contact</p>  | AIR.Sti.4mm,VA | 0-1105354-1 | |
|  <p>Buchsenkontakt Socket contact</p>  | AIR.Bu.V4VA mit Ventil/with valve | | 0-1105355-1 |
| | AIR.Bu.4VA ohne Ventil/without valve | | 0-1105355-2 |
| Ausdrückwerkzeug/Extraction tool | Ausdrückwerkzeug | 0-1102985-1 | |

| Maßbild mm Dimensions mm | Kontaktanordnung Anschlußseite: Oberteil Contact arrangement termination side: top part | Kontaktanordnung Anschlußseite: Unterteil Contact arrangement termination side: bottom part |
|---|--|--|
|  |  |  |

Erdmodul/Earth-Module, Blindmodul/Blind-Module

| Bezeichnung Description | Bestelltext Designation | Bestell-Nr./Order No. | |
|--|----------------------------|-----------------------|--------------------------|
| | | Oberteil Top part | Unterteil Bottom part |
| <p>Blindmodul/Blind module</p> <p>Modulkörper für Erdkontaktierung (für Stift und Buchse verwendbar) Modular block for earth</p>  <p>Passende Kontakte siehe Seite 42 Suitable contacts see page 42</p>   | MDL.E.C-6mm | 0-1110957-1 | |
| | MDL2.Blindmodul | | 0-1103014-1 |

Modul Halterahmen/Module Fixing Frame

Baugröße/Size 3/4

**Bezeichnung
Description**

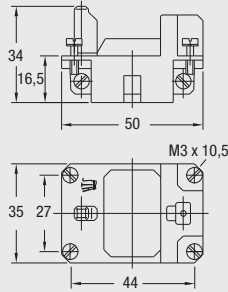
**Bestelltext
Designation**

**Bestell-Nr./Order No.
Oberteil
Top part** **Unterteil
Bottom part**

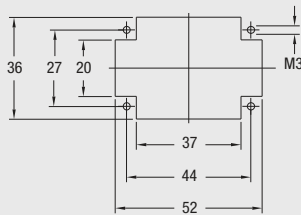
Halterahmen/Fixing frame



Für Modul MDL Seite 194–203
For module MDL page 194–203



Montageausschnitt/Panel cut-out



MDL2-GR.0/U-3

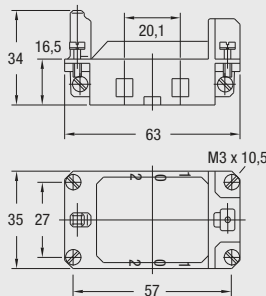
0-1108784-1

0-1108784-1

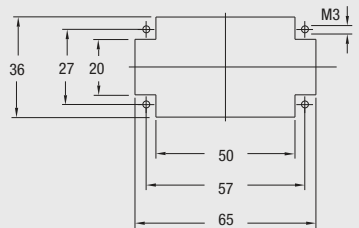
Halterahmen/Fixing frame



Für Modul MDL Seite 194–203
For module MDL page 194–203



Montageausschnitt/Panel cut-out



MDL2-GR.0-4/B.1-2
MDL2-GR.U-4/B.1-2

0-1108783-1

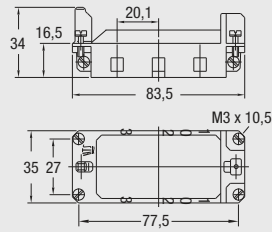
0-1108783-2

Modul Halterahmen/Module Fixing Frame

Baugröße/Size 6/8

**Bezeichnung
Description**

Halterahmen/Fixing frame

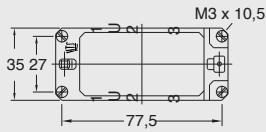


**Bestelltext
Designation**

MDL2-GR.0-6/B.1-3

Bestell-Nr./Order No.
Oberteil
Top part

0-1108782-1

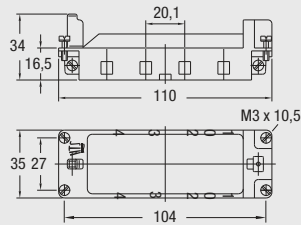

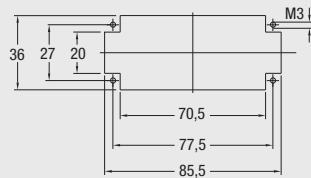


MDL2-GR.U-6/B.1-3

Unterteil
Bottom part


0-1108782-2

Montageausschnitt/Panel cut-out



MDL2-GR.0-8/B.1-4

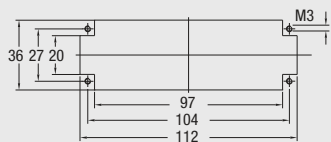
0-1108780-1



MDL2-GR.U-8/B.1-4

0-1108780-2

Montageausschnitt/Panel cut-out

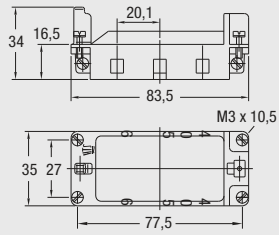


Modul Halterahmen/Module Fixing Frame

Baugröße/Size 10/12

**Bezeichnung
Description**

Halterahmen/Fixing frame

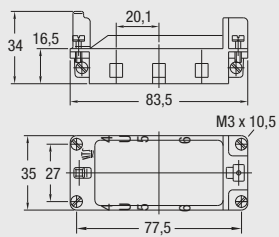
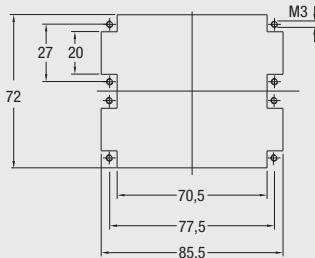


MDL2-GR.O-6/B.1-3
MDL2-GR.O-6/B.4-6

Bestell-Nr./Order No.
**Oberteil
Top part** **Unterteil
Bottom part**

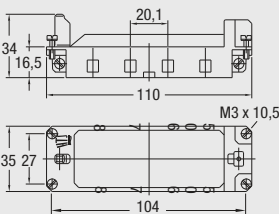

0-1108782-1
0-1108782-4

Montageausschnitt/Panel cut-out



MDL2-GR.U-6/B.1-3
MDL2-GR.U-6/B.4-6

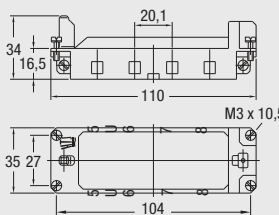

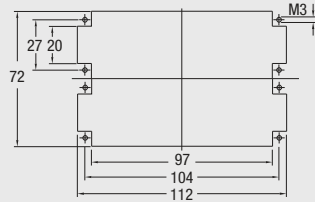
0-1108782-2
0-1108782-5



MDL2-GR.O-8/B.1-4
MDL2-GR.O-8/B.5-8

0-1108780-1
0-1108780-6

Montageausschnitt/Panel cut-out



MDL2-GR.U-8/B.1-4
MDL2-GR.U-8/B.5-8

0-1108780-2
0-1108780-7

HVS-HSS-Modul/HVS-HSS-Module

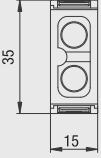


für HSS Crimp Kontakte
for HSS crimp contacts

Kontaktzahlen
No. of contacts
2

500V/63A

| Bezeichnung Description | Bestelltext Designation | Bestell-Nr./Order No. | |
|---|----------------------------|-----------------------------|-------------------------------|
| | | Stifteinsatz Male insert | Buchseinsatz Female insert |
| Oberteil für Stiftkontakte Top part for male contacts  | HVS-HSS.2.Sti.C | 0-1103275-1 | |
| Unterteil für Buchsenkontakte Bottom part for female contacts  | HVS-HSS.2.Bu.C | | 0-1103274-1 |

Passende Crimpkontakte siehe Seite 41, Passende Crimpwerkzeuge siehe Seite 41
Suitable Crimp contacts see page 41, Suitable Crimping tools see page 41

| Maßbild mm Dimensions mm | Kontaktanordnung Anschlußseite: Oberteil Contact arrangement termination side: top part | Kontaktanordnung Anschlußseite: Unterteil Contact arrangement termination side: bottom part |
|--|--|--|
|  |  |  |

HVS-HSK-Modul/HVS-HSK-Module

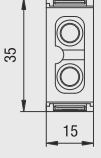


für HSK Crimp Kontakte
for HSK crimp contacts

Kontaktzahlen
No. of contacts
2

1000V/40A

| Bezeichnung Description | Bestelltext Designation | Bestell-Nr./Order No. | |
|---|----------------------------|-----------------------------|-------------------------------|
| | | Stifteinsatz Male insert | Buchseinsatz Female insert |
| Oberteil für Stiftkontakte Top part for male contacts  | HVS-HSK.2.Sti.C | 0-1103270-1 | |
| Unterteil für Buchsenkontakte Bottom part for female contacts  | HVS-HSK.2.Bu.C | | 0-1103271-1 |

Passende Crimpkontakte siehe Seite 39, Passende Crimpwerkzeuge siehe Seite 39
Suitable Crimp contacts see page 39, Suitable Crimping tools see page 39

| Maßbild mm Dimensions mm | Kontaktanordnung Anschlußseite: Oberteil Contact arrangement termination side: top part | Kontaktanordnung Anschlußseite: Unterteil Contact arrangement termination side: bottom part |
|---|--|--|
|  |  |  |



HVS-HSK-Modul/HVS-HSK-Module

für HSK Crimp Kontakte
for HSK crimp contacts

Kontaktzahlen
No. of contacts

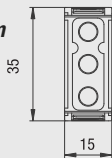
3

690V/40A

| Bezeichnung Description | Bestelltext Designation | Bestell-Nr./Order No. | |
|---|----------------------------|-----------------------------|-------------------------------|
| | | Stifteinsatz Male insert | Buchseinsatz Female insert |
| Oberteil für Stiftkontakte Top part for male contacts  | HVS-HSK.3.Sti.C | 0-1103272-1 | 0-1103273-1 |
| Unterteil für Buchsenkontakte Bottom part for female contacts  | HVS-HSK.3.Bu.C | | |

Passende Crimpkontakte siehe Seite 39, Passende Crimpwerkzeuge siehe Seite 39
Suitable Crimp contacts see page 39, Suitable Crimping tools see page 39

Maßbild mm
Dimensions mm



Kontaktanordnung Anschlußseite: Oberteil
Contact arrangement termination side: top part



Kontaktanordnung Anschlußseite: Unterteil
Contact arrangement termination side: bottom part





HVS-HE 5-Modul/HVS-HE 5-Module

für HE Spring Clamp Kontakte
for HE spring clamp contacts

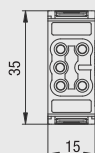
Kontaktzahlen
No. of contacts

5

400V/16A

| Bezeichnung Description | Bestelltext Designation | Bestell-Nr./Order No. | |
|---|----------------------------|-----------------------------|-------------------------------|
| | | Stifteinsatz Male insert | Buchseinsatz Female insert |
| Oberteil für Stiftkontakte Top part for male contacts  | HVS-HE.5.Sti.SC | 0-1103133-1 | 0-1103134-1 |
| Unterteil für Buchsenkontakte Bottom part for female contacts  | HVS-HE.5.Bu.SC | | |

Maßbild mm
Dimensions mm



Kontaktanordnung Anschlußseite: Oberteil
Contact arrangement termination side: top part



Kontaktanordnung Anschlußseite: Unterteil
Contact arrangement termination side: bottom part





HVS-HE 6-Modul/HVS-HE 6-Module

für HE Crimp Kontakte
for HE crimp contacts

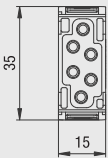


Kontaktzahlen
No. of contacts

6

500V/16A

| Bezeichnung Description | Bestelltext Designation | Bestell-Nr./Order No. | |
|---|----------------------------|-----------------------------|-------------------------------|
| | | Stifteinsatz Male insert | Buchseinsatz Female insert |
| Oberteil für Stiftkontakte Top part for male contacts  | HVS-HE.6.Sti.C | 0-1103244-1 | |
| Unterteil für Buchsenkontakte Bottom part for female contacts  | HVS-HE.6.Bu.C | | 0-1103245-1 |

Passende Crimpkontakte siehe Seite 37, Passende Crimpwerkzeuge siehe Seite 37
Suitable Crimp contacts see page 37, Suitable Crimping tools see page 37

| Maßbild mm Dimensions mm | Kontaktanordnung Anschlußseite: Oberteil Contact arrangement termination side: top part | Kontaktanordnung Anschlußseite: Unterteil Contact arrangement termination side: bottom part |
|--|--|--|
|  |  |  |

HVS-HE 8-Modul/HVS-HE 8-Module

für HE Crimp Kontakte
for HE crimp contacts

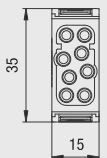

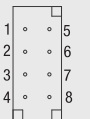
Kontaktzahlen
No. of contacts

8

400V/16A

| Bezeichnung Description | Bestelltext Designation | Bestell-Nr./Order No. | |
|---|----------------------------|-----------------------------|-------------------------------|
| | | Stifteinsatz Male insert | Buchseinsatz Female insert |
| Oberteil für Stiftkontakte Top part for male contacts  | HVS-HE.8.Sti.C | 0-1103140-1 | |
| Unterteil für Buchsenkontakte Bottom part for female contacts  | HVS-HE.8.Bu.C | | 0-1103141-1 |

Passende Crimpkontakte siehe Seite 37, Passende Crimpwerkzeuge siehe Seite 37
Suitable Crimp contacts see page 37, Suitable Crimping tools see page 37

| Maßbild mm Dimensions mm | Kontaktanordnung Anschlußseite: Oberteil Contact arrangement termination side: top part | Kontaktanordnung Anschlußseite: Unterteil Contact arrangement termination side: bottom part |
|---|--|--|
|  |  |  |



HVS-HE 20-Modul/HVS-HE 20-Module

für HE Crimp Kontakte
for HE crimp contacts

Kontaktzahlen
No. of contacts

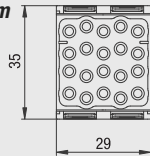
20

500V/16A

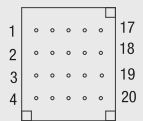
| Bezeichnung Description | Bestelltext Designation | Bestell-Nr./Order No. | |
|---|----------------------------|-----------------------------|-------------------------------|
| | | Stifteinsatz Male insert | Buchseinsatz Female insert |
| Oberteil für Stiftkontakte Top part for male contacts  | HVS-HE.20.Sti.C | 0-1103144-1 | |
| Unterteil für Buchsenkontakte Bottom part for female contacts  | HVS-HE.20.Bu.C | | 0-1103145-1 |

Passende Crimpkontakte siehe Seite 37, Passende Crimpwerkzeuge siehe Seite 37
Suitable Crimp contacts see page 37, Suitable Crimping tools see page 37

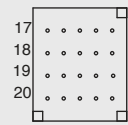
Maßbild mm
Dimensions mm



Kontaktanordnung Anschlußseite: Oberteil
Contact arrangement termination side: top part



Kontaktanordnung Anschlußseite: Unterteil
Contact arrangement termination side: bottom part





HVS-HN.D.12-Modul/HVS-HN.D.12-Module

für HN.D Crimp Kontakte
for HN.D crimp contacts

Kontaktzahlen
No. of contacts

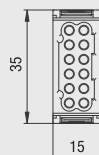
12

250V/10A

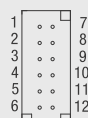
| Bezeichnung Description | Bestelltext Designation | Bestell-Nr./Order No. | |
|---|----------------------------|-----------------------------|-------------------------------|
| | | Stifteinsatz Male insert | Buchseinsatz Female insert |
| Oberteil für Stiftkontakte Top part for male contacts  | HVS-HN.D.12.Sti.C | 0-1103277-1 | |
| Unterteil für Buchsenkontakte Bottom part for female contacts  | HVS-HN.D.12.Bu.C | | 0-1103276-1 |

Passende Crimpkontakte siehe Seite 34, Passende Crimpwerkzeuge siehe Seite 34
Suitable Crimp contacts see page 34, Suitable Crimping tools see page 34

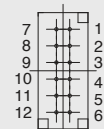
Maßbild mm
Dimensions mm



Kontaktanordnung Anschlußseite: Oberteil
Contact arrangement termination side: top part



Kontaktanordnung Anschlußseite: Unterteil
Contact arrangement termination side: bottom part





HVS-HN.D.17-Modul/HVS-HN.D.17-Module

für HN.D Crimp Kontakte
for HN.D crimp contacts

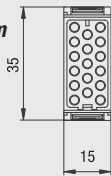
Kontaktzahlen
No. of contacts
17

250V/10A

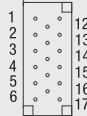
| Bezeichnung Description | Bestelltext Designation | Bestell-Nr./Order No. | |
|---|----------------------------|-----------------------------|-------------------------------|
| | | Stifteinsatz Male insert | Buchseinsatz Female insert |
| Oberteil für Stiftkontakte Top part for male contacts  | HVS-HN.D.17.Sti.C | 0-1103278-1 | |
| Unterteil für Buchsenkontakte Bottom part for female contacts  | HVS-HN.D.17.Bu.C | | 0-1103279-1 |

Passende Crimpkontakte siehe Seite 34, Passende Crimpwerkzeuge siehe Seite 34
Suitable Crimp contacts see page 34, Suitable Crimping tools see page 34

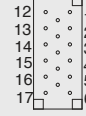
Maßbild mm
Dimensions mm



Kontaktanordnung Anschlußseite: Oberteil
Contact arrangement termination side: top part



Kontaktanordnung Anschlußseite: Unterteil
Contact arrangement termination side: bottom part



HVS-MM.17-Modul/HVS-MM.17-Module

für HD Crimp Kontakte, POF Optische Kontakte
for HD crimp contacts, POF Fiber contacts

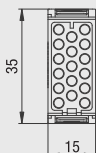
Kontaktzahlen
No. of contacts
17

250V/10A

| Bezeichnung Description | Bestelltext Designation | Bestell-Nr./Order No. | |
|---|----------------------------|-----------------------------|-------------------------------|
| | | Stifteinsatz Male insert | Buchseinsatz Female insert |
| Oberteil für Stiftkontakte Top part for male contacts  | HVS-MM.17.Sti.C | 0-1103280-1 | |
| Unterteil für Buchsenkontakte Bottom part for female contacts  | HVS-MM.17.Bu.C | | 0-1103281-1 |

Passende Crimpkontakte siehe Seite 35 + 44, Passende Crimpwerkzeuge siehe Seite 35 + 44
Suitable Crimp contacts see page 35 + 44, Suitable Crimping tools see page 35 + 44

Maßbild mm
Dimensions mm



Kontaktanordnung Anschlußseite: Oberteil
Contact arrangement termination side: top part



Kontaktanordnung Anschlußseite: Unterteil
Contact arrangement termination side: bottom part



HVS-S20 DF-Modul/HVS-S20 DF-Module

für Sub D Crimp Kontakte
for Sub D crimp contacts

Kontaktzahlen
No. of contacts
25

50V/5A

| Bezeichnung Description | Bestelltext Designation | Bestell-Nr./Order No. | |
|--|----------------------------|-----------------------------|-------------------------------|
| | | Stifteinsatz Male insert | Buchseinsatz Female insert |
| Oberteil für Stiftkontakte Top part for male contacts | HVS-S20DF.25.Sti.C | 0-1103260-1 | |
| Unterteil für Buchsenkontakte Bottom part for female contacts | HVS-S20DF.25.Bu.C | | 0-1103261-1 |

Passende Crimpkontakte siehe Seite 32, Passende Crimpwerkzeuge siehe Seite 32
Suitable Crimp contacts see page 32, Suitable Crimping tools see page 32

| Maßbild mm Dimensions mm | Kontaktanordnung Anschlußseite: Oberteil Contact arrangement termination side: top part | Kontaktanordnung Anschlußseite: Unterteil Contact arrangement termination side: bottom part |
|-----------------------------|--|--|
| | | |

HVS-TX-Modul/HVS-TX-Module

für HN.D Crimp Kontakte
for HN.D crimp contacts

Kontaktzahlen
No. of contacts
2

50V/10A, 50V/5A

| Bezeichnung Description | Bestelltext Designation | Bestell-Nr./Order No. | |
|--|----------------------------|-----------------------------|-------------------------------|
| | | Stifteinsatz Male insert | Buchseinsatz Female insert |
| Oberteil für Stiftkontakte Top part for male contacts | HVS-TX.2.Sti | 0-1103267-1 | |
| Unterteil für Buchsenkontakte Bottom part for female contacts | HVS-TX.HN.D.4.Sti.C | | 0-1103283-1 |
| | HVS-TX.S20DF.8.Sti.C | | 0-1103291-1 |
| | HVS-TX.2.Bu | | 0-1103269-1 |
| | HVS-TX.HN.D.4.Bu.C | | 0-1103286-1 |
| | HVS-TX.S20DF.8.Bu.C | | 0-1103297-1 |

Passende HN.D Crimpkontakte siehe Seite 34, passende S20DF Crimpkontakte siehe Seite 32, Passende Crimpwerkzeuge siehe Seite 32/34
Suitable HN.D Crimp contacts see page 34, suitable S20DF Crimp contacts see page 32, Suitable Crimping tools see page 32/34

| Maßbild mm Dimensions mm | Kontaktanordnung Anschlußseite: Oberteil Contact arrangement termination side: top part | Kontaktanordnung Anschlußseite: Unterteil Contact arrangement termination side: bottom part |
|-----------------------------|--|--|
| | | |

HVS-MVB-Modul/HVS-MVB-Module

für HN.D Crimp Kontakte
for HN.D crimp contacts

Kontaktzahlen
No. of contacts
4/8

50V/10A, 50V/5A

| Bezeichnung Description | Bestelltext Designation | Bestell-Nr./Order No. | |
|--|--|-----------------------------|-------------------------------|
| | | Stifteinsatz Male insert | Buchseinsatz Female insert |
| Oberteil für Stiftkontakte Top part for male contacts | HVS-MVB.HND.4.Sti.C HVS-MVB.S20DF.8.Sti.C | 0-1103251-1 0-1103258-1 | |
| Unterteil für Buchsenkontakte Bottom part for female contacts | HVS-MVB.HND.4.Bu.C HVS-MVB.S20DF.8.Bu.C | | 0-1103253-1 0-1103259-1 |

Passende HN.D Crimpkontakte siehe Seite 34, passende S20DF Crimpkontakte siehe Seite 32, Passende Crimpwerkzeuge siehe Seite 32/34
Suitable HN.D Crimp contacts see page 34, suitable S20DF Crimp contacts see page 32, Suitable Crimping tools see page 32/34

| Maßbild mm Dimensions mm | Kontaktanordnung Anschlußseite: Oberteil Contact arrangement termination side: top part | Kontaktanordnung Anschlußseite: Unterteil Contact arrangement termination side: bottom part |
|-----------------------------|--|--|
| | | |

HVS-Air-Modul/HVS-Air-Module

für Air Kontakte
for Air contacts

Kontaktzahlen
No. of contacts
2

10 bar

| Bezeichnung Description | Bestelltext Designation | Bestell-Nr./Order No. | |
|--|----------------------------|-----------------------------|-------------------------------|
| | | Stifteinsatz Male insert | Buchseinsatz Female insert |
| Oberteil für Stiftkontakte Top part for male contacts | HVS-Air.2.Sti | 0-1103246-1 | |
| Unterteil für Buchsenkontakte Bottom part for female contacts | HVS-Air.2.Bu | | 0-1103247-1 |

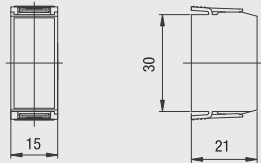
Passende Kontakte siehe Seite 200
Suitable Contacts see page 200

| Maßbild mm Dimensions mm | Kontaktanordnung Anschlußseite: Oberteil Contact arrangement termination side: top part | Kontaktanordnung Anschlußseite: Unterteil Contact arrangement termination side: bottom part |
|-----------------------------|--|--|
| | | |

Blindmodul/Blind-Module

**Bezeichnung
Description**

Blindmodul/Blind module



**Bestelltext
Designation**

HVS-Blindmodul

Bestell-Nr./Order No.

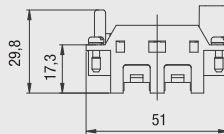
0-1103266-1

Modul Halterahmen/Module Fixing Frame

Baugröße/Size 3/4

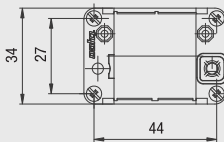
**Bezeichnung
Description**

Halterahmen/Fixing frame



HVS-R.0 1-2

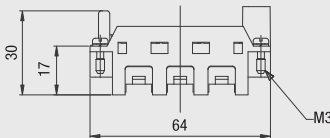

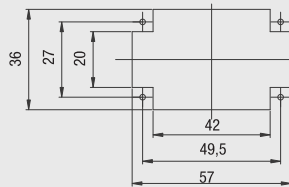
0-1103250-7



HVS-R.U 1-2

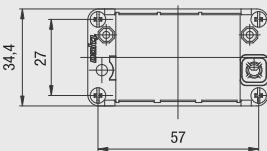
0-1103250-8

Montageausschnitt/Panel cut-out



HVS-R.0 1-3

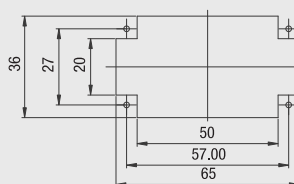
0-1103250-5



HVS-R.U 1-3

0-1103250-6

Montageausschnitt/Panel cut-out

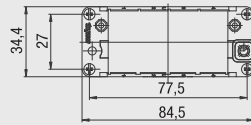
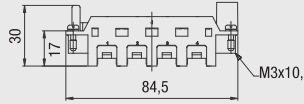



Modul Halterahmen/Module Fixing Frame

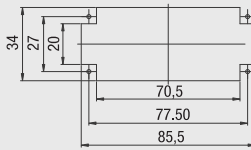
Baugröße/Size 6/8

**Bezeichnung
Description**

Halterahmen/Fixing frame



Montageausschnitt/Panel cut-out

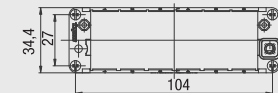
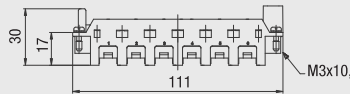



HVS-R.0 1-4

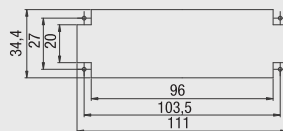
0-1103250-3

HVS-R.U 1-4

0-1103250-4



Montageausschnitt/Panel cut-out



HVS-R.0 1-6

0-1103250-1

HVS-R.U 1-6

0-1103250-2

Kodierset für Modulrahmen Serie HVS mit 36 Kodiemöglichkeiten
Coding set for Module fixing frames Series HVS with 36 coding possibilities




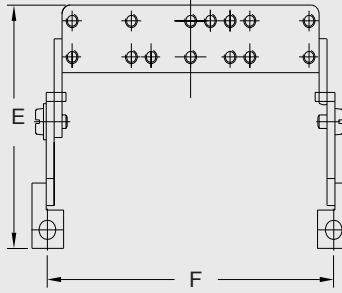
Codeset HVS

530341-1




Schirmkontaktbügel/Screen termination

zur nachträglichen Montage am Modulrahmen Serie MDL.2

or post-assembly on Module fixing frame series MDL.2

| Bezeichnung Description | Maßbild mm Dimensions mm | Bestelltext Designation | Bestell-Nr. Order No. |
|--|---|----------------------------|--------------------------|
|  Schirmkontaktbügel, schwenkbar Screen termination, rotatable |  Maß/Measure mm E F | | |
| Baugröße/Size 3 | 45,4 36 | MDL.2-SBS.Bg3 | 2-1106310-9 |
| Baugröße/Size 4 | 45,4 52 | MDL.2-SBS.Bg4 | 2-1106311-9 |
| Baugröße/Size 6 | 45,4 72,5 | MDL.2-SBS.Bg6 | 2-1106312-9 |
| Baugröße/Size 8 | 53,9 96 | MDL.2-SBS.Bg8 | 2-1106313-9 |

Zubehör für Schirmkontaktbügel/Accessories for screen termination

| | | |
|--|---|---|
| Schellenset Cable clamp  | Schellenset/Cable clamp 4,5mm 5mm 6mm 7mm 8mm 9mm 10mm | 1-1106302-9 2-1106302-9 3-1106302-9 4-1106302-9 5-1106302-9 6-1106302-9 7-1106302-9 |
| Erdungsband Grounding terminal  | Erdungsband Grounding terminal Set 90mm Set 120mm Set 220mm | 1-1106303-9 2-1106303-9 3-1106303-9 |
| Schrauben-Set Screw set  | Schrauben-Set/Screw set | 1-1106304-9 |

Sortiert nach Tyco-PN/Sorted by Tyco PN

| Best-Nr. | Seite | Best-Nr. | Seite | Best-Nr. | Seite | Best-Nr. | Seite | Best-Nr. | Seite | Best-Nr. | Seite |
|-------------|-------|-------------|-------|-------------|-------|-------------|-------|-------------|-------|-------------|-------|
| 0-0045740-2 | 43 | 0-1102897-2 | 82 | 0-1103170-2 | 51 | 0-1106407-2 | 54 | 0-1106431-3 | 90 | 0-1106451-8 | 116 |
| 0-0090364-2 | 44 | 0-1102898-1 | 82 | 0-1103171-1 | 51 | 0-1106408-1 | 53 | 0-1106431-4 | 96 | 0-1106451-9 | 124 |
| 0-0100281-1 | 44 | 0-1102898-2 | 82 | 0-1103171-2 | 51 | 0-1106408-2 | 53 | 0-1106431-5 | 87 | 0-1106452-1 | 116 |
| 0-0100281-2 | 44 | 0-1102899-1 | 73 | 0-1103172-1 | 52 | 0-1106408-3 | 53 | 0-1106431-7 | 90 | 0-1106452-2 | 120 |
| 0-0100606-2 | 44 | 0-1102918-1 | 67 | 0-1103172-2 | 52 | 0-1106409-1 | 65 | 0-1106431-7 | 92 | 0-1106452-3 | 118 |
| 0-0163083-7 | 35 | 0-1102918-2 | 67 | 0-1103173-1 | 52 | 0-1106410-1 | 65 | 0-1106431-8 | 96 | 0-1106452-4 | 115 |
| 0-0164160-4 | 35 | 0-1102919-1 | 67 | 0-1103173-2 | 52 | 0-1106410-2 | 64 | 0-1106432-1 | 94 | 0-1106452-5 | 120 |
| 0-0164161-4 | 35 | 0-1102919-2 | 67 | 0-1103174-1 | 52 | 0-1106411-1 | 63 | 0-1106432-2 | 89 | 0-1106452-6 | 118 |
| 0-0164161-9 | 35 | 0-1102920-1 | 116 | 0-1103174-2 | 52 | 0-1106411-2 | 63 | 0-1106432-3 | 94 | 0-1106452-7 | 116 |
| 0-0166824-2 | 35 | 0-1102921-1 | 44 | 0-1103176-1 | 184 | 0-1106411-6 | 63 | 0-1106432-4 | 89 | 0-1106452-8 | 120 |
| 0-0216341-1 | 44 | 0-1102978-2 | 177 | 0-1103176-2 | 184 | 0-1106412-1 | 65 | 0-1106433-1 | 91 | 0-1106452-9 | 118 |
| 0-0216342-1 | 44 | 0-1102983-1 | 150 | 0-1103244-1 | 206 | 0-1106413-1 | 65 | 0-1106433-2 | 94 | 0-1106453-1 | 126 |
| 0-0305183-8 | 43 | 0-1102985-1 | 200 | 0-1103245-1 | 206 | 0-1106413-2 | 64 | 0-1106433-3 | 93 | 0-1106454-1 | 125 |
| 0-0501198-1 | 44 | 0-1103014-1 | 200 | 0-1103246-1 | 210 | 0-1106414-1 | 63 | 0-1106433-4 | 88 | 0-1106454-2 | 125 |
| 0-0539744-2 | 35 | 0-1103015-1 | 195 | 0-1103247-1 | 210 | 0-1106414-2 | 63 | 0-1106433-5 | 91 | 0-1106455-1 | 131 |
| 0-0734423-1 | 44 | 0-1103015-2 | 195 | 0-1103250-1 | 138 | 0-1106415-2 | 80 | 0-1106433-6 | 94 | 0-1106455-2 | 130 |
| 0-1102075-1 | 113 | 0-1103016-1 | 196 | 0-1103250-1 | 212 | 0-1106415-3 | 80 | 0-1106433-7 | 93 | 0-1106456-1 | 130 |
| 0-1102076-1 | 113 | 0-1103016-2 | 196 | 0-1103250-2 | 171 | 0-1106416-3 | 79 | 0-1106433-8 | 88 | 0-1106456-2 | 131 |
| 0-1102077-1 | 137 | 0-1103017-1 | 196 | 0-1103250-2 | 212 | 0-1106416-4 | 79 | 0-1106434-1 | 87 | 0-1106456-3 | 130 |
| 0-1102081-1 | 182 | 0-1103017-2 | 196 | 0-1103250-3 | 114 | 0-1106417-1 | 76 | 0-1106434-2 | 92 | 0-1106456-4 | 131 |
| 0-1102082-1 | 182 | 0-1103018-1 | 195 | 0-1103250-3 | 212 | 0-1106417-2 | 76 | 0-1106434-3 | 90 | 0-1106459-1 | 130 |
| 0-1102192-1 | 176 | 0-1103018-2 | 195 | 0-1103250-4 | 171 | 0-1106418-1 | 75 | 0-1106434-4 | 87 | 0-1106459-2 | 131 |
| 0-1102192-2 | 176 | 0-1103019-1 | 194 | 0-1103250-4 | 212 | 0-1106418-2 | 74 | 0-1106434-5 | 92 | 0-1106459-3 | 130 |
| 0-1102194-1 | 46 | 0-1103019-2 | 194 | 0-1103250-5 | 86 | 0-1106418-3 | 75 | 0-1106434-6 | 90 | 0-1106459-4 | 131 |
| 0-1102195-1 | 46 | 0-1103020-1 | 199 | 0-1103250-5 | 211 | 0-1106418-4 | 74 | 0-1106434-7 | 87 | 0-1106460-2 | 151 |
| 0-1102677-1 | 137 | 0-1103020-2 | 199 | 0-1103250-6 | 159 | 0-1106418-5 | 78 | 0-1106434-8 | 92 | 0-1106461-3 | 150 |
| 0-1102789-1 | 39 | 0-1103021-1 | 198 | 0-1103250-6 | 211 | 0-1106418-6 | 78 | 0-1106434-9 | 90 | 0-1106461-4 | 150 |
| 0-1102790-1 | 39 | 0-1103021-2 | 198 | 0-1103250-7 | 72 | 0-1106419-1 | 73 | 0-1106435-1 | 99 | 0-1106461-8 | 150 |
| 0-1102792-1 | 150 | 0-1103022-1 | 198 | 0-1103250-7 | 201 | 0-1106419-2 | 73 | 0-1106436-1 | 98 | 0-1106462-2 | 150 |
| 0-1102836-1 | 176 | 0-1103022-2 | 198 | 0-1103250-7 | 211 | 0-1106419-3 | 73 | 0-1106436-2 | 98 | 0-1106463-1 | 147 |
| 0-1102836-2 | 176 | 0-1103023-1 | 198 | 0-1103250-8 | 159 | 0-1106419-4 | 73 | 0-1106436-3 | 98 | 0-1106463-2 | 141 |
| 0-1102837-1 | 176 | 0-1103023-2 | 198 | 0-1103250-8 | 201 | 0-1106419-5 | 77 | 0-1106436-4 | 98 | 0-1106463-3 | 147 |
| 0-1102837-2 | 176 | 0-1103024-1 | 194 | 0-1103250-8 | 211 | 0-1106419-6 | 77 | 0-1106436-5 | 98 | 0-1106464-1 | 143 |
| 0-1102838-1 | 176 | 0-1103024-2 | 194 | 0-1103251-1 | 210 | 0-1106420-1 | 73 | 0-1106436-6 | 98 | 0-1106464-2 | 146 |
| 0-1102838-2 | 176 | 0-1103025-1 | 200 | 0-1103251-2 | 210 | 0-1106420-2 | 77 | 0-1106437-1 | 105 | 0-1106464-3 | 146 |
| 0-1102839-1 | 176 | 0-1103025-2 | 200 | 0-1103260-1 | 209 | 0-1106420-3 | 77 | 0-1106438-1 | 105 | 0-1106464-4 | 141 |
| 0-1102839-3 | 176 | 0-1103028-1 | 189 | 0-1103261-1 | 209 | 0-1106421-1 | 76 | 0-1106438-2 | 104 | 0-1106464-5 | 143 |
| 0-1102839-4 | 176 | 0-1103028-2 | 189 | 0-1103266-1 | 211 | 0-1106421-2 | 76 | 0-1106439-1 | 103 | 0-1106464-6 | 146 |
| 0-1102840-1 | 176 | 0-1103070-1 | 55 | 0-1103267-1 | 209 | 0-1106422-1 | 75 | 0-1106439-2 | 103 | 0-1106464-7 | 146 |
| 0-1102840-2 | 176 | 0-1103071-1 | 55 | 0-1103269-1 | 209 | 0-1106422-2 | 75 | 0-1106440-1 | 105 | 0-1106464-8 | 141 |
| 0-1102840-3 | 176 | 0-1103072-1 | 57 | 0-1103270-1 | 204 | 0-1106422-3 | 75 | 0-1106441-1 | 105 | 0-1106465-1 | 140 |
| 0-1102840-4 | 176 | 0-1103072-2 | 57 | 0-1103271-1 | 204 | 0-1106422-4 | 75 | 0-1106441-2 | 104 | 0-1106465-2 | 145 |
| 0-1102855-1 | 35 | 0-1103073-1 | 56 | 0-1103272-1 | 205 | 0-1106422-5 | 78 | 0-1106442-1 | 103 | 0-1106465-3 | 142 |
| 0-1102855-1 | 44 | 0-1103073-2 | 56 | 0-1103273-1 | 205 | 0-1106423-1 | 74 | 0-1106442-2 | 103 | 0-1106465-4 | 139 |
| 0-1102855-2 | 34 | 0-1103073-3 | 56 | 0-1103274-1 | 204 | 0-1106423-2 | 73 | 0-1106443-1 | 126 | 0-1106465-5 | 144 |
| 0-1102855-3 | 38 | 0-1103073-4 | 56 | 0-1103275-1 | 204 | 0-1106423-3 | 74 | 0-1106444-1 | 125 | 0-1106465-6 | 142 |
| 0-1102855-4 | 40 | 0-1103074-1 | 59 | 0-1103276-1 | 207 | 0-1106423-4 | 73 | 0-1106444-2 | 125 | 0-1106465-7 | 140 |
| 0-1102855-5 | 41 | 0-1103074-2 | 59 | 0-1103277-1 | 207 | 0-1106423-5 | 77 | 0-1106445-2 | 126 | 0-1106465-8 | 145 |
| 0-1102855-6 | 34 | 0-1103074-3 | 59 | 0-1103278-1 | 208 | 0-1106424-1 | 80 | 0-1106446-3 | 125 | 0-1106466-7 | 148 |
| 0-1102855-6 | 35 | 0-1103074-4 | 59 | 0-1103279-1 | 208 | 0-1106424-2 | 80 | 0-1106446-4 | 125 | 0-1106466-8 | 148 |
| 0-1102855-6 | 37 | 0-1103074-5 | 59 | 0-1103280-1 | 208 | 0-1106425-1 | 79 | 0-1106447-1 | 122 | 0-1106467-1 | 140 |
| 0-1102855-6 | 38 | 0-1103074-6 | 59 | 0-1103281-1 | 208 | 0-1106425-2 | 79 | 0-1106447-2 | 117 | 0-1106467-4 | 139 |
| 0-1102855-6 | 39 | 0-1103076-1 | 196 | 0-1103283-1 | 209 | 0-1106425-3 | 79 | 0-1106447-4 | 117 | 0-1106467-5 | 144 |
| 0-1102855-6 | 40 | 0-1103076-2 | 196 | 0-1103286-1 | 209 | 0-1106425-4 | 79 | 0-1106448-1 | 119 | 0-1106467-7 | 140 |
| 0-1102855-6 | 44 | 0-1103091-1 | 55 | 0-1103291-1 | 209 | 0-1106425-6 | 79 | 0-1106448-2 | 122 | 0-1106468-1 | 147 |
| 0-1102855-7 | 37 | 0-1103092-1 | 58 | 0-1103297-1 | 209 | 0-1106426-2 | 99 | 0-1106448-3 | 121 | 0-1106468-2 | 141 |
| 0-1102855-8 | 39 | 0-1103092-2 | 58 | 0-1104700-1 | 113 | 0-1106427-3 | 98 | 0-1106448-4 | 116 | 0-1106469-1 | 143 |
| 0-1102856-1 | -- | 0-1103092-3 | 58 | 0-1104701-1 | 113 | 0-1106427-4 | 98 | 0-1106448-5 | 119 | 0-1106469-2 | 146 |
| 0-1102858-1 | -- | 0-1103092-4 | 58 | 0-1105354-1 | 200 | 0-1106428-1 | 94 | 0-1106448-6 | 122 | 0-1106469-3 | 146 |
| 0-1102860-1 | -- | 0-1103092-5 | 58 | 0-1105355-1 | 200 | 0-1106428-2 | 89 | 0-1106448-7 | 121 | 0-1106469-4 | 141 |
| 0-1102862-1 | -- | 0-1103092-6 | 58 | 0-1105355-2 | 200 | 0-1106428-4 | 89 | 0-1106448-9 | 116 | 0-1106469-5 | 143 |
| 0-1102874-1 | 50 | 0-1103092-7 | 58 | 0-1106062-6 | 192 | 0-1106429-1 | 91 | 0-1106449-1 | 115 | 0-1106469-6 | 146 |
| 0-1102877-1 | 153 | 0-1103092-8 | 58 | 0-1106062-7 | 192 | 0-1106429-2 | 94 | 0-1106449-2 | 120 | 0-1106469-7 | 146 |
| 0-1102877-2 | 153 | 0-1103092-9 | 58 | 0-1106258-3 | 185 | 0-1106429-3 | 93 | 0-1106449-3 | 118 | 0-1106469-8 | 141 |
| 0-1102879-1 | 154 | 0-1103095-1 | 55 | 0-1106258-4 | 185 | 0-1106429-4 | 88 | 0-1106449-4 | 115 | 0-1106469-9 | 97 |
| 0-1102879-2 | 154 | 0-1103096-1 | 55 | 0-1106259-3 | 185 | 0-1106429-5 | 91 | 0-1106449-5 | 120 | 0-1106470-1 | 140 |
| 0-1102886-1 | 133 | 0-1103108-1 | 101 | 0-1106259-4 | 185 | 0-1106429-6 | 94 | 0-1106449-6 | 118 | 0-1106470-2 | 145 |
| 0-1102886-1 | 170 | 0-1103108-2 | 128 | 0-1106401-2 | 54 | 0-1106429-7 | 93 | 0-1106449-7 | 115 | 0-1106470-3 | 142 |
| 0-1102886-2 | 170 | 0-1103109-1 | 101 | 0-1106401-3 | 54 | 0-1106429-8 | 88 | 0-1106449-8 | 120 | 0-1106470-4 | 139 |
| 0-1102886-4 | 133 | 0-1103109-2 | 128 | 0-1106401-4 | 54 | 0-1106429-9 | 97 | 0-1106449-9 | 118 | 0-1106470-5 | 144 |
| 0-1102887-1 | 133 | 0-1103133-1 | 205 | 0-1106402-2 | 53 | 0-1106430-1 | 87 | 0-1106450-1 | 122 | 0-1106470-6 | 142 |
| 0-1102887-1 | 170 | 0-1103134-1 | 205 | 0-1106402-3 | 53 | 0-1106430-2 | 92 | 0-1106450-2 | 117 | 0-1106470-7 | 140 |
| 0-1102887-2 | 170 | 0-1103140-1 | 206 | 0-1106403-1 | 50 | 0-1106430-3 | 90 | 0-1106450-3 | 122 | 0-1106470-8 | 145 |
| 0-1102887-4 | 133 | 0-1103141-1 | 206 | 0-1106404-1 | 50 | 0-1106430-4 | 87 | 0-1106450-4 | 117 | 0-1106470-9 | 142 |
| 0-1102892-1 | 48 | 0-1103144-1 | 207 | 0-1106404-3 | 50 | 0-1106430-5 | 92 | 0-1106451-1 | 119 | 0-1106471-9 | 148 |
| 0-1102893-1 | 48 | 0-1103145-1 | 207 | 0-1106405-1 | 49 | 0-1106430-6 | 90 | 0-1106451-2 | 122 | 0-1106472-1 | 151 |
| 0-1102895-1 | 107 | 0-1103155-1 | 56 | 0-1106405-2 | 46 | 0-1106430-7 | 87 | 0-1106451-3 | 121 | 0-1106472-2 | 151 |
| 0-1102895-3 | 107 | 0-1103155-2 | 56 | 0-1106405-3 | 49 | 0-1106430-8 | 92 | 0-1106451-4 | 116 | 0-1106473-1 | 150 |
| 0-1102896-1 | 107 | 0-1103169-1 | 51 | 0-1106406-1 | 49 | 0-1106430-9 | 90 | 0-1106451-5 | 119 | 0-1106473-2 | 150 |
| 0-1102896-3 | 107 | 0-1103169-2 | 51 | 0-1106406-3 | 49 | 0-1106431-1 | 87 | 0-1106451-6 | 122 | 0-1106473-3 | 150 |
| 0-1102897-1 | 82 | 0-1103170-1 | 51 | 0-1106407-1 | 54 | 0-1106431-2 | 92 | 0-1106451-7 | 121 | 0-1106473-4 | 150 |

Sortiert nach Tyco-PN/Sorted by Tyco PN

| Best-Nr. | Seite | Best-Nr. | Seite | Best-Nr. | Seite | Best-Nr. | Seite | Best-Nr. | Seite | Best-Nr. | Seite |
|-------------|-------|-------------|-------|-------------|-------|-------------|-------|-------------|-------|-------------|-------|
| 0-1106474-1 | 150 | 0-1108782-2 | 114 | 1-1102106-2 | 49 | 1-1102271-2 | 93 | 1-1102352-1 | 160 | 1-1102519-2 | 94 |
| 0-1106474-2 | 150 | 0-1108782-2 | 159 | 1-1102107-2 | 49 | 1-1102271-8 | 96 | 1-1102352-2 | 164 | 1-1102523-2 | 94 |
| 0-1106475-2 | 161 | 0-1108782-2 | 202 | 1-1102109-2 | 50 | 1-1102274-1 | 88 | 1-1102352-8 | 165 | 1-1102523-6 | 91 |
| 0-1106476-1 | 162 | 0-1108782-2 | 203 | 1-1102110-2 | 50 | 1-1102274-2 | 93 | 1-1102354-1 | 161 | 1-1102525-2 | 94 |
| 0-1106476-2 | 164 | 0-1108782-4 | 159 | 1-1102112-2 | 50 | 1-1102274-8 | 97 | 1-1102354-8 | 165 | 1-1102527-2 | 94 |
| 0-1106476-4 | 161 | 0-1108782-4 | 203 | 1-1102114-2 | 50 | 1-1102276-1 | 88 | 1-1102356-1 | 161 | 1-1102530-7 | 103 |
| 0-1106476-5 | 162 | 0-1108782-5 | 159 | 1-1102117-7 | 63 | 1-1102276-2 | 93 | 1-1102356-8 | 165 | 1-1102533-7 | 103 |
| 0-1106476-8 | 161 | 0-1108782-5 | 203 | 1-1102120-7 | 63 | 1-1102276-8 | 97 | 1-1102359-1 | 161 | 1-1102536-7 | 103 |
| 0-1106477-1 | 160 | 0-1108783-1 | 86 | 1-1102121-2 | 64 | 1-1102279-1 | 89 | 1-1102360-2 | 164 | 1-1102539-7 | 103 |
| 0-1106477-2 | 163 | 0-1108783-2 | 86 | 1-1102122-2 | 64 | 1-1102279-2 | 94 | 1-1102360-6 | 162 | 1-1102541-2 | 104 |
| 0-1106477-4 | 160 | 0-1108784-1 | 72 | 1-1102124-2 | 64 | 1-1102282-1 | 89 | 1-1102362-2 | 164 | 1-1102543-2 | 104 |
| 0-1106477-5 | 163 | 0-1108784-1 | 201 | 1-1102126-2 | 64 | 1-1102282-2 | 94 | 1-1102362-6 | 162 | 1-1102545-2 | 104 |
| 0-1106477-6 | 162 | 0-1108785-1 | 198 | 1-1102128-2 | 65 | 1-1102283-2 | 93 | 1-1102364-6 | 162 | 1-1102547-2 | 104 |
| 0-1106477-7 | 160 | 0-1108786-1 | 198 | 1-1102130-2 | 65 | 1-1102283-6 | 91 | 1-1102373-7 | 172 | 1-1102549-2 | 105 |
| 0-1106477-8 | 163 | 0-1108794-2 | 59 | 1-1102133-2 | 65 | 1-1102286-2 | 94 | 1-1102376-7 | 172 | 1-1102551-2 | 105 |
| 0-1106480-1 | 167 | 0-1108795-1 | 57 | 1-1102136-7 | 103 | 1-1102286-6 | 91 | 1-1102379-7 | 172 | 1-1102553-2 | 105 |
| 0-1106480-2 | 167 | 0-1108795-2 | 57 | 1-1102139-7 | 103 | 1-1102288-2 | 94 | 1-1102382-7 | 172 | 1-1102555-2 | 105 |
| 0-1106481-1 | 173 | 0-1108795-3 | 57 | 1-1102140-2 | 104 | 1-1102288-6 | 91 | 1-1102385-7 | 172 | 1-1102561-2 | 105 |
| 0-1106481-2 | 173 | 0-1108795-4 | 57 | 1-1102141-2 | 104 | 1-1102291-1 | 140 | 1-1102388-7 | 172 | 1-1102564-1 | 118 |
| 0-1106481-4 | 173 | 0-1108795-4 | 59 | 1-1102143-2 | 104 | 1-1102291-2 | 145 | 1-1102389-2 | 173 | 1-1102564-3 | 123 |
| 0-1106482-1 | 172 | 0-1108808-1 | 55 | 1-1102145-2 | 104 | 1-1102291-8 | 149 | 1-1102391-2 | 173 | 1-1102564-6 | 115 |
| 0-1106482-2 | 172 | 0-1108812-1 | 199 | 1-1102147-2 | 105 | 1-1102292-1 | 118 | 1-1102393-2 | 173 | 1-1102564-7 | 120 |
| 0-1106482-4 | 172 | 0-1108812-2 | 199 | 1-1102149-2 | 105 | 1-1102292-3 | 123 | 1-1102395-2 | 173 | 1-1102567-1 | 118 |
| 0-1106482-6 | 172 | 0-1108813-1 | 199 | 1-1102152-2 | 105 | 1-1102292-6 | 115 | 1-1102397-2 | 173 | 1-1102567-3 | 123 |
| 0-1106515-1 | 178 | 0-1110505-1 | 182 | 1-1102155-1 | 131 | 1-1102292-7 | 120 | 1-1102405-3 | 148 | 1-1102567-6 | 115 |
| 0-1106516-1 | 178 | 0-1110661-3 | 185 | 1-1102155-6 | 130 | 1-1102295-1 | 118 | 1-1102408-3 | 148 | 1-1102567-7 | 120 |
| 0-1107196-1 | 186 | 0-1110661-4 | 185 | 1-1102158-1 | 131 | 1-1102295-6 | 115 | 1-1102411-6 | 139 | 1-1102570-1 | 118 |
| 0-1107196-2 | 186 | 0-1110684-3 | 185 | 1-1102158-6 | 130 | 1-1102295-7 | 120 | 1-1102411-7 | 144 | 1-1102570-6 | 116 |
| 0-1107196-3 | 186 | 0-1110684-4 | 185 | 1-1102160-1 | 130 | 1-1102296-1 | 116 | 1-1102414-6 | 140 | 1-1102570-7 | 120 |
| 0-1107197-1 | 186 | 0-1110939-3 | 178 | 1-1102162-1 | 130 | 1-1102296-2 | 121 | 1-1102416-7 | -- | 1-1102573-1 | 118 |
| 0-1107197-2 | 186 | 0-1110948-1 | 42 | 1-1102164-1 | 130 | 1-1102296-8 | 123 | 1-1102418-7 | -- | 1-1102573-6 | 116 |
| 0-1107197-3 | 186 | 0-1110949-1 | 42 | 1-1102165-1 | 131 | 1-1102299-1 | 116 | 1-1102419-2 | -- | 1-1102573-7 | 120 |
| 0-1107198-1 | 187 | 0-1110950-2 | 175 | 1-1102167-1 | 131 | 1-1102299-2 | 121 | 1-1102420-2 | -- | 1-1102575-1 | 116 |
| 0-1107198-2 | 187 | 0-1110950-4 | 175 | 1-1102169-1 | 131 | 1-1102299-8 | 124 | 1-1102422-2 | -- | 1-1102575-2 | 121 |
| 0-1107199-1 | 187 | 0-1110951-2 | 175 | 1-1102172-7 | 153 | 1-1102301-1 | 116 | 1-1102424-2 | -- | 1-1102577-1 | 116 |
| 0-1107199-2 | 187 | 0-1110951-4 | 175 | 1-1102175-7 | 153 | 1-1102301-2 | 121 | 1-1102427-7 | 63 | 1-1102577-2 | 121 |
| 0-1107200-1 | 187 | 0-1110952-1 | 42 | 1-1102176-2 | 153 | 1-1102301-8 | 124 | 1-1102430-7 | 63 | 1-1102579-1 | 116 |
| 0-1107200-2 | 187 | 0-1110952-2 | 42 | 1-1102177-2 | 153 | 1-1102304-1 | 117 | 1-1102433-7 | 63 | 1-1102579-2 | 121 |
| 0-1107201-1 | 187 | 0-1110952-3 | 42 | 1-1102179-2 | 154 | 1-1102304-2 | 122 | 1-1102436-7 | 63 | 1-1102581-1 | 116 |
| 0-1107201-2 | 187 | 0-1110952-5 | 42 | 1-1102181-2 | 154 | 1-1102305-2 | 121 | 1-1102438-2 | 64 | 1-1102581-2 | 121 |
| 0-1107202-1 | 186 | 0-1110952-7 | 42 | 1-1102183-2 | 154 | 1-1102305-6 | 119 | 1-1102440-2 | 64 | 1-1102584-1 | 117 |
| 0-1107202-2 | 186 | 0-1110952-9 | 42 | 1-1102185-2 | 154 | 1-1102308-2 | 122 | 1-1102442-2 | 64 | 1-1102584-2 | 122 |
| 0-1107203-1 | 186 | 0-1110953-5 | 42 | 1-1102205-3 | 77 | 1-1102308-6 | 119 | 1-1102444-2 | 64 | 1-1102587-1 | 117 |
| 0-1107203-2 | 186 | 0-1110953-6 | 42 | 1-1102205-7 | 73 | 1-1102310-2 | 122 | 1-1102446-2 | 65 | 1-1102587-2 | 122 |
| 0-1107204-1 | 187 | 0-1110953-7 | 42 | 1-1102211-1 | 90 | 1-1102310-6 | 119 | 1-1102448-2 | 65 | 1-1102589-2 | 122 |
| 0-1107204-2 | 187 | 0-1110953-8 | 42 | 1-1102211-3 | 96 | 1-1102316-1 | 142 | 1-1102450-2 | 65 | 1-1102589-6 | 119 |
| 0-1107204-3 | 187 | 0-1110953-9 | 42 | 1-1102211-6 | 87 | 1-1102316-3 | 148 | 1-1102452-2 | 65 | 1-1102591-2 | 122 |
| 0-1107204-4 | 187 | 0-1110955-1 | 175 | 1-1102211-7 | 92 | 1-1102316-6 | 139 | 1-1102455-2 | 65 | 1-1102591-6 | 119 |
| 0-1107205-1 | 187 | 0-1110955-2 | 175 | 1-1102214-6 | 87 | 1-1102316-7 | 144 | 1-1102458-2 | 65 | 1-1102593-2 | 122 |
| 0-1107205-2 | 187 | 0-1110955-3 | 175 | 1-1102220-3 | 123 | 1-1102319-1 | 142 | 1-1102461-3 | 77 | 1-1102593-6 | 119 |
| 0-1107205-3 | 187 | 0-1110955-4 | 175 | 1-1102220-6 | 115 | 1-1102319-3 | 148 | 1-1102461-7 | 73 | 1-1102595-2 | 122 |
| 0-1108533-1 | 151 | 0-1110956-1 | 42 | 1-1102229-3 | 148 | 1-1102319-6 | 139 | 1-1102467-7 | 74 | 1-1102595-6 | 119 |
| 0-1108534-1 | 125 | 0-1110956-2 | 42 | 1-1102232-3 | 148 | 1-1102319-7 | 144 | 1-1102472-2 | 75 | 1-1102600-5 | 53 |
| 0-1108573-5 | 73 | 0-1110956-3 | 42 | 1-1102233-3 | 174 | 1-1102325-1 | 142 | 1-1102472-8 | 78 | 1-1102601-5 | 54 |
| 0-1108600-1 | 43 | 0-1110956-4 | 42 | 1-1102234-3 | 174 | 1-1102325-6 | 140 | 1-1102474-2 | 75 | 1-1102602-5 | 53 |
| 0-1108601-1 | 43 | 0-1110956-5 | 42 | 1-1102235-3 | 174 | 1-1102325-7 | 145 | 1-1102474-8 | 78 | 1-1102603-5 | 53 |
| 0-1108616-1 | 43 | 0-1110956-6 | 42 | 1-1102236-3 | 174 | 1-1102328-1 | 142 | 1-1102480-2 | 75 | 1-1102604-5 | 80 |
| 0-1108617-1 | 43 | 0-1110956-7 | 42 | 1-1102237-8 | 174 | 1-1102328-6 | 140 | 1-1102482-2 | 75 | 1-1102605-5 | 80 |
| 0-1108628-1 | 43 | 0-1110957-1 | 200 | 1-1102240-3 | 77 | 1-1102328-7 | 145 | 1-1102489-2 | 76 | 1-1102606-5 | 79 |
| 0-1108629-1 | 43 | 0-1110960-1 | 175 | 1-1102240-7 | 73 | 1-1102331-1 | 141 | 1-1102496-1 | 90 | 1-1102610-5 | 99 |
| 0-1108713-1 | 79 | 0-1110960-2 | 175 | 1-1102243-7 | 73 | 1-1102331-2 | 146 | 1-1102496-3 | 96 | 1-1102611-5 | 99 |
| 0-1108723-1 | 178 | 0-1110960-3 | 175 | 1-1102244-2 | 74 | 1-1102331-8 | 149 | 1-1102496-6 | 87 | 1-1102612-5 | 99 |
| 0-1108741-3 | -- | 0-1110984-4 | 59 | 1-1102244-8 | 77 | 1-1102333-1 | 141 | 1-1102496-7 | 92 | 1-1102613-5 | 126 |
| 0-1108761-1 | 111 | 0-1747363-1 | 197 | 1-1102246-2 | 74 | 1-1102333-2 | 146 | 1-1102499-1 | 90 | 1-1102617-5 | 126 |
| 0-1108762-1 | 111 | 0-1747364-1 | 197 | 1-1102249-2 | 74 | 1-1102333-8 | 149 | 1-1102499-3 | 96 | 1-1102618-5 | 125 |
| 0-1108780-1 | 138 | 0-1747365-1 | 197 | 1-1102249-8 | 78 | 1-1102336-1 | 141 | 1-1102499-6 | 87 | 1-1102622-5 | 150 |
| 0-1108780-1 | 171 | 0-1747366-1 | 197 | 1-1102251-2 | 74 | 1-1102336-2 | 147 | 1-1102502-6 | 87 | 1-1102623-5 | 150 |
| 0-1108780-1 | 202 | 1-1102002-7 | 167 | 1-1102251-8 | 78 | 1-1102339-1 | 141 | 1-1102502-7 | 92 | 1-1102624-5 | 151 |
| 0-1108780-1 | 203 | 1-1102005-7 | 167 | 1-1102253-2 | 75 | 1-1102339-2 | 147 | 1-1102505-1 | 90 | 1-1102625-5 | 151 |
| 0-1108780-2 | 138 | 1-1102008-7 | 167 | 1-1102255-2 | 75 | 1-1102340-2 | 145 | 1-1102505-6 | 87 | 1-1102626-5 | 151 |
| 0-1108780-2 | 171 | 1-1102009-2 | 167 | 1-1102258-2 | 76 | 1-1102340-6 | 143 | 1-1102505-7 | 92 | 1-1102631-5 | 79 |
| 0-1108780-2 | 202 | 1-1102011-2 | 167 | 1-1102261-1 | 90 | 1-1102343-2 | 146 | 1-1102507-1 | 88 | 1-1102635-5 | 79 |
| 0-1108780-2 | 203 | 1-1102013-2 | 167 | 1-1102261-3 | 96 | 1-1102343-6 | 143 | 1-1102507-2 | 93 | 1-1102638-5 | 79 |
| 0-1108780-6 | 171 | 1-1102015-2 | 167 | 1-1102261-6 | 87 | 1-1102345-2 | 146 | 1-1102509-1 | 88 | 1-1102640-5 | 98 |
| 0-1108780-6 | 203 | 1-1102017-2 | 167 | 1-1102261-7 | 92 | 1-1102345-6 | 143 | 1-1102509-2 | 93 | 1-1102642-5 | 98 |
| 0-1108780-7 | 171 | 1-1102027-7 | 167 | 1-1102264-6 | 87 | 1-1102348-1 | 162 | 1-1102511-1 | 88 | 1-1102644-5 | 98 |
| 0-1108780-7 | 203 | 1-1102030-7 | 167 | 1-1102267-1 | 90 | 1-1102348-3 | 165 | 1-1102511-2 | 93 | 1-1102646-5 | 98 |
| 0-1108782-1 | 114 | 1-1102033-7 | 167 | 1-1102267-6 | 87 | 1-1102348-6 | 160 | 1-1102511-8 | 97 | 1-1102647-5 | 98 |
| 0-1108782-1 | 159 | 1-1102101-7 | 49 | 1-1102267-7 | 92 | 1-1102348-7 | 163 | 1-1102513-1 | 88 | 1-1102649-5 | 125 |
| 0-1108782-1 | 202 | 1-1102103-7 | 49 | 1-1102270-6 | 87 | 1-1102351-6 | 160 | 1-1102513-2 | 93 | 1-1102651-5 | 125 |
| 0-1108782-1 | 203 | 1-1102105-2 | 49 | 1-1102271-1 | 88 | 1-1102351-7 | 163 | 1-1102513-8 | 97 | 1-1102653-5 | 125 |

Sortiert nach Tyco-PN/Sorted by Tyco PN

| Best-Nr. | Seite | Best-Nr. | Seite | Best-Nr. | Seite | Best-Nr. | Seite | Best-Nr. | Seite | Best-Nr. | Seite |
|-------------|-------|-------------|-------|-------------|-------|-------------|-------|-------------|-------|-------------|-------|
| 1-1102655-5 | 125 | 1-1103417-8 | 166 | 1-1106301-9 | 182 | 175194-2 | 33 | 2-1102301-8 | 124 | 2-1102564-6 | 115 |
| 1-1102656-5 | 125 | 1-1103417-9 | 166 | 1-1106302-9 | 183 | 175195-2 | 33 | 2-1102304-1 | 117 | 2-1102564-7 | 120 |
| 1-1102658-5 | 150 | 1-1103634-1 | 66 | 1-1106302-9 | 213 | 175196-2 | 33 | 2-1102305-2 | 121 | 2-1102567-1 | 118 |
| 1-1102660-5 | 150 | 1-1103635-1 | 66 | 1-1106303-9 | 183 | 175216-2 | 33 | 2-1102305-6 | 119 | 2-1102567-3 | 123 |
| 1-1102662-5 | 150 | 1-1103636-1 | 81 | 1-1106303-9 | 213 | 175217-2 | 33 | 2-1102308-2 | 122 | 2-1102567-6 | 115 |
| 1-1102664-5 | 150 | 1-1103637-1 | 81 | 1-1106304-9 | 183 | 175218-2 | 33 | 2-1102308-6 | 119 | 2-1102567-7 | 120 |
| 1-1102665-5 | 151 | 1-1103638-1 | 106 | 1-1106304-9 | 213 | 175284-2 | 33 | 2-1102310-2 | 122 | 2-1102570-1 | 118 |
| 1-1102765-0 | 115 | 1-1103638-1 | 155 | 1-1106305-9 | 181 | 175285-2 | 33 | 2-1102310-6 | 119 | 2-1102570-6 | 116 |
| 1-1102766-0 | 115 | 1-1103638-9 | 155 | 1-1106306-9 | 181 | 175286-2 | 33 | 2-1102316-3 | 148 | 2-1102570-7 | 120 |
| 1-1102770-6 | 190 | 1-1103639-1 | 106 | 1-1106307-9 | 181 | 175287-2 | 33 | 2-1102316-7 | 139 | 2-1102573-6 | 116 |
| 1-1102771-6 | 190 | 1-1103639-1 | 155 | 1-1106308-9 | 181 | 175288-2 | 33 | 2-1102316-7 | 144 | 2-1102575-1 | 116 |
| 1-1102772-6 | 188 | 1-1103639-9 | 155 | 1-1106309-9 | 181 | 175289-2 | 33 | 2-1102319-1 | 142 | 2-1102575-2 | 121 |
| 1-1102773-6 | 191 | 1-1103640-1 | 132 | 1-1106427-0 | 98 | 2-1102101-7 | 49 | 2-1102319-6 | 139 | 2-1102577-1 | 116 |
| 1-1102975-9 | 177 | 1-1103640-1 | 168 | 1-1106430-0 | 87 | 2-1102105-2 | 49 | 2-1102319-7 | 144 | 2-1102579-1 | 116 |
| 1-1102978-9 | 177 | 1-1103640-9 | 168 | 1-1106430-2 | 90 | 2-1102107-2 | 49 | 2-1102325-6 | 140 | 2-1102587-1 | 117 |
| 1-1103092-0 | 58 | 1-1103641-1 | 132 | 1-1106430-4 | 96 | 2-1102121-2 | 64 | 2-1102328-6 | 140 | 2-1102589-2 | 122 |
| 1-1103092-1 | 58 | 1-1103641-1 | 168 | 1-1106430-6 | 96 | 2-1102205-3 | 77 | 2-1102328-7 | 145 | 2-1102589-6 | 119 |
| 1-1103092-2 | 58 | 1-1103641-9 | 168 | 1-1106434-1 | 92 | 2-1102205-7 | 73 | 2-1102331-1 | 141 | 2-1102592-2 | 122 |
| 1-1103092-3 | 58 | 1-1104204-1 | 113 | 1-1106434-3 | 96 | 2-1102211-1 | 90 | 2-1102331-2 | 146 | 2-1102591-6 | 119 |
| 1-1103092-4 | 58 | 1-1104204-1 | 156 | 1-1106434-4 | 97 | 2-1102211-3 | 96 | 2-1102331-8 | 149 | 2-1102593-2 | 122 |
| 1-1103336-1 | 142 | 1-1104205-1 | 113 | 1-1106434-5 | 90 | 2-1102211-6 | 87 | 2-1102333-1 | 141 | 2-1102595-2 | 122 |
| 1-1103336-3 | 148 | 1-1104205-1 | 156 | 1-1106448-0 | 124 | 2-1102211-7 | 92 | 2-1102336-1 | 141 | 2-1102600-5 | 53 |
| 1-1103336-6 | 139 | 1-1104206-1 | 156 | 1-1106448-1 | 124 | 2-1102214-6 | 87 | 2-1102340-2 | 145 | 2-1102601-5 | 54 |
| 1-1103336-7 | 144 | 1-1104207-1 | 156 | 1-1106449-0 | 115 | 2-1102220-3 | 123 | 2-1102340-6 | 143 | 2-1102602-5 | 53 |
| 1-1103338-1 | 142 | 1-1105000-2 | 35 | 1-1106449-1 | 120 | 2-1102232-3 | 148 | 2-1102343-2 | 146 | 2-1102603-5 | 53 |
| 1-1103338-3 | 148 | 1-1105000-3 | 35 | 1-1106449-2 | 118 | 2-1102233-3 | 174 | 2-1102343-6 | 143 | 2-1102604-5 | 80 |
| 1-1103338-6 | 139 | 1-1105001-3 | 35 | 1-1106449-4 | 123 | 2-1102234-3 | 174 | 2-1102348-3 | 165 | 2-1102605-5 | 80 |
| 1-1103338-7 | 144 | 1-1105050-1 | 34 | 1-1106449-8 | 115 | 2-1102235-3 | 174 | 2-1102348-6 | 160 | 2-1102606-5 | 79 |
| 1-1103341-1 | 142 | 1-1105051-1 | 34 | 1-1106451-0 | 124 | 2-1102236-3 | 174 | 2-1102348-7 | 163 | 2-1102611-5 | 99 |
| 1-1103341-6 | 140 | 1-1105051-2 | 34 | 1-1106452-0 | 115 | 2-1102237-8 | 174 | 2-1102351-6 | 160 | 2-1102612-5 | 99 |
| 1-1103341-7 | 145 | 1-1105100-1 | 37 | 1-1106452-1 | 120 | 2-1102240-3 | 77 | 2-1102351-7 | 163 | 2-1102617-5 | 126 |
| 1-1103344-1 | 142 | 1-1105100-2 | 37 | 1-1106452-2 | 118 | 2-1102240-7 | 73 | 2-1102352-1 | 160 | 2-1102618-5 | 125 |
| 1-1103344-6 | 140 | 1-1105101-1 | 37 | 1-1106452-4 | 123 | 2-1102243-7 | 73 | 2-1102352-2 | 164 | 2-1102622-5 | 150 |
| 1-1103344-7 | 145 | 1-1105101-2 | 37 | 1-1106452-6 | 123 | 2-1102244-2 | 74 | 2-1102352-8 | 165 | 2-1102623-5 | 150 |
| 1-1103346-1 | 141 | 1-1105250-1 | 40 | 1-1106452-7 | 115 | 2-1102244-8 | 77 | 2-1102354-1 | 161 | 2-1102625-5 | 151 |
| 1-1103346-2 | 146 | 1-1105251-1 | 40 | 1-1106464-0 | 149 | 2-1102246-2 | 74 | 2-1102356-1 | 161 | 2-1102626-5 | 151 |
| 1-1103346-8 | 149 | 1-1105300-1 | 38 | 1-1106465-0 | 142 | 2-1102249-2 | 74 | 2-1102360-2 | 164 | 2-1102628-5 | 151 |
| 1-1103348-1 | 141 | 1-1105300-2 | 38 | 1-1106465-1 | 139 | 2-1102249-8 | 78 | 2-1102360-6 | 162 | 2-1102631-5 | 79 |
| 1-1103348-2 | 146 | 1-1105301-1 | 38 | 1-1106465-2 | 144 | 2-1102251-2 | 74 | 2-1102376-7 | 172 | 2-1102633-5 | 79 |
| 1-1103350-1 | 141 | 1-1105301-2 | 38 | 1-1106465-3 | 142 | 2-1102251-8 | 78 | 2-1102385-7 | 172 | 2-1102635-5 | 79 |
| 1-1103350-2 | 146 | 1-1105350-1 | 43 | 1-1106465-5 | 148 | 2-1102253-2 | 75 | 2-1102389-2 | 173 | 2-1102637-5 | 79 |
| 1-1103350-8 | 149 | 1-1105351-1 | 43 | 1-1106465-9 | 148 | 2-1102255-2 | 75 | 2-1102395-2 | 173 | 2-1102638-5 | 79 |
| 1-1103352-1 | 141 | 1-1105652-8 | 41 | 1-1106467-0 | 139 | 2-1102258-2 | 76 | 2-1102397-2 | 173 | 2-1102642-5 | 98 |
| 1-1103352-2 | 146 | 1-1105653-8 | 41 | 1-1106467-1 | 144 | 2-1102259-7 | 92 | 2-1102408-3 | 148 | 2-1102644-5 | 98 |
| 1-1103352-8 | 149 | 1-1105653-8 | 42 | 1-1106469-0 | 149 | 2-1102261-1 | 90 | 2-1102411-6 | 139 | 2-1102647-5 | 98 |
| 1-1103355-1 | 141 | 1-1105752-8 | 43 | 1-1106469-1 | 78 | 2-1102261-3 | 96 | 2-1102411-7 | 144 | 2-1102651-5 | 125 |
| 1-1103355-2 | 147 | 1-1105850-8 | 34 | 1-1106469-2 | 149 | 2-1102261-6 | 87 | 2-1102414-6 | 140 | 2-1102655-5 | 125 |
| 1-1103358-1 | 141 | 1-1105850-8 | 35 | 1-1106470-0 | 139 | 2-1102261-7 | 92 | 2-1102461-3 | 77 | 2-1102656-5 | 125 |
| 1-1103358-2 | 147 | 1-1105850-8 | 37 | 1-1106470-1 | 144 | 2-1102264-6 | 87 | 2-1102461-7 | 73 | 2-1102660-5 | 150 |
| 1-1103360-2 | 146 | 1-1105850-8 | 38 | 1-1106470-2 | 142 | 2-1102267-1 | 90 | 2-1102467-7 | 74 | 2-1102664-5 | 150 |
| 1-1103360-6 | 143 | 1-1105850-8 | 39 | 1-1106470-6 | 148 | 2-1102267-6 | 87 | 2-1102472-2 | 75 | 2-1102665-5 | 151 |
| 1-1103362-2 | 146 | 1-1105850-8 | 40 | 1-1106470-8 | 148 | 2-1102267-7 | 92 | 2-1102472-8 | 78 | 2-1102765-0 | 115 |
| 1-1103362-6 | 143 | 1-1105850-8 | 41 | 1-1106470-9 | 139 | 2-1102270-6 | 87 | 2-1102474-2 | 75 | 2-1102766-0 | 115 |
| 1-1103364-2 | 146 | 1-1105851-8 | 34 | 1-1106477-0 | 160 | 2-1102271-1 | 88 | 2-1102474-8 | 78 | 2-1102770-0 | 190 |
| 1-1103364-6 | 143 | 1-1105851-8 | 37 | 1-1106477-1 | 163 | 2-1102271-2 | 93 | 2-1102480-2 | 75 | 2-1102770-5 | 190 |
| 1-1103366-2 | 146 | 1-1105851-8 | 38 | 1-1106477-2 | 162 | 2-1102271-8 | 96 | 2-1102482-2 | 75 | 2-1102771-0 | 190 |
| 1-1103366-6 | 143 | 1-1105852-8 | 34 | 1-1106477-4 | 165 | 2-1102274-1 | 88 | 2-1102489-2 | 76 | 2-1102771-5 | 190 |
| 1-1103400-1 | 45 | 1-1105852-8 | 37 | 1-1106477-6 | 165 | 2-1102274-2 | 93 | 2-1102496-1 | 90 | 2-1102772-0 | 188 |
| 1-1103401-1 | 45 | 1-1105852-8 | 38 | 1-1107001-2 | 173 | 2-1102274-8 | 97 | 2-1102496-3 | 96 | 2-1102772-5 | 188 |
| 1-1103402-1 | 45 | 1-1105870-8 | 40 | 1-1107003-2 | 173 | 2-1102276-1 | 88 | 2-1102496-6 | 87 | 2-1102773-0 | 191 |
| 1-1103403-1 | 45 | 1-1106001-9 | 189 | 1-1107005-2 | 173 | 2-1102276-8 | 97 | 2-1102496-7 | 92 | 2-1102773-5 | 191 |
| 1-1103414-1 | 60 | 1-1106004-9 | 189 | 1-1107007-2 | 173 | 2-1102279-1 | 89 | 2-1102499-1 | 90 | 2-1103000-3 | 48 |
| 1-1103415-1 | 60 | 1-1106005-7 | 190 | 1-1108756-1 | 39 | 2-1102283-2 | 93 | 2-1102499-3 | 96 | 2-1103001-3 | 48 |
| 1-1103416-1 | 100 | 1-1106006-9 | 190 | 1-1108757-1 | 39 | 2-1102283-6 | 91 | 2-1102499-6 | 87 | 2-1103002-3 | 48 |
| 1-1103416-1 | 127 | 1-1106007-4 | 188 | 1-1108759-2 | 50 | 2-1102286-2 | 94 | 2-1102502-1 | 90 | 2-1103003-3 | 48 |
| 1-1103416-1 | 152 | 1-1106007-9 | 188 | 1-1110952-0 | 42 | 2-1102286-6 | 91 | 2-1102502-6 | 87 | 2-1103004-3 | 62 |
| 1-1103416-1 | 166 | 1-1106050-1 | 193 | 1-1110953-1 | 42 | 2-1102288-2 | 94 | 2-1102505-1 | 90 | 2-1103005-3 | 62 |
| 1-1103416-7 | 127 | 1-1106052-1 | 193 | 1-163087-1 | 35 | 2-1102291-1 | 140 | 2-1102505-6 | 87 | 2-1103006-3 | 69 |
| 1-1103416-7 | 152 | 1-1106053-1 | 193 | 1318105-1 | 33 | 2-1102291-2 | 145 | 2-1102505-7 | 92 | 2-1103007-3 | 69 |
| 1-1103416-7 | 166 | 1-1106053-2 | 193 | 1318106-1 | 33 | 2-1102291-8 | 149 | 2-1102507-1 | 88 | 2-1103008-3 | 84 |
| 1-1103416-8 | 152 | 1-1106055-2 | 191 | 1318107-1 | 33 | 2-1102292-3 | 123 | 2-1102509-1 | 88 | 2-1103009-3 | 84 |
| 1-1103416-8 | 166 | 1-1106056-3 | 191 | 1318108-1 | 33 | 2-1102292-6 | 115 | 2-1102511-1 | 88 | 2-1103010-3 | 102 |
| 1-1103416-9 | 166 | 1-1106057-4 | 191 | 1318109-1 | 33 | 2-1102292-7 | 120 | 2-1102511-8 | 97 | 2-1103010-3 | 129 |
| 1-1103417-1 | 100 | 1-1106058-5 | 192 | 1318110-1 | 33 | 2-1102295-6 | 115 | 2-1102513-8 | 97 | 2-1103011-3 | 102 |
| 1-1103417-1 | 127 | 1-1106062-7 | 192 | 1318111-1 | 33 | 2-1102295-7 | 120 | 2-1102519-2 | 94 | 2-1103011-3 | 129 |
| 1-1103417-1 | 152 | 1-1106066-8 | 192 | 1318112-1 | 33 | 2-1102296-1 | 116 | 2-1102521-2 | 94 | 2-1103012-3 | 110 |
| 1-1103417-1 | 166 | 1-1106100-1 | 180 | 1-66504-0 | 32 | 2-1102296-2 | 121 | 2-1102525-2 | 94 | 2-1103012-3 | 158 |
| 1-1103417-7 | 127 | 1-1106101-1 | 180 | 1-66505-0 | 32 | 2-1102296-8 | 123 | 2-1102527-2 | 94 | 2-1103013-3 | 110 |
| 1-1103417-7 | 152 | 1-1106102-1 | 180 | 1-66506-0 | 32 | 2-1102299-1 | 116 | 2-1102527-6 | 91 | 2-1103013-3 | 158 |
| 1-1103417-7 | 166 | 1-1106107-1 | 179 | 1-66507-0 | 32 | 2-1102299-8 | 124 | 2-1102564-1 | 118 | 2-1103032-3 | 136 |
| 1-1103417-8 | 152 | 1-1106109-1 | 179 | 169424-1 | 32 | 2-1102301-1 | 116 | 2-1102564-3 | 123 | 2-1103032-3 | 170 |

Sortiert nach Tyco-PN/Sorted by Tyco PN

| Best-Nr. | Seite | Best-Nr. | Seite | Best-Nr. | Seite | Best-Nr. | Seite | Best-Nr. | Seite | Best-Nr. | Seite |
|-------------|-------|-------------|-------|-------------|-------|-------------|-------|-------------|-------|-------------|-------|
| 2-1103033-3 | 136 | 2-1103637-3 | 81 | 3-1102770-2 | 190 | 4-1102759-5 | 150 | 5-1105653-8 | 42 | 7-1103417-1 | 152 |
| 2-1103033-3 | 170 | 2-1103638-3 | 106 | 3-1102771-2 | 190 | 4-1102760-5 | 151 | 5-1106001-9 | 189 | 7-1103417-1 | 166 |
| 2-1103100-3 | 47 | 2-1103638-3 | 155 | 3-1102772-2 | 188 | 4-1102770-0 | 190 | 5-1106004-9 | 189 | 7-1103417-7 | 127 |
| 2-1103101-3 | 47 | 2-1103638-9 | 155 | 3-1102773-2 | 191 | 4-1102771-0 | 190 | 5-1106005-7 | 190 | 7-1103417-7 | 152 |
| 2-1103102-3 | 47 | 2-1103639-3 | 106 | 3-1105000-2 | 35 | 4-1102772-0 | 188 | 5-1106006-9 | 190 | 7-1103417-7 | 166 |
| 2-1103103-3 | 47 | 2-1103639-3 | 155 | 3-1105050-2 | 34 | 4-1102773-0 | 191 | 5-1106050-1 | 193 | 7-1103417-8 | 152 |
| 2-1103104-3 | 47 | 2-1103639-9 | 155 | 3-1105051-1 | 34 | 4-1105000-3 | 35 | 5-1106051-1 | 193 | 7-1103417-8 | 166 |
| 2-1103105-3 | 47 | 2-1103640-3 | 132 | 3-1105051-2 | 34 | 4-1105001-3 | 35 | 5-1106053-1 | 193 | 7-1103634-1 | 66 |
| 2-1103106-3 | 61 | 2-1103640-3 | 168 | 3-1105100-1 | 37 | 4-1105050-2 | 34 | 5-1106053-2 | 193 | 7-1103635-1 | 66 |
| 2-1103107-3 | 61 | 2-1103640-9 | 168 | 3-1105100-2 | 37 | 4-1105051-1 | 34 | 5-1106055-2 | 191 | 7-1103636-1 | 81 |
| 2-1103108-3 | 101 | 2-1103641-3 | 132 | 3-1105101-1 | 37 | 4-1105051-2 | 34 | 5-1106056-3 | 191 | 7-1103637-1 | 81 |
| 2-1103108-3 | 128 | 2-1103641-3 | 168 | 3-1105101-2 | 37 | 4-1105100-1 | 37 | 5-1106057-4 | 191 | 7-1103638-1 | 106 |
| 2-1103109-3 | 101 | 2-1103641-9 | 168 | 3-1105150-1 | 41 | 4-1105100-2 | 37 | 5-1106058-5 | 192 | 7-1103638-1 | 155 |
| 2-1103109-3 | 128 | 2-1104000-3 | 68 | 3-1105150-2 | 41 | 4-1105101-1 | 37 | 5-1106062-6 | 192 | 7-1103638-9 | 155 |
| 2-1103110-3 | 109 | 2-1104002-3 | 68 | 3-1105151-1 | 41 | 4-1105101-2 | 37 | 5-1106207-7 | 184 | 7-1103639-1 | 106 |
| 2-1103110-3 | 157 | 2-1104004-3 | 83 | 3-1105151-2 | 41 | 4-1105150-1 | 41 | 5-1106213-6 | 184 | 7-1103639-1 | 155 |
| 2-1103111-3 | 109 | 2-1104006-3 | 83 | 3-1105250-1 | 40 | 4-1105150-2 | 41 | 5-1106302-9 | 183 | 7-1103639-9 | 155 |
| 2-1103111-3 | 157 | 2-1104008-3 | 108 | 3-1105251-1 | 40 | 4-1105151-1 | 41 | 5-1106302-9 | 213 | 7-1103640-1 | 132 |
| 2-1103112-3 | 135 | 2-1104010-3 | 108 | 3-1105300-1 | 38 | 4-1105051-2 | 41 | 5-1108751-1 | 39 | 7-1103640-1 | 168 |
| 2-1103112-3 | 169 | 2-1104012-3 | 134 | 3-1105300-2 | 38 | 4-1105250-1 | 40 | 5-1108757-1 | 39 | 7-1103640-9 | 168 |
| 2-1103113-3 | 135 | 2-1104014-3 | 134 | 3-1105301-1 | 38 | 4-1105251-1 | 40 | 523168-5 | 34 | 7-1103641-1 | 132 |
| 2-1103113-3 | 169 | 2-1104016-3 | 134 | 3-1105301-2 | 38 | 4-1105300-1 | 38 | 523168-5 | 38 | 7-1103641-1 | 168 |
| 2-1103200-3 | 70 | 2-1104018-3 | 134 | 3-1105653-8 | 41 | 4-1105300-2 | 38 | 523168-6 | 37 | 7-1103641-9 | 168 |
| 2-1103202-3 | 70 | 2-1104200-3 | 137 | 3-1105653-8 | 42 | 4-1105301-1 | 38 | 523168-7 | 39 | 7-1105653-8 | 42 |
| 2-1103204-3 | 85 | 2-1104202-3 | 137 | 3-1106001-9 | 189 | 4-1105301-2 | 38 | 530341-1 | 212 | 7-1106001-9 | 189 |
| 2-1103206-3 | 85 | 2-1105000-3 | 35 | 3-1106004-9 | 189 | 4-1105653-8 | 41 | 5-569550-4 | 199 | 7-1106004-9 | 189 |
| 2-1103208-3 | 109 | 2-1105001-3 | 35 | 3-1106005-7 | 190 | 4-1105653-8 | 42 | 601967-1 | 34 | 7-1106053-7 | 190 |
| 2-1103208-3 | 157 | 2-1105050-2 | 34 | 3-1106006-9 | 190 | 4-1106001-9 | 189 | 601967-1 | 37 | 7-1106006-9 | 190 |
| 2-1103209-3 | 157 | 2-1105051-1 | 34 | 3-1106050-1 | 193 | 4-1106004-9 | 189 | 601967-1 | 38 | 7-1106050-1 | 193 |
| 2-1103212-3 | 109 | 2-1105051-2 | 34 | 3-1106051-1 | 193 | 4-1106005-7 | 190 | 601967-1 | 39 | 7-1106052-1 | 193 |
| 2-1103212-3 | 157 | 2-1105100-1 | 37 | 3-1106053-1 | 193 | 4-1106006-9 | 190 | 6-1105100-1 | 37 | 7-1106053-1 | 193 |
| 2-1103213-3 | 157 | 2-1105100-2 | 37 | 3-1106055-2 | 191 | 4-1106050-1 | 193 | 6-1105101-1 | 37 | 7-1106053-2 | 193 |
| 2-1103216-3 | 135 | 2-1105101-1 | 37 | 3-1106056-3 | 191 | 4-1106051-1 | 193 | 6-1105250-1 | 40 | 7-1106055-2 | 191 |
| 2-1103216-3 | 169 | 2-1105101-2 | 37 | 3-1106057-4 | 191 | 4-1106052-1 | 193 | 6-1105251-1 | 40 | 7-1106056-3 | 191 |
| 2-1103217-3 | 169 | 2-1105250-1 | 40 | 3-1106058-5 | 192 | 4-1106052-1 | 193 | 6-1105300-1 | 38 | 7-1106057-4 | 191 |
| 2-1103220-3 | 135 | 2-1105251-1 | 40 | 3-1106062-6 | 192 | 4-1106055-2 | 191 | 6-1105300-2 | 38 | 7-1106058-5 | 192 |
| 2-1103220-3 | 169 | 2-1105300-1 | 38 | 3-1106066-8 | 192 | 4-1106056-3 | 191 | 6-1105301-1 | 38 | 7-1106302-9 | 183 |
| 2-1103221-3 | 169 | 2-1105300-2 | 38 | 3-1106200-5 | 54 | 4-1106057-4 | 191 | 6-1105301-2 | 38 | 7-1106302-9 | 213 |
| 2-1103336-6 | 139 | 2-1105301-1 | 38 | 3-1106201-5 | 80 | 4-1106058-5 | 192 | 6-1105653-8 | 42 | 726363-1 | 32 |
| 2-1103338-1 | 142 | 2-1105301-2 | 38 | 3-1106201-5 | 185 | 4-1106062-6 | 192 | 6-1106001-9 | 189 | 734285-1 | 36 |
| 2-1103338-3 | 148 | 2-1105350-1 | 43 | 3-1106202-5 | 99 | 4-1106066-8 | 192 | 6-1106004-9 | 189 | 734285-2 | 36 |
| 2-1103338-6 | 139 | 2-1105351-1 | 43 | 3-1106202-5 | 185 | 4-1106200-5 | 54 | 6-1106005-7 | 190 | 734285-3 | 36 |
| 2-1103338-7 | 144 | 2-1105652-8 | 41 | 3-1106203-5 | 126 | 4-1106201-5 | 80 | 6-1106006-9 | 190 | 8-1105653-8 | 42 |
| 2-1103341-6 | 140 | 2-1105653-8 | 41 | 3-1106203-5 | 185 | 4-1106201-5 | 185 | 6-1106050-1 | 193 | 8-1106058-5 | 192 |
| 2-1103344-1 | 142 | 2-1105653-8 | 42 | 3-1106204-5 | 151 | 4-1106202-5 | 99 | 6-1106052-1 | 193 | 8-1106062-6 | 192 |
| 2-1103344-6 | 140 | 2-1105870-8 | 40 | 3-1106204-5 | 185 | 4-1106202-5 | 185 | 6-1106053-1 | 193 | 8-1108772-0 | 95 |
| 2-1103344-7 | 145 | 2-1106001-9 | 189 | 3-1106214-0 | 184 | 4-1106203-5 | 126 | 6-1106055-2 | 191 | 8-1108772-2 | 95 |
| 2-1103346-1 | 141 | 2-1106004-9 | 189 | 3-1106216-0 | 184 | 4-1106203-5 | 185 | 6-1106056-3 | 191 | 8-1108772-4 | 95 |
| 2-1103348-1 | 141 | 2-1106005-7 | 190 | 3-1106302-9 | 183 | 4-1106204-5 | 151 | 6-1106057-4 | 191 | 8-1108772-5 | 95 |
| 2-1103350-1 | 141 | 2-1106006-9 | 190 | 3-1106302-9 | 213 | 4-1106204-5 | 185 | 6-1106062-6 | 192 | 8-1108772-8 | 95 |
| 2-1103350-2 | 146 | 2-1106007-3 | 188 | 3-1106303-9 | 183 | 4-1106202-9 | 183 | 6-1106066-8 | 192 | 872070-1 | 36 |
| 2-1103350-8 | 149 | 2-1106050-1 | 193 | 3-1106303-9 | 213 | 4-1106302-9 | 213 | 6-1106302-9 | 183 | 9-1106062-6 | 192 |
| 2-1103352-1 | 141 | 2-1106053-1 | 193 | 3-1106470-0 | 140 | 4-1108756-1 | 39 | 6-1106302-9 | 213 | 91285-1 | 32 |
| 2-1103352-8 | 149 | 2-1106053-2 | 193 | 3-1106470-5 | 144 | 4-1108757-1 | 39 | 66504-3 | 32 | 91558-1 | 33 |
| 2-1103364-2 | 146 | 2-1106055-2 | 191 | 3-1108756-1 | 39 | 5-1102610-5 | 99 | 66504-4 | 32 | 91559-1 | 33 |
| 2-1103364-6 | 143 | 2-1106056-3 | 191 | 3-1108757-1 | 39 | 5-1102616-5 | 126 | 66504-9 | 32 | 91560-1 | 33 |
| 2-1103414-3 | 60 | 2-1106057-4 | 191 | 4-1102700-5 | 53 | 5-1102624-5 | 151 | 66505-3 | 32 | 91565-1 | 33 |
| 2-1103415-3 | 60 | 2-1106058-5 | 192 | 4-1102701-5 | 54 | 5-1102708-5 | 80 | 66505-4 | 32 | 91576-1 | 33 |
| 2-1103416-3 | 100 | 2-1106062-6 | 192 | 4-1102702-5 | 53 | 5-1102709-5 | 80 | 66505-9 | 32 | 91595-1 | 33 |
| 2-1103416-3 | 127 | 2-1106066-8 | 192 | 4-1102703-5 | 53 | 5-1102716-5 | 99 | 66506-3 | 32 | 91596-1 | 33 |
| 2-1103416-3 | 152 | 2-1106206-7 | 184 | 4-1102704-5 | 79 | 5-1102770-0 | 190 | 66506-4 | 32 | 917484-2 | 33 |
| 2-1103416-3 | 166 | 2-1106208-7 | 184 | 4-1102706-5 | 79 | 5-1102771-0 | 190 | 66506-9 | 32 | 917485-2 | 33 |
| 2-1103416-7 | 127 | 2-1106214-0 | 184 | 4-1102710-5 | 79 | 5-1102772-0 | 188 | 66507-3 | 32 | 917511-2 | 33 |
| 2-1103416-7 | 152 | 2-1106214-1 | 184 | 4-1102712-5 | 79 | 5-1102773-0 | 191 | 66507-4 | 32 | 929962-1 | 36 |
| 2-1103416-7 | 166 | 2-1106216-0 | 184 | 4-1102714-5 | 98 | 5-1105050-2 | 34 | 66507-9 | 32 | 929963-1 | 36 |
| 2-1103416-8 | 152 | 2-1106216-1 | 184 | 4-1102715-5 | 98 | 5-1105051-1 | 34 | 69675-1 | 43 | 929964-1 | 36 |
| 2-1103416-8 | 166 | 2-1106302-9 | 183 | 4-1102717-5 | 99 | 5-1105051-2 | 34 | 69710-1 | 43 | 929965-1 | 36 |
| 2-1103416-9 | 166 | 2-1106302-9 | 213 | 4-1102718-5 | 98 | 5-1105100-1 | 37 | 7-1103414-1 | 60 | 929969-1 | 36 |
| 2-1103417-3 | 100 | 2-1106303-9 | 183 | 4-1102720-5 | 99 | 5-1105100-2 | 37 | 7-1103415-1 | 60 | 929970-1 | 36 |
| 2-1103417-3 | 127 | 2-1106303-9 | 213 | 4-1102723-5 | 125 | 5-1105101-1 | 37 | 7-1103416-1 | 100 | 929971-1 | 36 |
| 2-1103417-3 | 152 | 2-1106310-9 | 213 | 4-1102725-5 | 125 | 5-1105101-2 | 37 | 7-1103416-1 | 127 | 929972-1 | 36 |
| 2-1103417-3 | 166 | 2-1106311-9 | 213 | 4-1102726-5 | 126 | 5-1105150-1 | 41 | 7-1103416-1 | 152 | 962966-1 | 36 |
| 2-1103417-7 | 127 | 2-1106312-9 | 213 | 4-1102727-5 | 126 | 5-1105150-2 | 41 | 7-1103416-1 | 166 | 962967-1 | 36 |
| 2-1103417-7 | 152 | 2-1106313-9 | 213 | 4-1102728-5 | 125 | 5-1105151-1 | 41 | 7-1103416-7 | 127 | 962968-1 | 36 |
| 2-1103417-7 | 166 | 2-1106449-1 | 123 | 4-1102730-5 | 125 | 5-1105151-2 | 41 | 7-1103416-7 | 152 | 962969-1 | 36 |
| 2-1103417-8 | 152 | 2-1106449-2 | 123 | 4-1102732-5 | 150 | 5-1105250-1 | 40 | 7-1103416-7 | 166 | 962976-1 | 36 |
| 2-1103417-8 | 166 | 2-1106449-4 | 123 | 4-1102733-5 | 150 | 5-1105251-1 | 40 | 7-1103416-8 | 152 | 962977-1 | 36 |
| 2-1103417-9 | 166 | 2-1107005-2 | 173 | 4-1102734-5 | 151 | 5-1105300-1 | 38 | 7-1103416-8 | 166 | 962978-1 | 36 |
| 2-1103634-3 | 66 | 2-1107007-2 | 173 | 4-1102735-5 | 151 | 5-1105300-2 | 38 | 7-1103416-9 | 166 | 962979-1 | 36 |
| 2-1103635-3 | 66 | 2-1108756-1 | 39 | 4-1102736-5 | 151 | 5-1105301-1 | 38 | 7-1103417-1 | 100 | | |
| 2-1103636-3 | 81 | 2-1108757-1 | 39 | 4-1102755-5 | 150 | 5-1105301-2 | 38 | 7-1103417-1 | 127 | | |

Sortiert nach Bezeichnung/Sorted by description

| Bestelltext | Best-Nr. | Seite | Bestelltext | Best-Nr. | Seite | Bestelltext | Best-Nr. | Seite |
|------------------------------|-------------|-------|----------------------------------|-------------|-------|----------------------------------|-------------|-------|
| 120 mm², Kz 200-1110956-5 | 42 | | Die 25 mm², Kz 10 | 5-1105653-8 | 42 | EMV-K.3/4.SG.1.M16.G | 0-1106401-2 | 54 |
| 150 mm², Kz 220-1110956-6 | 42 | | Die 35 mm², Kz 12 | 6-1105653-8 | 42 | EMV-K.3/4.SG.1.M20.G | 0-1106401-3 | 54 |
| 50 mm², Kz 140-1110956-2 | 42 | | Die 50 mm², Kz 14 | 7-1105653-8 | 42 | EMV-K.3/4.SGF | 4-1102702-5 | 53 |
| 70 mm², Kz 160-1110956-3 | 42 | | Die 6 mm², Kz 5 | 2-1105653-8 | 41 | EMV-K.3/4.STO.1.11.G | 4-1102700-5 | 53 |
| 95 mm², Kz 180-1110956-4 | 42 | | Die 6 mm², Kz 5 | 2-1105653-8 | 42 | EMV-K.3/4.STO.1.M16.G | 0-1106402-2 | 53 |
| AIR.Bu.4.VA0-1105355-2 200 | | | Die 70 mm², Kz 16 | 8-1105653-8 | 42 | EMV-K.3/4.STO.1.M20.G | 0-1106402-3 | 53 |
| AIR.Bu.V.4.VA0-1105355-1 200 | | | DIE COAXICON | 69675-1 | 43 | EMV-K.6/16.AG | 4-1102710-5 | 79 |
| AIR.Sti.4.VA0-1105354-1 200 | | | DIE F2,8FF TAB | 0-0539744-2 | 35 | EMV-K.6/16.AG.M6 | 4-1102712-5 | 79 |
| AM.1x15.BG.2-00-1107197-2 | 186 | | DS.11.DI | 1-1106004-9 | 189 | EMV-K.6/16.SG.1.16.G | 5-1102708-5 | 80 |
| AM.1x15.BG.2-U | 0-1107196-2 | 186 | DS.13.DI | 2-1106004-9 | 189 | EMV-K.6/16.SG.1.M25.G | 0-1106415-3 | 80 |
| AM.1x15+25.BG.4-0 | 0-1107201-2 | 187 | DS.16.DI | 3-1106004-9 | 189 | EMV-K.6/16.SG.2.16.G | 5-1102709-5 | 80 |
| AM.1x15+25.BG.4-U | 0-1107200-2 | 187 | DS.21.DI | 4-1106004-9 | 189 | EMV-K.6/16.SG.2.M32.G | 0-1106415-2 | 80 |
| AM.1x25.BG.2-0 | 0-1107197-3 | 186 | DS.29.DI | 5-1106004-9 | 189 | EMV-K.6/16.STO.1.16.G | 4-1102706-5 | 79 |
| AM.1x25.BG.2-U | 0-1107196-3 | 186 | DS.36.DI | 6-1106004-9 | 189 | EMV-K.6/16.STO.1.M32.G | 0-1106416-3 | 79 |
| AM.1x25+37.BG.6-0 | 0-1107205-2 | 187 | DS.42.DI | 7-1106004-9 | 189 | EMV-K.6/16.STS.1.16.G | 4-1102704-5 | 79 |
| AM.1x25+37.BG.6-U | 0-1107204-2 | 187 | Dynamic 0,06-0,2 mm² Loose Piece | 175216-2 | 33 | EMV-K.6/16.STS.1.M25.G | 0-1106416-4 | 79 |
| AM.1x37.BG.5-0 | 0-1107203-1 | 186 | Dynamic 0,06-0,2 mm² Loose Piece | 175287-2 | 33 | EMV-KF/K.24/64.STS.1.29.G | 4-1102732-5 | 150 |
| AM.1x37.BG.5-U | 0-1107202-1 | 186 | Dynamic 0,06-0,2 mm² Strip Form | 175194-2 | 33 | EMV-KF/K.24/64.STS.1.36.G | 4-1102733-5 | 150 |
| AM.1x50.BG.5-0 | 0-1107203-2 | 186 | Dynamic 0,06-0,2 mm² Strip Form | 175284-2 | 33 | EMV-KF/K.24/64.STS.1.M40.G | 0-1106462-2 | 150 |
| AM.1x50.BG.5-U | 0-1107202-2 | 186 | Dynamic 0,08-0,2 mm² Loose Piece | 1318108-1 | 33 | EMV-Konenpaar PG16/M28 | 1-1106007-4 | 188 |
| AM.1x9.BG.2-0 | 0-1107197-1 | 186 | Dynamic 0,08-0,2 mm² Loose Piece | 1318112-1 | 33 | EMV-Konenpaar PG21/P21 | 1-1106007-9 | 188 |
| AM.1x9.BG.2-U | 0-1107196-1 | 186 | Dynamic 0,08-0,2 mm² Strip Form | 1318106-1 | 33 | EMV-Konenpaar PG29 | 2-1106007-3 | 188 |
| AM.1x9+1x15+1x25.BG.6-0 | 0-1107205-1 | 187 | Dynamic 0,08-0,2 mm² Strip Form | 1318110-1 | 33 | ERW.11/13.MS | 1-1106058-5 | 192 |
| AM.1x9+1x15+1x25.BG.6-U | 0-1107204-1 | 187 | Dynamic 0,2-0,5 mm² Loose Piece | 175217-2 | 33 | ERW.11/16.MS | 7-1106058-5 | 192 |
| AM.2x15.BG.3-0 | 0-1107199-2 | 187 | Dynamic 0,2-0,5 mm² Loose Piece | 175288-2 | 33 | ERW.13/16.MS | 2-1106058-5 | 192 |
| AM.2x15.BG.3-U | 0-1107198-2 | 187 | Dynamic 0,2-0,5 mm² Strip Form | 175195-2 | 33 | ERW.13/21.MS | 8-1106058-5 | 192 |
| AM.2x25.BG.4-0 | 0-1107201-1 | 187 | Dynamic 0,2-0,5 mm² Strip Form | 175285-2 | 33 | ERW.16/21.MS | 3-1106058-5 | 192 |
| AM.2x25.BG.4-U | 0-1107200-1 | 187 | Dynamic 0,3-0,85 mm² Loose Piece | 1318107-1 | 33 | ERW.21/29.MS | 4-1106058-5 | 192 |
| AM.2x37.BG.6-0 | 0-1107205-3 | 187 | Dynamic 0,3-0,85 mm² Loose Piece | 1318111-1 | 33 | ERW.29/36.MS | 5-1106058-5 | 192 |
| AM.2x37.BG.6-U | 0-1107204-3 | 187 | Dynamic 0,3-0,85 mm² Strip Form | 1318105-1 | 33 | EWZG-RSZ | 0-1102855-6 | 34 |
| AM.2x50.BG.6-U | 0-1107204-4 | 187 | Dynamic 0,3-0,85 mm² Strip Form | 1318109-1 | 33 | EWZG-RSZ | 0-1102855-6 | 35 |
| AM.2x9.BG.3-0 | 0-1107199-1 | 187 | Dynamic 0,5-1,25 mm² Loose Piece | 175218-2 | 33 | EWZG-RSZ | 0-1102855-6 | 37 |
| AM.2x9.BG.3-U | 0-1107198-1 | 187 | Dynamic 0,5-1,25 mm² Loose Piece | 175289-2 | 33 | EWZG-RSZ | 0-1102855-6 | 38 |
| AP.M.1.11 | 1-1102978-9 | 177 | Dynamic 0,5-1,25 mm² Strip Form | 175196-2 | 33 | EWZG-RSZ | 0-1102855-6 | 39 |
| AP.M.1.M20 | 0-1102978-2 | 177 | Dynamic 0,5-1,25 mm² Strip Form | 175286-2 | 33 | EWZG-RSZ | 0-1102855-6 | 40 |
| ASD.11.N | 1-1106050-1 | 193 | Dynamic 1,25-2,2 mm² Loose Piece | 917511-2 | 33 | EWZG-RSZ | 0-1102855-6 | 44 |
| ASD.13.N | 2-1106050-1 | 193 | Dynamic 1,25-2,2 mm² Strip Form | 917484-2 | 33 | Extraction Tool 2,5 mm Contact | 872070-1 | 36 |
| ASD.16.N | 3-1106050-1 | 193 | Dynamic 1,25-2,2 mm² Strip Form | 917485-2 | 33 | F-Bu.M3 | 1-1106101-1 | 180 |
| ASD.21.N | 4-1106050-1 | 193 | DYNAMIC D-2800 REC HSG 30P | 0-1747365-1 | 197 | FOAC MELTING GAGE OPTIMATE | 0-0100606-2 | 44 |
| ASD.29.N | 5-1106050-1 | 193 | DYNAMIC D-2800 TAB HSG 30P | 0-1747366-1 | 197 | FOPOF CUTTING GAGE , MULTIMATE | 0-0100281-1 | 44 |
| ASD.36.N | 6-1106050-1 | 193 | DYNAMIC D-3800 REC HSG 12P | 0-1747363-1 | 197 | FOPOF LONG CONTACT ASSY | 0-0216341-1 | 44 |
| ASD.42.N | 7-1106050-1 | 193 | DYNAMIC D-3800 TAB HSG 12P | 0-1747364-1 | 197 | FOPOF MELTING ADAPTOR, MULTIMATE | 0-0100281-2 | 44 |
| ASD-K.11.V | 1-1106052-1 | 193 | EMV.3/4.SG.1.M20.G | 0-1106401-4 | 54 | FOPOF SHORT CONTACT ASSY | 0-0216342-1 | 44 |
| ASD-K.16.N | 3-1106051-1 | 193 | EMV.M16.MS | 1-1102772-6 | 188 | FOTOOL HOTMELT UNIT | 0-0734423-1 | 44 |
| ASD-K.21.N | 4-1106051-1 | 193 | EMV.M20.MS | 2-1102772-0 | 188 | Frame AF8 | 601967-1 | 37 |
| ASD-K.21.V | 4-1106052-1 | 193 | EMV.M25.MS | 2-1102772-5 | 188 | Frame AF8 | 601967-1 | 38 |
| ASD-K.29.N | 5-1106051-1 | 193 | EMV.M32.MS | 3-1102772-2 | 188 | Frame AF8 | 601967-1 | 39 |
| ASD-K.36.V | 6-1106052-1 | 193 | EMV.M40.MS | 4-1102772-0 | 188 | F-Sti-M3 | 1-1106102-1 | 180 |
| ASD-K.42.V | 7-1106052-1 | 193 | EMV.M50.MS | 5-1102772-0 | 188 | GB.1-BG8 | 1-1106301-9 | 182 |
| AWZG-HD.M-RSZ | 0-1102855-1 | 35 | EMV-K.10/24.AG | 4-1102718-5 | 98 | GM.11.SKT-MS | 1-1106055-2 | 191 |
| AWZG-HD.M-RSZ | 0-1102855-1 | 44 | EMV-K.10/24.AG.M6 | 4-1102720-5 | 99 | GM.13.SKT-MS | 2-1106055-2 | 191 |
| AWZG-HE-Q5-RSZ | 0-1102855-7 | 37 | EMV-K.10/24.SG.1.21.G | 5-1102716-5 | 99 | GM.16.SKT-MS | 3-1106055-2 | 191 |
| AWZG-HN.D-RSZ | 0-1102855-2 | 34 | EMV-K.10/24.SG.2.21.G | 4-1102717-5 | 99 | GM.21.SKT-MS | 4-1106055-2 | 191 |
| AWZG-HSK-RSZ | 0-1102855-8 | 39 | EMV-K.10/24.SG.2.M32.G | 0-1106426-2 | 99 | GM.29.SKT-MS | 5-1106055-2 | 191 |
| AWZG-HSM-RSZ | 0-1102855-4 | 40 | EMV-K.10/24.STO.1.21.G | 4-1102715-5 | 98 | GM.36.SKT-MS | 6-1106055-2 | 191 |
| AWZG-HSS-RSZ | 0-1102855-5 | 41 | EMV-K.10/24.STO.1.M25.G | 0-1106427-4 | 98 | GM.42.SKT-MS | 7-1106055-2 | 191 |
| AWZG-HVT-RSZ | 0-1102855-3 | 38 | EMV-K.10/24.STS.1.21.G | 4-1102714-5 | 98 | HA.10.AGD-LB | 1-1102122-2 | 64 |
| AWZG-MDL-AIR | 0-1102985-1 | 200 | EMV-K.10/24.STS.1.M25.G | 0-1106427-3 | 98 | HA.10.AG-LB | 1-1102121-2 | 64 |
| BEO.M3.KURZ | 1-1106109-1 | 179 | EMV-K.10/24.STS.1.M32.G | 1-1106427-0 | 98 | HA.10.Bu.C.B1-10 | 2-1103415-3 | 60 |
| BS.11.MS | 1-1106056-3 | 191 | EMV-K.16/40.AG | 4-1102728-5 | 125 | HA.10.Bu.S.B1-10 | 1-1103415-1 | 60 |
| BS.13.MS | 2-1106056-3 | 191 | EMV-K.16/40.AG.M6 | 4-1102730-5 | 125 | HA.10.Bu.SC.B1-10 | 7-1103415-1 | 60 |
| BS.16.MS | 3-1106056-3 | 191 | EMV-K.16/40.SG.1.21.G | 4-1102726-5 | 126 | HA.10.KDO-LB.1.16.G | 1-1102133-2 | 65 |
| BS.21.MS | 4-1106056-3 | 191 | EMV-K.16/40.SG.2.21.G | 4-1102727-5 | 126 | HA.10.KDO-LB.1.M20.G | 0-1106409-1 | 65 |
| BS.29.MS | 5-1106056-3 | 191 | EMV-K.16/40.SG.2.M32.G | 0-1106445-2 | 126 | HA.10.SGD-LB.1.16.Z | 1-1102128-2 | 65 |
| BS.36.MS | 6-1106056-3 | 191 | EMV-K.16/40.STO.1.29.G | 4-1102725-5 | 125 | HA.10.SGD-LB.2.16.Z | 1-1102130-2 | 65 |
| BS.42.MS | 7-1106056-3 | 191 | EMV-K.16/40.STO.1.M32.G | 0-1106446-3 | 125 | HA.10.SGD-LB.2.M20.Z | 0-1106410-1 | 65 |
| BS.M16.MS | 1-1102773-6 | 191 | EMV-K.16/40.STS.1.29.G | 4-1102723-5 | 125 | HA.10.SG-LB.1.16.Z | 1-1102124-2 | 64 |
| BS.M20.MS | 2-1102773-0 | 191 | EMV-K.16/40.STS.1.M32.G | 0-1106446-4 | 125 | HA.10.SG-LB.2.16.Z | 1-1102126-2 | 64 |
| BS.M25.MS | 2-1102773-5 | 191 | EMV-K.24/64.AG | 4-1102760-5 | 151 | HA.10.SG-LB.2.M20.Z | 0-1106410-2 | 64 |
| BS.M32.MS | 3-1102773-2 | 191 | EMV-K.24/64.AG.M6 | 4-1102736-5 | 151 | HA.10.SKB | 2-1106206-7 | 184 |
| BS.M40.MS | 4-1102773-0 | 191 | EMV-K.24/64.SG.1.29.G | 4-1102734-5 | 151 | HA.10.Sti.C.B1-10 | 2-1103414-3 | 60 |
| BS.M50.MS | 5-1102773-0 | 191 | EMV-K.24/64.SG.2.29.G | 4-1102735-5 | 151 | HA.10.Sti.S.B1-10 | 1-1103414-1 | 60 |
| CABLE STRIPPER | 0-0501198-1 | 44 | EMV-K.24/64.SG.2.M40.G | 0-1106460-2 | 151 | HA.10.Sti.SC.B1-10 | 7-1103414-1 | 60 |
| Codier set HVS | 530341-1 | 212 | EMV-K.24/64.STO.1.29.G | 4-1102759-5 | 150 | HA.10.STO.1.16.G | 1-1102120-7 | 63 |
| COS.QUICK-IN | 0-1110939-3 | 178 | EMV-K.24/64.STO.1.M40.G | 0-1106461-4 | 150 | HA.10.STO.1.M20.G | 0-1106411-1 | 63 |
| CRIMPING TOOL M22520/1-01 | 601967-1 | 34 | EMV-K.24/64.STS.1.29.G | 4-1102755-5 | 150 | HA.10.STS.1.16.G | 1-1102117-7 | 63 |
| CZ-HF.60.M | 0-1110956-1 | 42 | EMV-K.24/64.STS.1.M25.G | 0-1102983-1 | 150 | HA.10.STS.1.M20.G | 0-1106411-2 | 63 |
| DAHT-FIBER OPTIC | 0-0090364-2 | 44 | EMV-K.24/64.STS.1.M32.G | 0-1106461-8 | 150 | HA.10.STS.1.M25.G | 0-1106411-6 | 63 |
| Die 10 mm², Kz 5 | 3-1105653-8 | 41 | EMV-K.24/64.STS.1.M40.G | 0-1106461-3 | 150 | HA.16.AGD-LB | 1-1102141-2 | 104 |
| Die 10 mm², Kz 5 | 3-1105653-8 | 42 | EMV-K.3/4.AG | 4-1102703-5 | 53 | HA.16.AG-LB | 1-1102140-2 | 104 |
| Die 16 mm², Kz 8 | 4-1105653-8 | 41 | EMV-K.3/4.SG.1.11.G | 4-1102701-5 | 54 | HA.16.Bu.C.B1-16 | 2-1103417-3 | 100 |
| Die 16 mm², Kz 8 | 4-1105653-8 | 42 | | | | | | |

Sortiert nach Bezeichnung/Sorted by description

| Bestelltext | Best-Nr. | Seite | Bestelltext | Best-Nr. | Seite | Bestelltext | Best-Nr. | Seite |
|----------------------|-------------|-------|-------------------------|-------------|-------|----------------------|-------------|-------|
| HA.16.Bu.C.B1-16 | 2-1103417-3 | 127 | HA.3.SG-LB.1.11.Z | 1-1102109-2 | 50 | HB.10.SG-VS.2.16.Z | 1-1102276-1 | 88 |
| HA.16.Bu.C.B1-16 | 2-1103417-3 | 152 | HA.3.SG-LB.1.M16.G | 0-1106404-1 | 50 | HB.10.SG-VS.2.M25.Z | 0-1106429-4 | 88 |
| HA.16.Bu.C.B1-16 | 2-1103417-3 | 166 | HA.3.SG-LB.1.M20.G | 0-1106404-3 | 50 | HB.10.SKP | 5-1106213-6 | 184 |
| HA.16.Bu.C.B17-32 | 2-1103417-7 | 127 | HA.3.Sti.S | 1-1103400-1 | 45 | HB.10.STO.1.16.G | 1-1102267-6 | 87 |
| HA.16.Bu.C.B17-32 | 2-1103417-7 | 152 | HA.3.STW.1.11.Z | 1-1102101-7 | 49 | HB.10.STO.1.21.G | 1-1102270-6 | 87 |
| HA.16.Bu.C.B17-32 | 2-1103417-7 | 166 | HA.3.STO.1.M16.Z | 0-1106405-1 | 49 | HB.10.STO.1.M25.G | 0-1106430-1 | 87 |
| HA.16.Bu.C.B33-48 | 2-1103417-8 | 152 | HA.3.STO.1.M20.Z | 0-1106405-3 | 49 | HB.10.STO-GR.1.16.G | 1-1102267-7 | 92 |
| HA.16.Bu.C.B33-48 | 2-1103417-8 | 166 | HA.3.STW.1.11.Z | 1-1102103-7 | 49 | HB.10.STO-GR.1.M25.G | 0-1106430-2 | 92 |
| HA.16.Bu.C.B49-64 | 2-1103417-9 | 166 | HA.3.STW.1.M16.Z | 0-1106406-1 | 49 | HB.10.STO-VS.1.16.G | 1-1102267-1 | 90 |
| HA.16.Bu.S.B1-16 | 1-1103417-1 | 100 | HA.3.STW.1.M20.Z | 0-1106406-3 | 49 | HB.10.STO-VS.1.M25.G | 0-1106430-3 | 90 |
| HA.16.Bu.S.B1-16 | 1-1103417-1 | 127 | HA.32.AGD | 1-1102165-1 | 131 | HB.10.STS.1.16.G | 1-1102261-6 | 87 |
| HA.16.Bu.S.B1-16 | 1-1103417-1 | 152 | HA.32.AG-VS | 1-1102160-1 | 130 | HB.10.STS.1.21.G | 1-1102264-6 | 87 |
| HA.16.Bu.S.B1-16 | 1-1103417-1 | 166 | HA.32.SGD.1.21.Z | 1-1102167-1 | 131 | HB.10.STS.1.M25.G | 0-1106430-4 | 87 |
| HA.16.Bu.S.B17-32 | 1-1103417-7 | 127 | HA.32.SGD.2.21.Z | 1-1102169-1 | 131 | HB.10.STS-GR.1.16.G | 1-1102261-7 | 92 |
| HA.16.Bu.S.B17-32 | 1-1103417-7 | 152 | HA.32.SGD.2.M25.Z | 0-1106455-1 | 131 | HB.10.STS-GR.1.M25.G | 0-1106430-5 | 92 |
| HA.16.Bu.S.B17-32 | 1-1103417-7 | 166 | HA.32.SG-VS.1.21.Z | 1-1102162-1 | 130 | HB.10.STS-VS.1.16.G | 1-1102261-1 | 90 |
| HA.16.Bu.S.B33-48 | 1-1103417-8 | 152 | HA.32.SG-VS.2.21.Z | 1-1102164-1 | 130 | HB.10.STS-VS.1.M25.G | 0-1106430-6 | 90 |
| HA.16.Bu.S.B33-48 | 1-1103417-8 | 166 | HA.32.SG-VS.2.M25.Z | 0-1106455-2 | 130 | HB.10.STW.1.16 | 0-1108713-1 | 79 |
| HA.16.Bu.S.B49-64 | 1-1103417-9 | 166 | HA.32.STO.1.21.G | 1-1102158-6 | 130 | HB.16.AGD | 1-1102305-6 | 119 |
| HA.16.Bu.SC.B1-16 | 7-1103417-1 | 100 | HA.32.STO.1.M32.G | 0-1106456-1 | 130 | HB.16.AGD-LB | 1-1102305-2 | 121 |
| HA.16.Bu.SC.B1-16 | 7-1103417-1 | 127 | HA.32.STO-VS.1.21.G | 1-1102158-1 | 131 | HB.16.AG-LB | 1-1102296-2 | 121 |
| HA.16.Bu.SC.B1-16 | 7-1103417-1 | 152 | HA.32.STO-VS.1.M32.G | 0-1106456-2 | 131 | HB.16.AG-VS | 1-1102296-1 | 116 |
| HA.16.Bu.SC.B1-16 | 7-1103417-1 | 166 | HA.32.STS.1.21.G | 1-1102155-6 | 130 | HB.16.KDO-LB.1.21.G | 1-1102304-2 | 122 |
| HA.16.Bu.SC.B17-32 | 7-1103417-7 | 127 | HA.32.STS.1.M25.G | 0-1106456-3 | 130 | HB.16.KDO-LB.1.M32.G | 0-1106447-1 | 122 |
| HA.16.Bu.SC.B17-32 | 7-1103417-7 | 152 | HA.32.STS-VS.1.21.G | 1-1102155-1 | 131 | HB.16.KDO-VS.1.21.G | 1-1102304-1 | 117 |
| HA.16.Bu.SC.B17-32 | 7-1103417-7 | 166 | HA.32.STS-VS.1.M25.G | 0-1106456-4 | 131 | HB.16.KDO-VS.1.M32.G | 0-1106447-2 | 117 |
| HA.16.Bu.SC.B33-48 | 7-1103417-8 | 152 | HA.4.Bu.S | 1-1103403-1 | 45 | HB.16.SGD.1.21.Z | 1-1102308-6 | 119 |
| HA.16.Bu.SC.B33-48 | 7-1103417-8 | 166 | HA.4.Sti.S | 1-1103402-1 | 45 | HB.16.SGD.2.21.Z | 1-1102310-6 | 119 |
| HA.16.KDO-LB.1.16.G | 1-1102152-2 | 105 | HA.48.AGD-LB | 1-1102177-2 | 153 | HB.16.SGD.2.M25.Z | 0-1106448-1 | 119 |
| HA.16.KDO-LB.1.M20.G | 0-1106437-1 | 105 | HA.48.AG-LB | 1-1102176-2 | 153 | HB.16.SGD-LB.1.21.Z | 1-1102308-2 | 122 |
| HA.16.SGD-LB.1.16.Z | 1-1102147-2 | 105 | HA.48.SGD-LB.1.29.Z | 1-1102183-2 | 154 | HB.16.SGD-LB.2.21.Z | 1-1102310-2 | 122 |
| HA.16.SGD-LB.2.16.Z | 1-1102149-2 | 105 | HA.48.SGD-LB.1.M32.Z | 0-1102879-1 | 154 | HB.16.SGD-LB.2.M25.Z | 0-1106448-2 | 122 |
| HA.16.SGD-LB.2.M20.Z | 0-1106438-1 | 105 | HA.48.SGD-LB.2.29.Z | 1-1102185-2 | 154 | HB.16.SG-LB.1.21.Z | 1-1102299-2 | 121 |
| HA.16.SG-LB.1.16.Z | 1-1102143-2 | 104 | HA.48.SGD-LB.2.M32.Z | 0-1102879-2 | 154 | HB.16.SG-LB.2.21.Z | 1-1102301-2 | 121 |
| HA.16.SG-LB.2.16.Z | 1-1102145-2 | 104 | HA.48.SG-LB.1.29.Z | 1-1102179-2 | 154 | HB.16.SG-LB.2.M25.Z | 0-1106448-3 | 121 |
| HA.16.SG-LB.2.M20.Z | 0-1106438-2 | 104 | HA.48.SG-LB.2.29.Z | 1-1102181-2 | 154 | HB.16.SG-VS.1.21.Z | 1-1102299-1 | 116 |
| HA.16.SKB | 2-1106208-7 | 184 | HA.48.STO-GR.1.29.G | 1-1102175-7 | 153 | HB.16.SG-VS.2.21.Z | 1-1102301-1 | 116 |
| HA.16.Sti.C.B1-16 | 2-1103416-3 | 100 | HA.48.STO-GR.1.M32.G | 0-1102877-2 | 153 | HB.16.SG-VS.2.M25.Z | 0-1106448-4 | 116 |
| HA.16.Sti.C.B1-16 | 2-1103416-3 | 127 | HA.48.STS-GR.1.29.G | 1-1102172-7 | 153 | HB.16.SKP-LB | 3-1106214-0 | 184 |
| HA.16.Sti.C.B1-16 | 2-1103416-3 | 152 | HA.48.STS-GR.1.M32.G | 0-1102877-1 | 153 | HB.16.SKP-VS | 2-1106214-0 | 184 |
| HA.16.Sti.C.B1-16 | 2-1103416-3 | 166 | HA.64.AGD-LB | 1-1102009-2 | 167 | HB.16.SKP-VS+D | 2-1106214-1 | 184 |
| HA.16.Sti.C.B17-32 | 2-1103416-7 | 127 | HA.64.SGD-LB.1.29.Z | 1-1102011-2 | 167 | HB.16.STO.1.21.G | 1-1102295-6 | 115 |
| HA.16.Sti.C.B17-32 | 2-1103416-7 | 152 | HA.64.SGD-LB.1.36.Z | 1-1102015-2 | 167 | HB.16.STO.1.M32.G | 0-1106449-1 | 115 |
| HA.16.Sti.C.B17-32 | 2-1103416-7 | 166 | HA.64.SGD-LB.2.29.Z | 1-1102013-2 | 167 | HB.16.STO-GR.1.21.G | 1-1102295-7 | 120 |
| HA.16.Sti.C.B33-48 | 2-1103416-8 | 152 | HA.64.SGD-LB.2.36.Z | 1-1102017-2 | 167 | HB.16.STO-GR.1.M32.G | 0-1106449-2 | 120 |
| HA.16.Sti.C.B33-48 | 2-1103416-8 | 166 | HA.64.STO-GR.1.29.G | 1-1102027-7 | 167 | HB.16.STO-GR.1.21.G | 1-1102295-1 | 118 |
| HA.16.Sti.C.B49-64 | 2-1103416-9 | 166 | HA.64.STO-GR.1.36.G | 1-1102030-7 | 167 | HB.16.STO-VS.1.M32.G | 0-1106449-3 | 118 |
| HA.16.Sti.S.B1-16 | 1-1103416-1 | 100 | HA.64.STO-GR.1.42.G | 1-1102033-7 | 167 | HB.16.STS.1.21.G | 1-1102292-6 | 115 |
| HA.16.Sti.S.B1-16 | 1-1103416-1 | 127 | HA.64.STO-GR.1.M50.G | 0-1106480-1 | 167 | HB.16.STS.1.M32.G | 0-1106449-4 | 115 |
| HA.16.Sti.S.B1-16 | 1-1103416-1 | 152 | HA.64.STS-GR.1.29.G | 1-1102002-7 | 167 | HB.16.STS-GR.1.21.G | 1-1102292-7 | 120 |
| HA.16.Sti.S.B1-16 | 1-1103416-1 | 166 | HA.64.STS-GR.1.36.G | 1-1102005-7 | 167 | HB.16.STS-GR.1.M32.G | 0-1106449-5 | 120 |
| HA.16.Sti.S.B17-32 | 1-1103416-7 | 127 | HA.64.STS-GR.1.42.G | 1-1102008-7 | 167 | HB.16.STS-VS.1.21.G | 1-1102292-1 | 118 |
| HA.16.Sti.S.B17-32 | 1-1103416-7 | 152 | HA.64.STS-GR.1.M50.G | 0-1106480-2 | 167 | HB.16.STS-VS.1.M32.G | 0-1106449-6 | 118 |
| HA.16.Sti.S.B17-32 | 1-1103416-7 | 166 | HA-K.10.AG-LB | 2-1102121-2 | 64 | HB.24.AGD | 1-1102340-6 | 143 |
| HA.16.Sti.S.B33-48 | 1-1103416-8 | 152 | HA-K.3.AG-LB | 2-1102105-2 | 49 | HB.24.AGD-LB | 1-1102340-2 | 145 |
| HA.16.Sti.S.B33-48 | 1-1103416-8 | 166 | HA-K.3.AGW-LB | 2-1102107-2 | 49 | HB.24.AG-LB | 1-1102291-2 | 145 |
| HA.16.Sti.S.B49-64 | 1-1103416-9 | 166 | HA-K.3.STO.1.11.Z | 2-1102101-7 | 49 | HB.24.AG-VS | 1-1102291-1 | 140 |
| HA.16.Sti.SC.B1-16 | 7-1103416-1 | 100 | HA-K.3.STO.1.M16.Z | 0-1106405-2 | 46 | HB.24.KDO-LB.1.21.G | 1-1102336-2 | 147 |
| HA.16.Sti.SC.B1-16 | 7-1103416-1 | 127 | Handtool 2,5 mm Contact | 734285-1 | 36 | HB.24.KDO-LB.1.29.G | 1-1102339-2 | 147 |
| HA.16.Sti.SC.B1-16 | 7-1103416-1 | 152 | Handtool 2,5 mm Contact | 734285-2 | 36 | HB.24.KDO-LB.1.M32.G | 0-1106463-1 | 147 |
| HA.16.Sti.SC.B1-16 | 7-1103416-1 | 166 | Handtool 2,5 mm Contact | 734285-3 | 36 | HB.24.KDO-VS.1.21.G | 1-1102336-1 | 141 |
| HA.16.Sti.SC.B17-32 | 7-1103416-7 | 127 | HB.10.AGD | 1-1102283-6 | 91 | HB.24.KDO-VS.1.29.G | 1-1102339-1 | 141 |
| HA.16.Sti.SC.B17-32 | 7-1103416-7 | 152 | HB.10.AGD-LB | 1-1102283-2 | 93 | HB.24.KDO-VS.1.M32.G | 0-1106463-2 | 141 |
| HA.16.Sti.SC.B17-32 | 7-1103416-7 | 166 | HB.10.AG-LB | 1-1102271-2 | 93 | HB.24.SGD.1.21.Z | 1-1102343-6 | 143 |
| HA.16.Sti.SC.B33-48 | 7-1103416-8 | 152 | HB.10.AG-VS | 1-1102271-1 | 88 | HB.24.SGD.2.21.Z | 1-1102345-6 | 143 |
| HA.16.Sti.SC.B33-48 | 7-1103416-8 | 166 | HB.10.KDO-LB.1.16.G | 1-1102279-2 | 94 | HB.24.SGD.2.M25.Z | 0-1106464-1 | 143 |
| HA.16.Sti.SC.B49-64 | 7-1103416-9 | 166 | HB.10.KDO-LB.1.21.G | 1-1102282-2 | 94 | HB.24.SGD-LB.1.21.Z | 1-1102343-2 | 146 |
| HA.16.STO.1.16.G | 1-1102139-7 | 103 | HB.10.KDO-LB.1.M25.G | 0-1106428-1 | 94 | HB.24.SGD-LB.2.21.Z | 1-1102345-2 | 146 |
| HA.16.STO.1.M20.G | 0-1106439-1 | 103 | HB.10.KDO-VS.1.16.G | 1-1102279-1 | 89 | HB.24.SGD-LB.2.M25.Z | 0-1106464-2 | 146 |
| HA.16.STS.1.16.G | 1-1102136-7 | 103 | HB.10.KDO-VS.1.21.G | 1-1102274-2 | 93 | HB.24.SG-LB.1.21.Z | 1-1102331-2 | 146 |
| HA.16.STS.1.M20.G | 0-1106439-2 | 103 | HB.10.KDO-VS.1.M25.G | 0-1106428-2 | 89 | HB.24.SG-LB.2.21.Z | 1-1102333-2 | 146 |
| HA.3.AGD-LB | 1-1102106-2 | 49 | HB.10.SGD.1.16.Z | 1-1102286-6 | 91 | HB.24.SG-LB.2.M25.Z | 0-1106464-3 | 146 |
| HA.3.AG-LB | 1-1102105-2 | 49 | HB.10.SGD.2.16.Z | 1-1102288-6 | 91 | HB.24.SG-VS.1.21.Z | 1-1102331-1 | 141 |
| HA.3.AGW-LB | 1-1102107-2 | 49 | HB.10.SGD.2.M25.Z | 0-1106429-1 | 91 | HB.24.SG-VS.2.21.Z | 1-1102333-1 | 141 |
| HA.3.Bu.S | 1-1103401-1 | 45 | HB.10.SGD-LB.1.16.Z | 1-1102286-2 | 94 | HB.24.SG-VS.2.M25.Z | 0-1106464-4 | 141 |
| HA.3.EG-LB/A.1.16.Z | 1-1102114-2 | 50 | HB.10.SGD-LB.2.16.Z | 1-1102288-2 | 94 | HB.24.SKP-LB | 3-1106216-0 | 184 |
| HA.3.EG-LB/A.1.M20.Z | 0-1102874-1 | 50 | HB.10.SGD-LB.2.M25.Z | 0-1106429-2 | 94 | HB.24.SKP-VS | 2-1106216-0 | 184 |
| HA.3.KDOD-LB.1.11.Z | 1-1108759-2 | 50 | HB.10.SG-LB.1.16.Z | 1-1102274-2 | 93 | HB.24.SKP-VS+D | 2-1106216-1 | 184 |
| HA.3.KDO-LB.1.11.Z | 1-1102112-2 | 50 | HB.10.SG-LB.2.16.Z | 1-1102276-2 | 93 | HB.24.STO.1.21.G | 1-1102325-6 | 140 |
| HA.3.KDO-LB.1.M16.Z | 0-1106403-1 | 50 | HB.10.SG-LB.2.M25.Z | 0-1106429-3 | 93 | HB.24.STO.1.29.G | 1-1102328-6 | 140 |
| HA.3.SG-LB.1.11.G | 1-1102110-2 | 50 | HB.10.SG-VS.1.16.Z | 1-1102274-1 | 88 | HB.24.STO.1.M32.G | 0-1106465-1 | 140 |

Sortiert nach Bezeichnung/Sorted by description

| Bestelltext | Best-Nr. | Seite | Bestelltext | Best-Nr. | Seite | Bestelltext | Best-Nr. | Seite |
|------------------------|-------------|-------|------------------------|-------------|-------|---------------------------|-------------|-------|
| HB.24.STO-GR.1.21.G | 1-1102325-7 | 145 | HB-K.10.SGD-LB.1.16.Z | 2-1102286-2 | 94 | HB-K.32.SGD.2.M32.Z | 0-1106476-5 | 162 |
| HB.24.STO-GR.1.29.G | 1-1102328-7 | 145 | HB-K.10.SGD-LB.2.16.Z | 2-1102288-2 | 94 | HB-K.32.SG-VS.1.29.Z | 2-1102354-1 | 161 |
| HB.24.STO-GR.1.M32.G | 0-1106465-2 | 145 | HB-K.10.SGD-LB.2.M25.Z | 0-1106429-6 | 94 | HB-K.32.SG-VS.2.29.Z | 2-1102356-1 | 161 |
| HB.24.STO-VS.1.21.G | 1-1102325-1 | 142 | HB-K.10.SG-LB.1.16.Z | 2-1102274-2 | 93 | HB-K.32.SG-VS.2.M32.Z | 0-1106476-8 | 161 |
| HB.24.STO-VS.1.29.G | 1-1102328-1 | 142 | HB-K.10.SG-LB.2.M25.Z | 0-1106429-7 | 93 | HB-K.32.STO.1.29.G | 2-1102351-6 | 160 |
| HB.24.STO-VS.1.M32.G | 0-1106465-3 | 142 | HB-K.10.SG-VS.1.16.Z | 2-1102274-1 | 88 | HB-K.32.STO.1.M40.G | 0-1106477-7 | 160 |
| HB.24.STS.1.21.G | 1-1102316-6 | 139 | HB-K.10.SG-VS.2.16.Z | 2-1102276-1 | 88 | HB-K.32.STO-GR.1.29.G | 2-1102351-7 | 163 |
| HB.24.STS.1.29.G | 1-1102319-6 | 139 | HB-K.10.SG-VS.2.M25.Z | 0-1106429-8 | 88 | HB-K.32.STO-GR.1.M40.G | 0-1106477-8 | 163 |
| HB.24.STS.1.M32.G | 0-1106465-4 | 139 | HB-K.10.STO.1.16.G | 2-1102267-6 | 87 | HB-K.32.STS.1.29.G | 2-1102348-6 | 160 |
| HB.24.STS-GR.1.21.G | 1-1102316-7 | 144 | HB-K.10.STO.1.21.G | 2-1102270-6 | 87 | HB-K.32.STS.1.M40.G | 1-1106477-0 | 160 |
| HB.24.STS-GR.1.29.G | 1-1102319-7 | 144 | HB-K.10.STO.1.M25.G | 0-1106430-7 | 87 | HB-K.32.STS-GR.1.29.G | 2-1102348-7 | 163 |
| HB.24.STS-GR.1.M32.G | 0-1106465-5 | 144 | HB-K.10.STO-GR.1.16.G | 2-1102267-7 | 92 | HB-K.32.STS-GR.1.M40.G | 1-1106477-1 | 163 |
| HB.24.STS-VS.1.21.G | 1-1102316-1 | 142 | HB-K.10.STO-GR.1.M25.G | 0-1106430-8 | 92 | HB-K.32.STS-VS.1.M40.G | 1-1106477-2 | 162 |
| HB.24.STS-VS.1.29.G | 1-1102319-1 | 142 | HB-K.10.STO-VS.1.16.G | 2-1102267-1 | 90 | HB-K.48.AGD-LB | 2-1102389-2 | 173 |
| HB.24.STS-VS.1.M32.G | 0-1106465-6 | 142 | HB-K.10.STO-VS.1.M25.G | 0-1106430-9 | 90 | HB-K.48.SGD-LB.1.36.Z | 2-1107005-2 | 173 |
| HB.32.AGD | 1-1102360-6 | 162 | HB-K.10.STS.1.16.G | 2-1102261-6 | 87 | HB-K.48.SGD-LB.2.36.Z | 2-1107007-2 | 173 |
| HB.32.AGD-LB | 1-1102360-2 | 164 | HB-K.10.STS.1.21.G | 2-1102264-6 | 87 | HB-K.48.SG-LB.1.36.Z | 2-1102395-2 | 173 |
| HB.32.AG-LB | 1-1102352-2 | 164 | HB-K.10.STS.1.M25.G | 1-1106430-0 | 87 | HB-K.48.SG-LB.2.36.Z | 2-1102397-2 | 173 |
| HB.32.AG-VS | 1-1102352-1 | 160 | HB-K.10.STS-GR.1.16 | 2-1102259-7 | 92 | HB-K.48.SG-LB.2.M40.Z | 0-1106481-4 | 173 |
| HB.32.KDO-VS.1.29.G | 1-1102359-1 | 161 | HB-K.10.STS-GR.1.16.G | 2-1102261-7 | 92 | HB-K.48.STO-GR.1.36.G | 2-1102385-7 | 172 |
| HB.32.KDO-VS.1.M40.G | 0-1106475-2 | 161 | HB-K.10.STS-VS.1.16.G | 2-1102261-1 | 90 | HB-K.48.STO-GR.1.M50.G | 0-1106482-6 | 172 |
| HB.32.SGD.1.29.Z | 1-1102362-6 | 162 | HB-K.10.STS-VS.1.M25.G | 1-1106430-2 | 90 | HB-K.48.STS-GR.1.36.G | 2-1102376-7 | 172 |
| HB.32.SGD.2.29.Z | 1-1102364-6 | 162 | HB-K.16.AGD | 2-1102305-6 | 119 | HB-K.48.STS-GR.1.M50.G | 0-1106482-4 | 172 |
| HB.32.SGD.2.M32.Z | 0-1106476-1 | 162 | HB-K.16.AGD-LB | 2-1102305-2 | 121 | HB-K.6.AGD-LB | 2-1102246-2 | 74 |
| HB.32.SGD-LB.1.29.Z | 1-1102362-2 | 164 | HB-K.16.AG-LB | 2-1102296-2 | 121 | HB-K.6.AG-LB | 2-1102244-2 | 74 |
| HB.32.SGD-LB.2.M32.Z | 0-1106476-2 | 164 | HB-K.16.AG-VS | 2-1102296-1 | 116 | HB-K.6.KDO-LB.1.16.G | 2-1102258-2 | 76 |
| HB.32.SG-VS.1.29.Z | 1-1102354-1 | 161 | HB-K.16.KDO-VS.1.21.G | 2-1102304-1 | 117 | HB-K.6.KDO-LB.1.M25.G | 0-1106417-2 | 76 |
| HB.32.SG-VS.2.29.Z | 1-1102356-1 | 161 | HB-K.16.KDO-VS.1.M32.G | 0-1106447-4 | 117 | HB-K.6.SGD-LB.1.16.Z | 2-1102253-2 | 75 |
| HB.32.SG-VS.2.M32.Z | 0-1106476-4 | 161 | HB-K.16.SGD.1.21.Z | 2-1102308-6 | 119 | HB-K.6.SGD-LB.2.16.Z | 2-1102255-2 | 75 |
| HB.32.STO.1.29.G | 1-1102351-6 | 160 | HB-K.16.SGD.2.21.Z | 2-1102310-6 | 119 | HB-K.6.SGD-LB.2.M25.Z | 0-1106418-3 | 75 |
| HB.32.STO.1.M40.G | 0-1106477-1 | 160 | HB-K.16.SGD.2.M25.Z | 0-1106448-5 | 119 | HB-K.6.SG-LB.1.16.Z | 2-1102249-2 | 74 |
| HB.32.STO-GR.1.29.G | 1-1102351-7 | 163 | HB-K.16.SGD-LB.1.21.Z | 2-1102308-2 | 122 | HB-K.6.SG-LB.2.16.Z | 2-1102251-2 | 74 |
| HB.32.STO-GR.1.M40.G | 0-1106477-2 | 163 | HB-K.16.SGD-LB.2.21.Z | 2-1102310-2 | 122 | HB-K.6.SG-LB.2.M25.Z | 0-1106418-4 | 74 |
| HB.32.STS.1.29.G | 1-1102348-6 | 160 | HB-K.16.SGD-LB.2.M25.Z | 0-1106448-6 | 122 | HB-K.6.STO.1.16.G | 2-1102243-7 | 73 |
| HB.32.STS.1.M40.G | 0-1106477-4 | 160 | HB-K.16.SG-LB.2.M25.Z | 0-1106448-7 | 121 | HB-K.6.STO.1.M25.G | 0-1106419-3 | 73 |
| HB.32.STS-GR.1.29.G | 1-1102348-7 | 163 | HB-K.16.SG-VS.1.21.Z | 2-1102299-1 | 116 | HB-K.6.STS.1.13.G | 0-1108573-5 | 73 |
| HB.32.STS-GR.1.M40.G | 0-1106477-5 | 163 | HB-K.16.SG-VS.2.21.Z | 2-1102301-1 | 116 | HB-K.6.STS.1.16.G | 2-1102240-7 | 73 |
| HB.32.STS-VS.1.29.G | 1-1102348-1 | 162 | HB-K.16.SG-VS.2.M25.Z | 0-1106448-9 | 116 | HB-K.6.STS.1.M25.G | 0-1106419-4 | 73 |
| HB.32.STS-VS.1.M40.G | 0-1106477-6 | 162 | HB-K.16.STO.1.21.G | 2-1102295-6 | 115 | HB-K/Z.10.AG-ZVGR | 2-1102271-8 | 96 |
| HB.48.AGD-LB | 1-1102389-2 | 173 | HB-K.16.STO.1.M32.G | 0-1106449-7 | 115 | HB-K/Z.10.SG-ZVGR.1.16.Z | 2-1102274-8 | 97 |
| HB.48.SGD-LB.1.29.Z | 1-1107001-2 | 173 | HB-K.16.STO-GR.1.121.G | 2-1102295-7 | 120 | HB-K/Z.10.SG-ZVGR.2.16.Z | 2-1102276-8 | 97 |
| HB.48.SGD-LB.1.36.Z | 1-1107005-2 | 173 | HB-K.16.STO-GR.1.M32.G | 0-1106449-8 | 120 | HB-K/Z.10.SG-ZVGR.2.M25.Z | 0-1106429-9 | 97 |
| HB.48.SGD-LB.2.29.Z | 1-1107003-2 | 173 | HB-K.16.STO-VS.1.M32.G | 0-1106449-9 | 118 | HB-K/Z.10.STS-ZB.1.16.G | 2-1102261-3 | 96 |
| HB.48.SGD-LB.2.36.Z | 1-1107007-2 | 173 | HB-K.16.STS.1.21.G | 2-1102292-6 | 115 | HB-K/Z.10.STS-ZB.1.M25.G | 1-1106430-4 | 96 |
| HB.48.SGD-LB.2.M40.Z | 0-1106481-1 | 173 | HB-K.16.STS.1.M32.G | 1-1106449-0 | 115 | HB-K/Z.16.AG-ZVGR | 2-1102296-8 | 123 |
| HB.48.SG-LB.1.29.Z | 1-1102391-2 | 173 | HB-K.16.STS-GR.1.21.G | 2-1102292-7 | 120 | HB-K/Z.16.SG-ZVGR.1.21.Z | 2-1102299-8 | 124 |
| HB.48.SG-LB.1.36.Z | 1-1102395-2 | 173 | HB-K.16.STS-GR.1.M32.G | 1-1106449-1 | 120 | HB-K/Z.16.SG-ZVGR.2.21.Z | 2-1102301-8 | 124 |
| HB.48.SG-LB.2.29.Z | 1-1102393-2 | 173 | HB-K.16.STS-VS.1.M32.G | 1-1106449-2 | 118 | HB-K/Z.16.SG-ZVGR.2.M25.Z | 1-1106448-0 | 124 |
| HB.48.SG-LB.2.36.Z | 1-1102397-2 | 173 | HB-K.24.AGD | 2-1102340-6 | 143 | HB-K/Z.16.STS-ZB.1.21.G | 2-1102292-3 | 123 |
| HB.48.SG-LB.2.M40.Z | 0-1106481-2 | 173 | HB-K.24.AGD-LB | 2-1102340-2 | 145 | HB-K/Z.16.SG-ZVGR.1.M32.G | 1-1106449-4 | 123 |
| HB.48.STO-GR.1.29.G | 1-1102382-7 | 172 | HB-K.24.AG-LB | 2-1102291-2 | 145 | HB-K/Z.24.AG-ZVGR | 2-1102291-8 | 149 |
| HB.48.STO-GR.1.36.G | 1-1102385-7 | 172 | HB-K.24.AG-VS | 2-1102291-1 | 140 | HB-K/Z.24.SG-ZVGR.1.21.Z | 2-1102331-8 | 149 |
| HB.48.STO-GR.1.42.G | 1-1102388-7 | 172 | HB-K.24.KDO-LB.1.M32.G | 0-1106463-3 | 147 | HB-K/Z.24.SG-ZVGR.2.21.Z | 2-1102331-8 | 149 |
| HB.48.STO-GR.1.M50.G | 0-1106482-1 | 172 | HB-K.24.KDO-VS.1.21.G | 2-1102336-1 | 141 | HB-K/Z.24.SG-ZVGR.2.M25.Z | 1-1106465-5 | 148 |
| HB.48.STS-GR.1.29.G | 1-1102373-7 | 172 | HB-K.24.SGD.1.21.Z | 2-1102343-6 | 143 | HB-K/Z.32.AG-ZVGR | 2-1102352-8 | 165 |
| HB.48.STS-GR.1.36.G | 1-1102376-7 | 172 | HB-K.24.SGD.2.M25.G | 0-1106464-5 | 143 | HB-K/Z.32.SG-ZVGR.1.29.G | 2-1102348-3 | 165 |
| HB.48.STS-GR.1.42.G | 1-1102379-7 | 172 | HB-K.24.SGD-LB.1.21.Z | 2-1102343-2 | 146 | HB-K/Z.32.SG-ZVGR.1.M40.G | 1-1106477-4 | 165 |
| HB.48.STS-GR.1.M50.G | 0-1106482-2 | 172 | HB-K.24.SGD-LB.2.M25.Z | 0-1106464-6 | 146 | HB-K/Z.48.AG-ZVGR | 2-1102377-8 | 174 |
| HB.6.AGD-LB | 1-1102246-2 | 74 | HB-K.24.SG-LB.1.21.Z | 2-1102331-2 | 146 | HB-K/Z.48.SG-ZVGR.1.42.Z | 2-1102234-3 | 174 |
| HB.6.AG-LB | 1-1102244-2 | 74 | HB-K.24.SG-LB.2.M25.Z | 0-1106464-7 | 146 | HB-K/Z.48.SG-ZVGR.2.42.Z | 2-1102233-3 | 174 |
| HB.6.KDO-LB.1.16.G | 1-1102258-2 | 76 | HB-K.24.SG-VS.1.21.Z | 2-1102331-1 | 141 | HB-K/Z.48.SG-ZVGR.2.M25.Z | 2-1102236-3 | 174 |
| HB.6.KDO-LB.1.M25.G | 0-1106417-1 | 76 | HB-K.24.SG-VS.2.21.Z | 2-1102333-1 | 141 | HB-K/Z.6.AG-ZVGR | 2-1102244-8 | 77 |
| HB.6.SGD-LB.1.16.Z | 1-1102253-2 | 75 | HB-K.24.SG-VS.2.M25.Z | 0-1106464-8 | 141 | HB-K/Z.6.SG-ZVGR.1.16.Z | 2-1102249-8 | 78 |
| HB.6.SGD-LB.2.16.Z | 1-1102255-2 | 75 | HB-K.24.STO.1.21.G | 2-1102325-6 | 140 | HB-K/Z.6.SG-ZVGR.2.16.Z | 2-1102251-8 | 78 |
| HB.6.SGD-LB.2.M25.Z | 0-1106418-1 | 75 | HB-K.24.STO.1.29.G | 2-1102328-6 | 140 | HB-K/Z.6.SG-ZVGR.2.M25.Z | 0-1106418-5 | 78 |
| HB.6.SG-LB.1.16.Z | 1-1102249-2 | 74 | HB-K.24.STO.1.M32.G | 0-1106465-7 | 140 | HB-K/Z.6.SG-ZVGR.2.M25.Z | 2-1102240-3 | 77 |
| HB.6.SG-LB.2.16.Z | 1-1102251-2 | 74 | HB-K.24.STO-GR.1.29.G | 2-1102328-7 | 145 | HB-K/Z.6.SG-ZVGR.2.M25.Z | 0-1106419-5 | 77 |
| HB.6.SG-LB.2.M25.Z | 0-1106418-2 | 74 | HB-K.24.STO-GR.1.M32.G | 0-1106465-8 | 145 | HB-KF.10.STS.1.16.G | 1-1102211-6 | 87 |
| HB.6.SKP | 5-1106207-7 | 184 | HB-K.24.STO-VS.1.M32.G | 1-1106465-0 | 142 | HB-KF.10.STS.1.21.G | 1-1102214-6 | 87 |
| HB.6.STO.1.16.G | 1-1102243-7 | 73 | HB-K.24.STS.1.21.G | 2-1102316-6 | 139 | HB-KF.10.STS.1.M25.G | 0-1106431-1 | 87 |
| HB.6.STO.1.M25.G | 0-1106419-1 | 73 | HB-K.24.STS.1.29.G | 2-1102319-6 | 139 | HB-KF.10.STS-GR.1.16.G | 1-1102211-7 | 92 |
| HB.6.STS.1.16.G | 1-1102240-7 | 73 | HB-K.24.STS.1.M32.G | 1-1106465-1 | 139 | HB-KF.10.STS-GR.1.M25.G | 0-1106431-2 | 92 |
| HB.6.STS.1.M25.G | 0-1106419-2 | 73 | HB-K.24.STS-GR.1.21.G | 2-1102316-7 | 144 | HB-KF.10.STS-VS.1.16.G | 1-1102211-1 | 90 |
| HB-K.10.AGD | 2-1102283-6 | 91 | HB-K.24.STS-GR.1.29.G | 2-1102319-7 | 144 | HB-KF.16.SG-ZVGR.1.16.Z | 1-1102220-6 | 115 |
| HB-K.10.AGD-LB | 2-1102283-2 | 93 | HB-K.24.STS-GR.1.M32.G | 1-1106465-2 | 144 | HB-KF.6.SG-ZVGR.1.16.Z | 1-1102205-7 | 73 |
| HB-K.10.AG-LB | 2-1102271-2 | 93 | HB-K.24.STS-VS.1.29.G | 2-1102319-1 | 142 | HB-KF.6.SG-ZVGR.2.16.Z | 0-1106420-1 | 73 |
| HB-K.10.AG-VS | 2-1102271-1 | 88 | HB-K.24.STS-VS.1.M32.G | 1-1106465-3 | 142 | HB-KF/K.10.STS.1.16.G | 2-1102211-6 | 87 |
| HB-K.10.KDO-VS.1.16.G | 2-1102279-1 | 89 | HB-K.32.AGD | 2-1102360-6 | 162 | HB-KF/K.10.STS.1.21.G | 2-1102214-6 | 87 |
| HB-K.10.KDO-VS.1.M25.G | 0-1106428-4 | 89 | HB-K.32.AGD-LB | 2-1102360-2 | 164 | HB-KF/K.10.STS.1.M25.G | 0-1106431-5 | 87 |
| HB-K.10.SGD.1.16.Z | 2-1102286-6 | 91 | HB-K.32.AG-LB | 2-1102352-2 | 164 | | | |
| HB-K.10.SGD.2.M25.Z | 0-1106429-5 | 91 | HB-K.32.AG-VS | 2-1102352-1 | 160 | | | |

Sortiert nach Bezeichnung/Sorted by description

| Bestelltext | Best-Nr. | Seite | Bestelltext | Best-Nr. | Seite | Bestelltext | Best-Nr. | Seite |
|-----------------------------|-------------|-------|----------------------|-------------|-------|----------------------|-------------|-------|
| HB-KF/K.10.STS-GR.1.16.G | 2-1102211-7 | 92 | HD.15.STO.1.M25.G | 0-1106414-1 | 63 | HD.40.KDO-LB.1.29.G | 1-1102587-2 | 122 |
| HB-KF/K.10.STS-VS.1.16.G | 2-1102211-1 | 90 | HD.15.STS.1.16.G | 1-1102427-7 | 63 | HD.40.KDO-LB.1.M32.G | 0-1106450-1 | 122 |
| HB-KF/K.10.STS-VS.1.M25.G | 0-1106431-7 | 90 | HD.15.STS.1.21.G | 1-1102430-7 | 63 | HD.40.KDO-VS.1.21.G | 1-1102584-1 | 117 |
| HB-KF/K.10.STS-VS.1.M25.G | 0-1106431-7 | 92 | HD.15.STS.1.M25.G | 0-1106414-2 | 63 | HD.40.KDO-VS.1.29.G | 1-1102587-1 | 117 |
| HB-KF/K.16.STS.1.M32.G | 1-1106449-8 | 115 | HD.16.Bu.C | 2-1103007-3 | 69 | HD.40.KDO-VS.1.M32.G | 0-1106450-2 | 117 |
| HB-KF/K.6.STS.1.16.G | 2-1102205-7 | 73 | HD.16.KDO-LB.1.21.G | 1-1102489-2 | 76 | HD.40.SGD.1.21.Z | 1-1102589-6 | 119 |
| HB-KF/K.6.STS.1.M25.G | 0-1102899-1 | 73 | HD.16.KDO-LB.1.M32.G | 0-1106421-1 | 76 | HD.40.SGD.1.29.Z | 1-1102593-6 | 119 |
| HB-KF/K-Z.10.STS-ZB.1.16.G | 2-1102211-3 | 96 | HD.16.SGD-LB.1.21.Z | 1-1102480-2 | 75 | HD.40.SGD.2.21.Z | 1-1102591-6 | 119 |
| HB-KF/K-Z.10.STS-ZB.1.M25.G | 0-1106431-8 | 96 | HD.16.SGD-LB.2.21.Z | 1-1102482-2 | 75 | HD.40.SGD.2.29.Z | 1-1102595-6 | 119 |
| HB-KF/K-Z.16.STS-ZB.1.21.G | 2-1102220-3 | 123 | HD.16.SGD-LB.2.M32.Z | 0-1106422-1 | 75 | HD.40.SGD.2.M32.Z | 0-1106451-1 | 119 |
| HB-KF/K-Z.16.STS-ZB.1.M32.G | 2-1106449-1 | 123 | HD.16.SG-LB.1.21.Z | 1-1102472-2 | 75 | HD.40.SGD-LB.1.21.Z | 1-1102589-2 | 122 |
| HB-KF/K-Z.24.STS-ZB.1.29.G | 2-1102232-3 | 148 | HD.16.SG-LB.2.21.Z | 1-1102474-2 | 75 | HD.40.SGD-LB.1.29.Z | 1-1102593-2 | 122 |
| HB-KF/K-Z.24.STS-ZB.1.M32.G | 0-1106466-7 | 148 | HD.16.SG-LB.2.M32.Z | 0-1106422-2 | 75 | HD.40.SGD-LB.2.21.Z | 1-1102591-2 | 122 |
| HB-KF/K-Z.6.STS-ZB.1.16.G | 2-1102205-3 | 77 | HD.16.Sti.C | 2-1103006-3 | 69 | HD.40.SGD-LB.2.29.Z | 1-1102595-2 | 122 |
| HB-KF/K-Z.6.STS-ZB.1.M25.G | 0-1106420-2 | 77 | HD.16.STO.1.21.G | 1-1102467-7 | 74 | HD.40.SGD-LB.2.M32.Z | 0-1106451-2 | 122 |
| HB-KF-Z.10.STS-ZB.1.16.G | 1-1102211-3 | 96 | HD.16.STO.1.M32.G | 0-1106423-1 | 74 | HD.40.SG-LB.1.21.Z | 1-1102575-2 | 121 |
| HB-KF-Z.10.STS-ZB.1.M25.G | 0-1106431-4 | 96 | HD.16.SG-LB.1.21.G | 1-1102462-7 | 73 | HD.40.SG-LB.1.29.Z | 1-1102579-2 | 121 |
| HB-KF-Z.16.STS-ZB.1.21.G | 1-1102220-3 | 123 | HD.16.SG-LB.2.21.Z | 0-1106423-2 | 73 | HD.40.SG-LB.2.21.Z | 1-1102577-2 | 121 |
| HB-KF-Z.16.STS-ZB.1.M32.G | 2-1106449-2 | 123 | HD.24.Bu.C | 2-1103009-3 | 84 | HD.40.SG-LB.2.29.Z | 1-1102581-2 | 121 |
| HB-KF-Z.24.STS-ZB.1.21.G | 1-1102229-3 | 148 | HD.24.KDO-LB.1.29.G | 1-1102519-2 | 94 | HD.40.SG-LB.2.M32.Z | 0-1106451-3 | 121 |
| HB-KF-Z.24.STS-ZB.1.29.G | 1-1102232-3 | 148 | HD.24.KDO-LB.1.M32.G | 0-1106432-1 | 94 | HD.40.SG-VS.1.21.Z | 1-1102575-1 | 116 |
| HB-KF-Z.24.STS-ZB.1.M32.G | 0-1106466-8 | 148 | HD.24.KDO-VS.1.M32.G | 0-1106432-2 | 89 | HD.40.SG-VS.1.29.Z | 1-1102579-1 | 116 |
| HB-KF-Z.6.STS-ZB.1.16.G | 1-1102205-3 | 77 | HD.24.SGD.2.21.Z | 1-1102523-6 | 91 | HD.40.SG-VS.2.21.Z | 1-1102577-1 | 116 |
| HB-KF-Z.6.STS-ZB.1.M25.G | 0-1106420-3 | 77 | HD.24.SGD.2.M32.Z | 0-1106433-1 | 91 | HD.40.SG-VS.2.29.Z | 1-1102581-1 | 116 |
| HB-Z.10.AG-ZVGR | 1-1102271-8 | 96 | HD.24.SGD-LB.1.29.Z | 1-1102525-2 | 94 | HD.40.SG-VS.2.M32.Z | 0-1106451-4 | 116 |
| HB-Z.10.SG-ZVGR.1.16.Z | 1-1102274-8 | 97 | HD.24.SGD-LB.2.21.Z | 1-1102523-2 | 94 | HD.40.Sti.C | 2-1103012-3 | 110 |
| HB-Z.10.SG-ZVGR.2.16.Z | 1-1102276-8 | 97 | HD.24.SGD-LB.2.29.Z | 1-1102527-2 | 94 | HD.40.Sti.C | 2-1103012-3 | 158 |
| HB-Z.10.STS-ZB.1.16.G | 1-1102261-3 | 96 | HD.24.SGD-LB.2.M32.Z | 0-1106433-2 | 94 | HD.40.STO.1.21.G | 1-1102570-6 | 116 |
| HB-Z.10.STS-ZB.1.M25.G | 1-1106430-6 | 96 | HD.24.SG-LB.1.21.Z | 1-1102507-2 | 93 | HD.40.STO.1.29.G | 1-1102573-6 | 116 |
| HB-Z.16.AG-ZVGR | 1-1102296-8 | 123 | HD.24.SG-LB.1.29.Z | 1-1102511-2 | 93 | HD.40.STO.1.M32.G | 0-1106452-1 | 116 |
| HB-Z.16.SG-ZVGR.1.21.Z | 1-1102299-8 | 124 | HD.24.SG-LB.2.21.Z | 1-1102509-2 | 93 | HD.40.STO.1.M40.G | 0-1102920-1 | 116 |
| HB-Z.16.SG-ZVGR.2.21.Z | 1-1102301-8 | 124 | HD.24.SG-LB.2.29.Z | 1-1102513-2 | 93 | HD.40.STO-GR.1.21.G | 1-1102570-7 | 120 |
| HB-Z.16.SG-ZVGR.2.M25.Z | 1-1106448-1 | 124 | HD.24.SG-LB.2.M32.Z | 0-1106433-3 | 93 | HD.40.STO-GR.1.29.G | 1-1102573-7 | 120 |
| HB-Z.16.STS-ZB.1.21.G | 1-1102292-3 | 123 | HD.24.SG-VS.1.21.Z | 1-1102507-1 | 88 | HD.40.STO-GR.1.M32.G | 0-1106452-2 | 120 |
| HB-Z.16.STS-ZB.1.M32.G | 2-1106449-4 | 123 | HD.24.SG-VS.1.29.Z | 1-1102511-1 | 88 | HD.40.STO-VS.1.21.G | 1-1102570-1 | 118 |
| HB-Z.24.AG-ZVGR | 1-1102291-8 | 149 | HD.24.SG-VS.2.21.Z | 1-1102509-1 | 88 | HD.40.STO-VS.1.29.G | 1-1102573-1 | 118 |
| HB-Z.24.SG-ZVGR.1.21.Z | 1-1102331-8 | 149 | HD.24.SG-VS.2.29.Z | 1-1102513-1 | 88 | HD.40.STO-VS.1.M32.G | 0-1106452-3 | 118 |
| HB-Z.24.SG-ZVGR.2.21.Z | 1-1102333-8 | 149 | HD.24.SG-VS.2.M32.Z | 0-1106433-4 | 88 | HD.40.STS.1.21.G | 1-1102564-6 | 115 |
| HB-Z.24.SG-ZVGR.2.M25.Z | 1-1106464-0 | 149 | HD.24.Sti.C | 2-1103008-3 | 84 | HD.40.STS.1.29.G | 1-1102567-6 | 115 |
| HB-Z.24.STS-ZB.1.21.G | 1-1102316-3 | 148 | HD.24.STO.1.21.G | 1-1102502-6 | 87 | HD.40.STS.1.M32.G | 0-1106452-4 | 115 |
| HB-Z.24.STS-ZB.1.29.G | 1-1102319-3 | 148 | HD.24.STO.1.29.G | 1-1102505-6 | 87 | HD.40.STS.1.M40.G | 1-1106452-7 | 115 |
| HB-Z.24.STS-ZB.1.M32.G | 1-1106465-9 | 148 | HD.24.STO.1.M32.G | 0-1106434-1 | 87 | HD.40.STS-GR.1.21.G | 1-1102564-7 | 120 |
| HB-Z.32.AG-ZVGR | 1-1102352-8 | 165 | HD.24.STO-GR.1.21.G | 1-1102502-7 | 92 | HD.40.STS-GR.1.29.G | 1-1102567-7 | 120 |
| HB-Z.32.SG-ZVGR.1.29.Z | 1-1102354-8 | 165 | HD.24.STO-GR.1.29.G | 1-1102505-7 | 92 | HD.40.STS-GR.1.M32.G | 0-1106452-5 | 120 |
| HB-Z.32.SG-ZVGR.2.29.Z | 1-1102356-8 | 165 | HD.24.STO-GR.1.M32.G | 0-1106434-2 | 92 | HD.40.STS-VS.1.21.G | 1-1102564-1 | 118 |
| HB-Z.32.STS-ZB.1.29.G | 1-1102348-3 | 165 | HD.24.STO-VS.1.29.G | 1-1102505-1 | 90 | HD.40.STS-VS.1.29.G | 1-1102567-1 | 118 |
| HB-Z.32.STS-ZB.1.M40.G | 1-1106477-6 | 165 | HD.24.STO-VS.1.M32.G | 0-1106434-3 | 90 | HD.40.STS-VS.1.M32.G | 0-1106452-6 | 118 |
| HB-Z.48.AG-ZVGR | 1-1102237-8 | 174 | HD.24.STS.1.21.G | 1-1102496-6 | 87 | HD.50.STO.1.M40.G | 0-1106459-1 | 130 |
| HB-Z.48.STS-ZB.1.42.G | 1-1102234-3 | 174 | HD.24.STS.1.29.G | 1-1102499-6 | 87 | HD.50.STO-VS.1.M40.G | 0-1106459-2 | 131 |
| HB-Z.48.STS-ZB.1.42.Z | 1-1102233-3 | 174 | HD.24.STS.1.M32.G | 0-1106434-4 | 87 | HD.50.STS.1.M40.G | 0-1106459-3 | 130 |
| HB-Z.48.STS-ZB.1.48.G | 1-1102236-3 | 174 | HD.24.STS-GR.1.21.G | 1-1102496-7 | 92 | HD.50.STS-VS.1.M40.G | 0-1106459-4 | 131 |
| HB-Z.48.STS-ZB.1.48.Z | 1-1102235-3 | 174 | HD.24.STS-GR.1.M32.G | 0-1106434-5 | 92 | HD.64.Bu.C | 2-1103033-3 | 136 |
| HB-Z.6.AG-ZVGR | 1-1102244-8 | 77 | HD.24.STS-VS.1.21.G | 1-1102496-1 | 90 | HD.64.Bu.C | 2-1103033-3 | 170 |
| HB-Z.6.SG-ZVGR.1.16.Z | 1-1102249-8 | 78 | HD.24.STS-VS.1.29.G | 1-1102499-1 | 90 | HD.64.KDO-LB.1.21.G | 1-1103355-2 | 147 |
| HB-Z.6.SG-ZVGR.2.16.Z | 1-1102251-8 | 78 | HD.24.STS-VS.1.M25.G | 1-1106434-5 | 90 | HD.64.KDO-LB.1.29.G | 1-1103358-2 | 147 |
| HB-Z.6.SG-ZVGR.2.M25.Z | 0-1106418-6 | 78 | HD.24.STS-VS.1.M32.G | 0-1106434-6 | 90 | HD.64.KDO-LB.1.M32.G | 0-1106468-1 | 147 |
| HB-Z.6.STS-ZB.1.16.G | 1-1102240-3 | 77 | HD.25.Bu.C | 2-1103011-3 | 129 | HD.64.KDO-VS.1.21.G | 1-1103355-1 | 141 |
| HB-Z.6.STS-ZB.1.M25.G | 0-1106419-6 | 77 | HD.25.Bu.C | 2-1103011-3 | 129 | HD.64.KDO-VS.1.29.G | 1-1103358-1 | 141 |
| HD.108.STO.1.36.G | 1-1102414-6 | 140 | HD.25.KDO-LB.1.21.G | 1-1102561-2 | 105 | HD.64.KDO-VS.1.M32.G | 0-1106468-2 | 141 |
| HD.108.STO.1.M50.G | 0-1106467-1 | 140 | HD.25.KDO-LB.1.M25.G | 0-1106440-1 | 105 | HD.64.SGD.1.21.Z | 1-1103360-6 | 143 |
| HD.108.STS.1.29.G | 1-1102411-6 | 139 | HD.25.SGD-LB.1.16.Z | 1-1102549-2 | 105 | HD.64.SGD.1.29.Z | 1-1103364-6 | 143 |
| HD.108.STS.1.M50.G | 0-1106467-4 | 139 | HD.25.SGD-LB.1.21.Z | 1-1102553-2 | 105 | HD.64.SGD.2.21.Z | 1-1103362-6 | 143 |
| HD.108.STS-GR.1.29.G | 1-1102411-7 | 144 | HD.25.SGD-LB.2.16.Z | 1-1102551-2 | 105 | HD.64.SGD.2.29.Z | 1-1103366-6 | 143 |
| HD.108.STS-GR.1.M50.G | 0-1106467-5 | 144 | HD.25.SGD-LB.2.21.Z | 1-1102555-2 | 105 | HD.64.SGD.2.M32.Z | 0-1106469-1 | 143 |
| HD.15.Bu.C | 2-1103005-3 | 62 | HD.25.SGD-LB.2.M25.Z | 0-1106441-1 | 105 | HD.64.SGD-LB.1.21.Z | 1-1103360-2 | 146 |
| HD.15.KDO-LB.1.16.G | 1-1102455-2 | 65 | HD.25.SG-LB.1.16.Z | 1-1102541-2 | 104 | HD.64.SGD-LB.1.29.Z | 1-1103364-2 | 146 |
| HD.15.KDO-LB.1.21.G | 1-1102458-2 | 65 | HD.25.SG-LB.1.21.Z | 1-1102545-2 | 104 | HD.64.SGD-LB.2.21.Z | 1-1103362-2 | 146 |
| HD.15.KDO-LB.1.M25.G | 0-1106412-1 | 65 | HD.25.SG-LB.2.16.Z | 1-1102543-2 | 104 | HD.64.SGD-LB.2.29.Z | 1-1103366-2 | 146 |
| HD.15.SGD-LB.1.16.Z | 1-1102446-2 | 65 | HD.25.SG-LB.2.21.Z | 1-1102547-2 | 104 | HD.64.SGD-LB.2.M32.Z | 0-1106469-2 | 146 |
| HD.15.SGD-LB.1.21.Z | 1-1102450-2 | 65 | HD.25.SG-LB.2.M25.Z | 0-1106441-2 | 104 | HD.64.SG-LB.1.21.Z | 1-1103346-2 | 146 |
| HD.15.SGD-LB.2.16.Z | 1-1102448-2 | 65 | HD.25.Sti.C | 2-1103010-3 | 102 | HD.64.SG-LB.1.29.Z | 1-1103350-2 | 146 |
| HD.15.SGD-LB.2.21.Z | 1-1102452-2 | 65 | HD.25.Sti.C | 2-1103010-3 | 129 | HD.64.SG-LB.2.21.Z | 1-1103348-2 | 146 |
| HD.15.SGD-LB.2.M25.Z | 0-1106413-1 | 65 | HD.25.STO.1.16.G | 1-1102536-7 | 103 | HD.64.SG-LB.2.29.Z | 1-1103352-2 | 146 |
| HD.15.SG-LB.1.16.Z | 1-1102438-2 | 64 | HD.25.STO.1.21.G | 1-1102539-7 | 103 | HD.64.SG-LB.2.M32.Z | 0-1106469-3 | 146 |
| HD.15.SG-LB.1.21.Z | 1-1102442-2 | 64 | HD.25.STO.1.M25.G | 0-1106442-1 | 103 | HD.64.SG-VS.1.21.Z | 1-1103346-1 | 141 |
| HD.15.SG-LB.2.16.Z | 1-1102440-2 | 64 | HD.25.STS.1.16.G | 1-1102530-7 | 103 | HD.64.SG-VS.1.29.Z | 1-1103350-1 | 141 |
| HD.15.SG-LB.2.21.Z | 1-1102444-2 | 64 | HD.25.STS.1.21.G | 1-1102533-7 | 103 | HD.64.SG-VS.2.21.Z | 1-1103348-1 | 141 |
| HD.15.SG-LB.2.M25.Z | 0-1106413-2 | 64 | HD.25.STS.1.M25.G | 0-1106442-2 | 103 | HD.64.SG-VS.2.29.Z | 1-1103352-1 | 141 |
| HD.15.Sti.C | 2-1103004-3 | 62 | HD.40.Bu.C | 2-1103013-3 | 110 | HD.64.SG-VS.2.M32.Z | 0-1106469-4 | 141 |
| HD.15.STO.1.16.G | 1-1102433-7 | 63 | HD.40.Bu.C | 2-1103013-3 | 158 | HD.64.Sti.C | 2-1103032-3 | 136 |
| HD.15.STO.1.21.G | 1-1102436-7 | 63 | HD.40.KDO-LB.1.21.G | 1-1102584-2 | 122 | HD.64.Sti.C | 2-1103032-3 | 170 |

Sortiert nach Bezeichnung/Sorted by description

| Bestelltext | Best-Nr. | Seite | Bestelltext | Best-Nr. | Seite | Bestelltext | Best-Nr. | Seite |
|------------------------------|-------------|-------|---------------------------|-------------|-------|----------------------------|-------------|-------|
| HD.64.STO.1.21.G | 1-1103341-6 | 140 | HD-K.24.SG-VS.1.21.Z | 2-1102507-1 | 88 | HD-K/Z.24.SG-ZVGR.2.29.Z | 2-1102513-8 | 97 |
| HD.64.STO.1.29.G | 1-1103344-6 | 140 | HD-K.24.SG-VS.1.29.Z | 2-1102511-1 | 88 | HD-K/Z.24.SG-ZVGR.2.M32.Z | 0-1106469-9 | 97 |
| HD.64.STO.1.M32.G | 0-1106470-1 | 140 | HD-K.24.SG-VS.2.21.Z | 2-1102509-1 | 88 | HD-K/Z.24.STS-ZB.1.21.G | 2-1102496-3 | 96 |
| HD.64.STO.1.M40.G | 3-1106470-0 | 140 | HD-K.24.SG-VS.2.M32.Z | 0-1106433-8 | 88 | HD-K/Z.24.STS-ZB.1.29.G | 2-1102499-3 | 96 |
| HD.64.STO-GR.1.21.G | 1-1103341-7 | 145 | HD-K.24.STO.1.21.G | 2-1102502-6 | 87 | HD-K/Z.40.SG-ZVGR.2.M32.Z | 0-1106451-9 | 124 |
| HD.64.STO-GR.1.29.G | 1-1103344-7 | 145 | HD-K.24.STO.1.29.G | 2-1102505-6 | 87 | HD-K/Z.40.STS-ZB.1.21.G | 2-1102564-3 | 123 |
| HD.64.STO-GR.1.M32.G | 0-1106470-2 | 145 | HD-K.24.STO.1.M32.G | 0-1106434-7 | 87 | HD-K/Z.40.STS-ZB.1.29.G | 2-1102567-3 | 123 |
| HD.64.STO-VS.1.21.G | 1-1103341-1 | 142 | HD-K.24.STO-GR.1.29.G | 2-1102505-7 | 92 | HD-K/Z.40.STS-ZB.1.M32.G | 1-1106452-4 | 123 |
| HD.64.STO-VS.1.29.G | 1-1103344-1 | 142 | HD-K.24.STO-GR.1.M32.G | 0-1106434-8 | 92 | HD-K/Z.64.SG-ZVGR.1.29.Z | 2-1103350-8 | 149 |
| HD.64.STO-VS.1.M32.G | 0-1106470-3 | 142 | HD-K.24.STO-VS.1.21.G | 2-1102502-1 | 90 | HD-K/Z.64.SG-ZVGR.2.29.Z | 2-1103352-8 | 149 |
| HD.64.STS.1.21.G | 1-1103336-6 | 139 | HD-K.24.STO-VS.1.29.G | 2-1102505-1 | 90 | HD-K/Z.64.SG-ZVGR.2.M32.Z | 1-1106469-0 | 149 |
| HD.64.STS.1.29.G | 1-1103338-6 | 139 | HD-K.24.STO-VS.1.M32.G | 0-1106434-9 | 90 | HD-K/Z.64.STS-ZB.1.29.G | 2-1103338-3 | 148 |
| HD.64.STS.1.M32.G | 0-1106470-4 | 139 | HD-K.24.STS.1.21.G | 2-1102496-6 | 87 | HD-K/Z.64.STS-ZB.1.M32.G | 1-1106470-6 | 148 |
| HD.64.STS.1.M40.G | 1-1106470-9 | 139 | HD-K.24.STS.1.29.G | 2-1102499-6 | 87 | HD-KF.40.STS.1.29.G | 1-1102765-0 | 115 |
| HD.64.STS-GR.1.21.G | 1-1103336-7 | 144 | HD-K.24.STS-GR.1.21.G | 2-1102496-7 | 92 | HD-KF.40.STS.1.M40.G | 1-1102766-0 | 115 |
| HD.64.STS-GR.1.29.G | 1-1103338-7 | 144 | HD-K.24.STS-GR.1.M32.G | 1-1106434-1 | 92 | HD-KF/K.40.STS.1.29.G | 2-1102765-0 | 115 |
| HD.64.STS-GR.1.M32.G | 0-1106470-5 | 144 | HD-K.24.STS-GR.1.21.G | 2-1102496-1 | 90 | HD-KF/K.40.STS.1.M40.G | 2-1102766-0 | 115 |
| HD.64.STS-GR.1.M40.G | 3-1106470-5 | 144 | HD-K.24.STS-VS.1.29.G | 2-1102499-1 | 90 | HD-KF/K-Z.64.STS-ZB.1.36.G | 2-1102408-3 | 148 |
| HD.64.STS-VS.1.21.G | 1-1103336-1 | 142 | HD-K.40.KDO-LB.1.M32.G | 0-1106450-3 | 122 | HD-KF-Z.64.STS-ZB.1.29.G | 1-1102405-3 | 148 |
| HD.64.STS-VS.1.29.G | 1-1103338-1 | 142 | HD-K.40.KDO-VS.1.29.G | 2-1102587-1 | 117 | HD-KF-Z.64.STS-ZB.1.36.G | 1-1102408-3 | 148 |
| HD.64.STS-VS.1.M32.G | 0-1106470-6 | 142 | HD-K.40.KDO-VS.1.M32.G | 0-1106450-4 | 117 | HD-KF-Z.64.STS-ZB.1.M40.G | 0-1106471-9 | 148 |
| HD.7.AG-LB | 1-1102419-2 | -- | HD-K.40.SGD.1.21.Z | 2-1102589-6 | 119 | HD-Z.16.SG-ZVGR.1.21.Z | 1-1102472-8 | 78 |
| HD.7.AGW-LB | 1-1102420-2 | -- | HD-K.40.SGD.2.21.Z | 2-1102591-6 | 119 | HD-Z.16.SG-ZVGR.2.21.Z | 1-1102474-8 | 78 |
| HD.7.Bu.C.B1-7 | 2-1103003-3 | 48 | HD-K.40.SGD.2.M32.Z | 0-1106451-5 | 119 | HD-Z.16.SG-ZVGR.2.M32.Z | 0-1106422-5 | 78 |
| HD.7.Bu.C/250V | 2-1103001-3 | 48 | HD-K.40.SGD-LB.1.21.Z | 2-1102589-2 | 122 | HD-Z.16.STS-ZB.1.21.G | 1-1102461-3 | 77 |
| HD.7.KDO-LB.1.11.Z | 1-1102424-2 | -- | HD-K.40.SGD-LB.1.29.Z | 2-1102593-2 | 122 | HD-Z.16.STS-ZB.1.M32.G | 0-1106423-5 | 77 |
| HD.7.KDO-LB.1.M20.Z | 0-1102862-1 | -- | HD-K.40.SGD-LB.2.21.Z | 2-1102591-2 | 122 | HD-Z.24.SG-ZVGR.1.29.Z | 1-1102511-8 | 97 |
| HD.7.SG-LB.1.11.Z | 1-1102422-2 | -- | HD-K.40.SGD-LB.2.29.Z | 2-1102595-2 | 122 | HD-Z.24.SG-ZVGR.2.29.Z | 1-1102513-8 | 97 |
| HD.7.SG-LB.1.M20.Z | 0-1102860-1 | -- | HD-K.40.SGD-LB.2.M32.Z | 0-1106451-6 | 122 | HD-Z.24.SG-ZVGR.2.M32.Z | 1-1106434-4 | 97 |
| HD.7.SKB | 0-1108741-3 | -- | HD-K.40.SG-LB.1.21.Z | 2-1102575-2 | 121 | HD-Z.24.STS-ZB.1.21.G | 1-1102496-3 | 96 |
| HD.7.Sti.C.B1-7 | 2-1103002-3 | 48 | HD-K.40.SG-LB.2.M32.Z | 0-1106451-7 | 121 | HD-Z.24.STS-ZB.1.29.G | 1-1102499-3 | 96 |
| HD.7.Sti.C/250V | 2-1103000-3 | 48 | HD-K.40.SG-VS.1.21.Z | 2-1102575-1 | 116 | HD-Z.24.STS-ZB.1.M32.G | 1-1106434-3 | 96 |
| HD.7.STO.1.11.Z | 1-1102416-7 | -- | HD-K.40.SG-VS.1.29.Z | 2-1102579-1 | 116 | HD-Z.40.SG-ZVGR.2.M32.Z | 1-1106451-0 | 124 |
| HD.7.STO.1.M20.Z | 0-1102856-1 | -- | HD-K.40.SG-VS.2.21.Z | 2-1102577-1 | 116 | HD-Z.40.STS-ZB.1.21.G | 1-1102564-3 | 123 |
| HD.7.STW.1.11.Z | 1-1102418-7 | -- | HD-K.40.SG-VS.2.M32.Z | 0-1106451-8 | 116 | HD-Z.40.STS-ZB.1.29.G | 1-1102567-3 | 123 |
| HD.7.STW.1.M20.Z | 0-1102858-1 | -- | HD-K.40.STO.1.21.G | 2-1102570-6 | 116 | HD-Z.40.STS-ZB.1.M32.G | 1-1106452-6 | 123 |
| HD.8.Bu.C | 0-1102893-1 | 48 | HD-K.40.STO.1.29.G | 2-1102573-6 | 116 | HD-Z.64.SG-ZVGR.1.21.Z | 1-1103346-8 | 149 |
| HD.8.Sti.C | 0-1102892-1 | 48 | HD-K.40.STO.1.M32.G | 0-1106452-7 | 116 | HD-Z.64.SG-ZVGR.1.29.Z | 1-1103350-8 | 149 |
| HD.M-C-Bu.Au.0,3-0,56 mm² A | 1-163087-1 | 35 | HD-K.40.STO-GR.1.21.G | 2-1102570-7 | 120 | HD-Z.64.SG-ZVGR.2.29.Z | 1-1103352-8 | 149 |
| HD.M-C-Bu.Au.0,8-1,5 mm² A | 0-0163083-7 | 35 | HD-K.40.STO-GR.1.M32.G | 0-1106452-8 | 120 | HD-Z.64.SG-ZVGR.2.M32.Z | 1-1106469-2 | 149 |
| HD.M-C-Bu.Sn.0,3-0,56 mm² | 1-1105001-3 | 35 | HD-K.40.STO-VS.1.21.G | 2-1102570-1 | 118 | HD-Z.64.STS-ZB.1.21.G | 1-1103336-3 | 148 |
| HD.M-C-Bu.Sn.0,5-1,5 mm² | 2-1105001-3 | 35 | HD-K.40.STO-VS.1.M32.G | 0-1106452-9 | 118 | HD-Z.64.STS-ZB.1.29.G | 1-1103338-3 | 148 |
| HD.M-C-Bu.Sn.1,5-2,5 mm² | 4-1105001-3 | 35 | HD-K.40.STS.1.21.G | 2-1102564-6 | 115 | HD-Z.64.STS-ZB.1.M32.G | 1-1106470-8 | 148 |
| HD.M-C-Sti.Au.0,3-0,56 mm² | 1-1105000-2 | 35 | HD-K.40.STS.1.29.G | 2-1102567-6 | 115 | HE.10.Bu.C | 2-1103637-3 | 81 |
| HD.M-C-Sti.Au.0,3-0,56 mm² A | 0-0164160-4 | 35 | HD-K.40.STS.1.M32.G | 1-1106450-0 | 115 | HE.10.Bu.S | 1-1103637-1 | 81 |
| HD.M-C-Sti.Au.0,8-1,5 mm² | 3-1105000-2 | 35 | HD-K.40.STS-GR.1.21.G | 2-1102564-7 | 120 | HE.10.Bu.SC | 7-1103637-1 | 81 |
| HD.M-C-Sti.Au.0,8-1,5 mm² A | 0-0164161-4 | 35 | HD-K.40.STS-GR.1.29.G | 2-1102567-7 | 120 | HE.10.Sti.C | 2-1103636-3 | 81 |
| HD.M-C-Sti.Au.0,3-0,56 mm² | 1-1105000-3 | 35 | HD-K.40.STS-GR.1.M32.G | 1-1106452-1 | 120 | HE.10.Sti.S | 1-1103636-1 | 81 |
| HD.M-C-Sti.Sn.0,5-1,5 mm² | 2-1105000-3 | 35 | HD-K.40.STS-VS.1.21.G | 2-1102564-1 | 118 | HE.10.Sti.SC | 7-1103636-1 | 81 |
| HD.M-C-Sti.Sn.0,5-1,5 mm² A | 0-0164161-9 | 35 | HD-K.40.STS-VS.1.29.G | 2-1102567-1 | 118 | HE.16.Bu.C.B1-16 | 2-1103639-3 | 106 |
| HD.M-C-Sti.Sn.1,5-2,5 mm² | 4-1105000-3 | 35 | HD-K.40.STS-VS.1.M32.G | 1-1106452-2 | 118 | HE.16.Bu.C.B1-16 | 2-1103639-3 | 155 |
| HD.M-C-Sti.Sn.1,5-2,5 mm² B | 0-0166824-2 | 35 | HD-K.64.SGD.1.29.Z | 2-1103364-6 | 143 | HE.16.Bu.C.B17-32 | 2-1103639-9 | 155 |
| HD20 R.F.HANDTOOL | 169424-1 | 32 | HD-K.64.SGD.2.M32.Z | 0-1106469-5 | 143 | HE.16.Bu.S.B1-16 | 1-1103639-1 | 106 |
| HD-K.108.STO.1.36.G | 2-1102414-6 | 140 | HD-K.64.SGD-LB.1.29.Z | 2-1103364-2 | 146 | HE.16.Bu.S.B1-16 | 1-1103639-1 | 155 |
| HD-K.108.STO.1.M50.G | 0-1106467-7 | 140 | HD-K.64.SGD-LB.2.M32.Z | 0-1106469-6 | 146 | HE.16.Bu.S.B17-32 | 1-1103639-9 | 155 |
| HD-K.108.STS.1.29.G | 2-1102411-6 | 139 | HD-K.64.SG-LB.1.29.Z | 2-1103350-2 | 146 | HE.16.Bu.SC.B1-16 | 7-1103639-1 | 106 |
| HD-K.108.STS.1.M50.G | 1-1106467-0 | 139 | HD-K.64.SG-LB.2.M32.Z | 0-1106469-7 | 146 | HE.16.Bu.SC.B1-16 | 7-1103639-1 | 155 |
| HD-K.108.STS-GR.1.29.G | 2-1102411-7 | 144 | HD-K.64.SG-VS.1.21.Z | 2-1103346-1 | 141 | HE.16.Bu.SC.B17-32 | 7-1103639-9 | 155 |
| HD-K.108.STS-GR.1.M50.G | 1-1106467-1 | 144 | HD-K.64.SG-VS.1.29.Z | 2-1103350-1 | 141 | HE.16.Sti.C.B1-16 | 2-1103638-3 | 106 |
| HD-K.16.KDO-LB.1.21.G | 2-1102489-2 | 76 | HD-K.64.SG-VS.2.21.Z | 2-1103348-1 | 141 | HE.16.Sti.C.B1-16 | 2-1103638-3 | 155 |
| HD-K.16.KDO-LB.1.M32.G | 0-1106421-2 | 76 | HD-K.64.SG-VS.2.29.Z | 2-1103352-1 | 141 | HE.16.Sti.C.B17-32 | 2-1103638-9 | 155 |
| HD-K.16.SGD-LB.1.21.Z | 2-1102480-2 | 75 | HD-K.64.SG-VS.2.M32.Z | 0-1106469-8 | 141 | HE.16.Sti.S.B1-16 | 1-1103638-1 | 106 |
| HD-K.16.SGD-LB.2.21.Z | 2-1102482-2 | 75 | HD-K.64.STO.1.21.G | 2-1103341-6 | 140 | HE.16.Sti.S.B1-16 | 1-1103638-1 | 155 |
| HD-K.16.SGD-LB.2.M32.Z | 0-1106422-3 | 75 | HD-K.64.STO.1.29.G | 2-1103344-6 | 140 | HE.16.Sti.S.B17-32 | 1-1103638-9 | 155 |
| HD-K.16.SG-LB.1.21.Z | 2-1102472-2 | 75 | HD-K.64.STO.1.M32.G | 0-1106470-7 | 140 | HE.16.Sti.SC.B1-16 | 7-1103638-1 | 106 |
| HD-K.16.SG-LB.2.21.Z | 2-1102474-2 | 75 | HD-K.64.STO-GR.1.29.G | 2-1103344-7 | 145 | HE.16.Sti.SC.B1-16 | 7-1103638-1 | 155 |
| HD-K.16.SG-LB.2.M32.Z | 0-1106422-4 | 75 | HD-K.64.STO-GR.1.M32.G | 0-1106470-8 | 145 | HE.16.Sti.SC.B17-32 | 7-1103638-9 | 155 |
| HD-K.16.STO.1.21.G | 2-1102467-7 | 74 | HD-K.64.STO-VS.1.29.G | 2-1103344-1 | 142 | HE.24.Bu.C.B1-24 | 2-1103641-3 | 132 |
| HD-K.16.STO.1.M32.G | 0-1106423-3 | 74 | HD-K.64.STO-VS.1.M32.G | 0-1106470-9 | 142 | HE.24.Bu.C.B1-24 | 2-1103641-3 | 168 |
| HD-K.16.STS.1.21.G | 2-1102461-7 | 73 | HD-K.64.STS.1.21.G | 2-1103336-6 | 139 | HE.24.Bu.C.B25-48 | 2-1103641-9 | 168 |
| HD-K.16.STS.1.M32.G | 0-1106423-4 | 73 | HD-K.64.STS.1.29.G | 2-1103338-6 | 139 | HE.24.Bu.S.B1-24 | 1-1103641-1 | 132 |
| HD-K.24.KDO-LB.1.29.G | 2-1102519-2 | 94 | HD-K.64.STS.1.M32.G | 1-1106470-0 | 139 | HE.24.Bu.S.B1-24 | 1-1103641-1 | 168 |
| HD-K.24.KDO-LB.1.M32.G | 0-1106432-3 | 94 | HD-K.64.STS-GR.1.29.G | 2-1103338-7 | 144 | HE.24.Bu.S.B25-48 | 1-1103641-9 | 168 |
| HD-K.24.KDO-VS.1.M32.G | 0-1106432-4 | 89 | HD-K.64.STS-GR.1.M32.G | 2-1106470-1 | 144 | HE.24.Bu.Sti.C.B1-24 | 7-1103641-1 | 132 |
| HD-K.24.SGD.2.29.Z | 2-1102527-6 | 91 | HD-K.64.STS-VS.1.29.G | 2-1103338-1 | 142 | HE.24.Bu.SC.B1-24 | 7-1103641-1 | 168 |
| HD-K.24.SGD.2.M32.Z | 0-1106433-5 | 91 | HD-K.64.STS-VS.1.M32.G | 1-1106470-2 | 142 | HE.24.Bu.SC.B25-48 | 7-1103641-9 | 168 |
| HD-K.24.SGD-LB.1.21.Z | 2-1102521-2 | 94 | HD-K/Z.16.SG-ZVGR.1.21.Z | 2-1102472-8 | 78 | HE.24.Sti.C.B1-24 | 2-1103640-3 | 132 |
| HD-K.24.SGD-LB.1.29.Z | 2-1102525-2 | 94 | HD-K/Z.16.SG-ZVGR.2.21.Z | 2-1102474-8 | 78 | HE.24.Sti.C.B1-24 | 2-1103640-3 | 168 |
| HD-K.24.SGD-LB.2.29.Z | 2-1102527-2 | 94 | HD-K/Z.16.SG-ZVGR.2.M32.Z | 1-1106469-1 | 78 | HE.24.Sti.C.B25-48 | 2-1103640-9 | 168 |
| HD-K.24.SGD-LB.2.M32.Z | 0-1106433-6 | 94 | HD-K/Z.16.STS-ZB.1.21.G | 2-1102461-3 | 77 | HE.24.Sti.S.B1-24 | 1-1103640-1 | 132 |
| HD-K.24.SG-LB.2.M32.Z | 0-1106433-7 | 93 | HD-K/Z.24.SG-ZVGR.1.29.Z | 2-1102511-8 | 97 | HE.24.Sti.S.B1-24 | 1-1103640-1 | 168 |

Sortiert nach Bezeichnung/Sorted by description

| Bestelltext | Best-Nr. | Seite | Bestelltext | Best-Nr. | Seite | Bestelltext | Best-Nr. | Seite |
|---|-------------|-------|--------------------------------|-------------|-------|-------------------------|-------------|-------|
| HE.24.Sti.S.B25-48 | 1-1103640-9 | 168 | HF-EMVK.12.STO.2.M50.G+1.M20.G | 0-1102840-3 | 176 | HIP.16/40.SG.2.M32.G | 0-1106453-1 | 126 |
| HE.24.Sti.SC.B1-24 | 7-1103640-1 | 132 | HF-EMV-K.8.AG | 0-1102836-1 | 176 | HIP.16/40.STO.1.21.G | 1-1102653-5 | 125 |
| HE.24.Sti.SC.B1-24 | 7-1103640-1 | 168 | HF-EMV-K.8.AG.N | 0-1102837-1 | 176 | HIP.16/40.STO.1.29.G | 1-1102655-5 | 125 |
| HE.24.Sti.SC.B25-48 | 7-1103640-9 | 168 | HF-EMV-K.8.STO.1.M50.G | 0-1102839-3 | 176 | HIP.16/40.STO.1.M32.G | 0-1106454-1 | 125 |
| HE.6.Bu.C.B1-6 | 2-1103635-3 | 66 | HF-EMV-K.8.STO.2.M40.G | 0-1102839-1 | 176 | HIP.16/40.STS.1.21.G | 1-1102649-5 | 125 |
| HE.6.Bu.S.B1-6 | 1-1103635-1 | 66 | HF-HIPK.12.AG | 0-1102192-2 | 176 | HIP.16/40.STS.1.29.G | 1-1102651-5 | 125 |
| HE.6.Bu.SC.B1-6 | 7-1103635-1 | 66 | HF-HIP-K.12.AG.N | 0-1102838-2 | 176 | HIP.16/40.STS.1.M32.G | 0-1106454-2 | 125 |
| HE.6.Sti.C.B1-6 | 2-1103634-3 | 66 | HF-HIPK.12.STO.2.M40.G+1.M20.G | 0-1102840-2 | 176 | HIP.24/64.AG | 1-1102665-5 | 151 |
| HE.6.Sti.S.B1-6 | 1-1103634-1 | 66 | HF-EMV-K.8.STO.2.M50.G+1.M20.G | 0-1102840-4 | 176 | HIP.24/64.AG.M6 | 1-1102626-5 | 151 |
| HE.6.Sti.SC.B1-6 | 7-1103634-1 | 66 | HF-HIP-K.8.AG | 0-1102836-2 | 176 | HIP.24/64.SG.1.29.G | 1-1102624-5 | 151 |
| HE/HA-C-Bu.Ag.0,14-0,37mm ² | 6-1105101-1 | 37 | HF-HIP-K.8.AG.N | 0-1102837-2 | 176 | HIP.24/64.SG.2.29.G | 1-1102625-5 | 151 |
| HE/HA-C-Bu.Ag.0,5 mm ² | 1-1105101-1 | 37 | HF-HIP-K.8.STO.1.M50.G | 0-1102839-4 | 176 | HIP.24/64.SG.2.M40.G | 0-1106472-1 | 151 |
| HE/HA-C-Bu.Ag.0,75-1,0 mm ² | 2-1105101-1 | 37 | HG-Q.10.Bu.C | 0-1103091-1 | 55 | HIP.24/64.STO.1.21.G | 1-1102662-5 | 150 |
| HE/HA-C-Bu.Ag.1,5 mm ² | 3-1105101-1 | 37 | HG-Q.10.MC.1 | 0-1103092-1 | 58 | HIP.24/64.STO.1.29.G | 1-1102664-5 | 150 |
| HE/HA-C-Bu.Ag.2,5 mm ² | 4-1105101-1 | 37 | HG-Q.10.MC.2 | 0-1103092-2 | 58 | HIP.24/64.STO.1.M40.G | 0-1106473-1 | 150 |
| HE/HA-C-Bu.Ag.4,0 mm ² | 5-1105101-1 | 37 | HG-Q.10.MC.3 | 0-1103092-3 | 58 | HIP.24/64.STS.1.21.G | 1-1102658-5 | 150 |
| HE/HA-C-Bu.Au.0,5 mm ² | 1-1105101-2 | 37 | HG-Q.10.MC.4 | 0-1103092-4 | 58 | HIP.24/64.STS.1.29.G | 1-1102660-5 | 150 |
| HE/HA-C-Bu.Au.0,75-1,0 mm ² | 2-1105101-2 | 37 | HG-Q.10.MC.5 | 0-1103092-5 | 58 | HIP.24/64.STS.1.M40.G | 0-1106473-2 | 150 |
| HE/HA-C-Bu.Au.1,5 mm ² | 3-1105101-2 | 37 | HG-Q.10.MC.6 | 0-1103092-6 | 58 | HIP.3/4.AG | 1-1102603-5 | 53 |
| HE/HA-C-Bu.Au.2,5 mm ² | 4-1105101-2 | 37 | HG-Q.10.MC.7 | 0-1103092-7 | 58 | HIP.3/4.SG.1.11.G | 1-1102601-5 | 54 |
| HE/HA-C-Bu.Au.4,0 mm ² | 5-1105101-2 | 37 | HG-Q.10.Sti.C | 0-1108808-1 | 55 | HIP.3/4.SG.1.M16.G | 0-1106407-1 | 54 |
| HE/HA-C-Sti.Ag.0,14-0,37mm ² | 6-1105100-1 | 37 | HG-Q.10-EMV.MC.1 | 0-1103092-8 | 58 | HIP.3/4.SGF | 1-1102602-5 | 53 |
| HE/HA-C-Sti.Ag.0,5 mm ² | 1-1105100-1 | 37 | HG-Q.10-EMV.MC.2 | 0-1103092-9 | 58 | HIP.3/4.STO.1.11.G | 1-1102600-5 | 53 |
| HE/HA-C-Sti.Ag.0,75-1,0 mm ² | 2-1105100-1 | 37 | HG-Q.10-EMV.MC.3 | 1-1103092-0 | 58 | HIP.3/4.STO.1.M16.G | 0-1106408-1 | 53 |
| HE/HA-C-Sti.Ag.1,5 mm ² | 3-1105100-1 | 37 | HG-Q.10-EMV.MC.4 | 1-1103092-1 | 58 | HIP.6/16.AG | 1-1102638-5 | 79 |
| HE/HA-C-Sti.Ag.2,5 mm ² | 4-1105100-1 | 37 | HG-Q.10-EMV.MC.5 | 1-1103092-2 | 58 | HIP.6/16.AG.M6 | 1-1102606-5 | 79 |
| HE/HA-C-Sti.Ag.4,0 mm ² | 5-1105100-1 | 37 | HG-Q.10-EMV.MC.6 | 1-1103092-3 | 58 | HIP.6/16.SG.1.16.G | 1-1102604-5 | 80 |
| HE/HA-C-Sti.Au.0,5 mm ² | 1-1105100-2 | 37 | HG-Q.10-EMV.MC.7 | 1-1103092-4 | 58 | HIP.6/16.SG.2.16.G | 1-1102605-5 | 80 |
| HE/HA-C-Sti.Au.0,75-1,0 mm ² | 2-1105100-2 | 37 | HG-Q.4/2.Bu.C | 0-1103096-1 | 55 | HIP.6/16.SG.2.M32.G | 0-1106424-1 | 80 |
| HE/HA-C-Sti.Au.1,5 mm ² | 3-1105100-2 | 37 | HG-Q.4/2.Sti.C | 0-1103095-1 | 55 | HIP.6/16.STO.1.16.G | 1-1102635-5 | 79 |
| HE/HA-C-Sti.Au.2,5 mm ² | 4-1105100-2 | 37 | HG-Q.5.AG | 0-1103171-1 | 51 | HIP.6/16.STO.1.M32.G | 0-1106425-1 | 79 |
| HE/HA-C-Sti.Au.4,0 mm ² | 5-1105100-2 | 37 | HG-Q.5.AG.BL | 0-1103172-1 | 52 | HIP.6/16.STS.1.16.G | 1-1102631-5 | 79 |
| HEE.10.Bu.C B1-10 | 0-1102919-1 | 67 | HG-Q.5.AGW | 0-1103172-1 | 52 | HIP.6/16.STS.1.M25.G | 0-1106425-2 | 79 |
| HEE.10.Bu.C B1-10-FS | 0-1102919-2 | 67 | HG-Q.5.AGW.BL | 0-1103172-2 | 52 | HIP/EMV.10/24.SKB | 3-1106202-5 | 99 |
| HEE.10.Sti.C B1-10 | 0-1102918-1 | 67 | HG-Q.5.DE | 0-1103176-1 | 184 | HIP/EMV.10/24.SKB | 3-1106202-5 | 185 |
| HEE.10.Sti.C B1-10-FS | 0-1102918-2 | 67 | HG-Q.5.DE.BL | 0-1103176-2 | 184 | HIP/EMV.16/40.SKB | 3-1106203-5 | 126 |
| HEE.18.Bu.C B1-18 | 0-1102898-1 | 82 | HG-Q.5.KDO.1.M25 | 0-1103174-1 | 52 | HIP/EMV.16/40.SKB | 3-1106205-5 | 185 |
| HEE.18.Bu.C B1-18-FS | 0-1102898-2 | 82 | HG-Q.5.KDO.1.M25.BL | 0-1103174-2 | 52 | HIP/EMV.24/64.SKB | 3-1106204-5 | 151 |
| HEE.18.Sti.C B1-18 | 0-1102897-1 | 82 | HG-Q.5.SG.1.M25 | 0-1103173-1 | 52 | HIP/EMV.24/64.SKB | 3-1106204-5 | 185 |
| HEE.18.Sti.C-FS | 0-1102897-2 | 82 | HG-Q.5.SG.1.M25.BL | 0-1103173-2 | 52 | HIP/EMV.3/4.SKB | 3-1106200-5 | 54 |
| HEE.32.Bu.C B1-32 | 0-1102896-1 | 107 | HG-Q.5.STO.1.M25 | 0-1103169-1 | 51 | HIP/EMV.6/16.SKB | 3-1106201-5 | 80 |
| HEE.32.Bu.C-FS | 0-1102896-3 | 107 | HG-Q.5.STO.1.M25.BL | 0-1103169-2 | 51 | HIP/EMV.6/16.SKB | 3-1106201-5 | 185 |
| HEE.32.Sti.C B1-32 | 0-1102895-1 | 107 | HG-Q.5.STW.1.M25 | 0-1103170-1 | 51 | HIP-K.10/24.AG | 2-1102647-5 | 98 |
| HEE.32.Sti.C B1-32-FS | 0-1102895-3 | 107 | HG-Q.5.STW.1.M25.BL | 0-1103170-2 | 51 | HIP-K.10/24.AG.M6 | 2-1102612-5 | 99 |
| HEE.46.Bu.C B1-46 | 0-1102887-1 | 133 | HG-Q.8.Bu.C | 0-1103071-1 | 55 | HIP-K.10/24.SG.1.21.G | 5-1102610-5 | 99 |
| HEE.46.Bu.C B1-46-FS | 0-1102887-1 | 170 | HG-Q.8.Sti.C | 0-1103070-1 | 55 | HIP-K.10/24.SG.2.21.G | 2-1102611-5 | 99 |
| HEE.46.Bu.C B1-46-FS | 0-1102887-4 | 133 | HG-Q.AG-LB | 0-1103072-1 | 57 | HIP-K.10/24.STO.1.16.G | 2-1102644-5 | 98 |
| HEE.46.Bu.C B47-92 | 0-1102887-2 | 170 | HG-Q.Flanschdicht-L | 0-1108794-2 | 59 | HIP-K.10/24.STO.1.M25.G | 0-1106436-3 | 98 |
| HEE.46.Sti.C B1-46 | 0-1102886-1 | 133 | HG-Q.KDO-LB.1.M25.Z | 0-1108795-1 | 57 | HIP-K.10/24.STO.1.M32.G | 0-1106436-5 | 98 |
| HEE.46.Sti.C B1-46-FS | 0-1102886-1 | 170 | HG-Q.KDS-LB.1.M25.Z | 0-1108795-2 | 57 | HIP-K.10/24.STS.1.21.G | 2-1102642-5 | 98 |
| HEE.46.Sti.C B1-46-FS | 0-1102886-4 | 133 | HG-Q.M25.10,5/7,0 | 0-1103074-4 | 59 | HIP-K.10/24.STS.1.M25.G | 0-1106436-4 | 98 |
| HEE.46.Sti.C B47-92 | 0-1102886-2 | 170 | HG-Q.M25.13,0/9,0 | 0-1103074-5 | 59 | HIP-K.10/24.STS.1.M32.G | 0-1106436-6 | 98 |
| HE-K.4/8.Bu.S | 0-1102677-1 | 137 | HG-Q.M25.15,5/11,5 | 0-1103074-6 | 59 | HIP-K.16/40.AG | 2-1102656-5 | 125 |
| HE-K.4/8.Sti.S | 0-1102077-1 | 137 | HG-Q.M25.6,5/4,0 | 0-1103074-1 | 59 | HIP-K.16/40.AG.M6 | 2-1102618-5 | 125 |
| HE-Q.5.Bu.C | 0-1102194-1 | 46 | HG-Q.M25.8,0/5,0 | 0-1103074-2 | 59 | HIP-K.16/40.SG.1.21.G | 5-1102616-5 | 126 |
| HE-Q.5.Sti.C | 0-1102195-1 | 46 | HG-Q.M25.9,5/6,5 | 0-1103074-3 | 59 | HIP-K.16/40.SG.2.21.G | 2-1102617-5 | 126 |
| HF.06.Bu | 0-1110949-1 | 42 | HG-Q.STO.1.M25.Z | 0-1103073-2 | 56 | HIP-K.16/40.SG.2.M32.G | 0-1106443-1 | 126 |
| HF.06.Sti | 0-1110948-1 | 42 | HG-Q.STS.1.M25.Z | 0-1103073-1 | 56 | HIP-K.16/40.STO.1.29.G | 2-1102655-5 | 125 |
| HF.06-CH-06 mm ² -SW17 | 0-1110952-1 | 42 | HG-Q.STS.2.M25.Z | 0-1103155-1 | 56 | HIP-K.16/40.STO.1.M32.G | 0-1106444-1 | 125 |
| HF.06-CH-10 mm ² -SW17 | 0-1110952-2 | 42 | HG-Q-EMV.AG-LB | 0-1103072-2 | 57 | HIP-K.16/40.STO.2.21.G | 0-1108534-1 | 125 |
| HF.06-CH-16 mm ² -SW17 | 0-1110952-3 | 42 | HG-Q-EMV.KDO-LB.1.M25.Z | 0-1108795-3 | 57 | HIP-K.16/40.STS.1.29.G | 2-1102651-5 | 125 |
| HF.06-CH-25 mm ² -SW17 | 0-1110952-5 | 42 | HG-Q-EMV.KDS-LB.1.M25.Z | 0-1108795-4 | 57 | HIP-K.16/40.STS.1.M32.G | 0-1106444-2 | 125 |
| HF.06-CH-35 mm ² -SW17 | 0-1110952-7 | 42 | HG-Q-EMV.KDS-LB.1.M25.Z | 0-1108795-4 | 59 | HIP-K.24/64.AG | 2-1102665-5 | 151 |
| HF.06-CH-50 mm ² -SW17 | 0-1110952-9 | 42 | HG-Q-EMV.STO.1.M25.Z | 0-1103073-4 | 56 | HIP-K.24/64.AG.M6 | 2-1102626-5 | 151 |
| HF.06-CH-70 mm ² -SW17 | 1-1110952-0 | 42 | HG-Q-EMV.STS.1.M25.Z | 0-1103073-3 | 56 | HIP-K.24/64.AG.M6.D | 2-1102628-5 | 151 |
| HF.12.3+PE+Bg2/0 | 0-1110955-3 | 175 | HG-Q-EMV.STS.2.M25.Z | 0-1103155-2 | 56 | HIP-K.24/64.SG.1.29.G | 5-1102624-5 | 151 |
| HF.12.3+PE+Bg2/U | 0-1110955-1 | 175 | HIP.10/24.AG | 1-1102647-5 | 98 | HIP-K.24/64.SG.2.29.G | 2-1102625-5 | 151 |
| HF.12.3+PE+Bg3/0 | 0-1110955-4 | 175 | HIP.10/24.AG.M6 | 1-1102612-5 | 99 | HIP-K.24/64.SG.2.M40.G | 0-1106472-2 | 151 |
| HF.12.3+PE+Bg3/U | 0-1110955-2 | 175 | HIP.10/24.SG.1.21.G | 1-1102610-5 | 99 | HIP-K.24/64.STO.1.29.G | 2-1102664-5 | 150 |
| HF.13-CH-105 mm ² -SW27 | 0-1110953-8 | 42 | HIP.10/24.SG.2.21.G | 1-1102611-5 | 99 | HIP-K.24/64.STO.1.M40.G | 0-1102647-3 | 150 |
| HF.13-CH-120 mm ² -SW27 | 0-1110953-9 | 42 | HIP.10/24.SG.2.M32.G | 0-1106435-1 | 99 | HIP-K.24/64.STO.2.M32.G | 0-1102792-1 | 150 |
| HF.13-CH-150 mm ² -SW27 | 1-1110953-1 | 42 | HIP.10/24.STO.1.16.G | 1-1102644-5 | 98 | HIP-K.24/64.STS.1.29.G | 2-1102660-5 | 150 |
| HF.13-CH-50 mm ² -SW19 | 0-1110953-5 | 42 | HIP.10/24.STO.1.21.G | 1-1102646-5 | 98 | HIP-K.24/64.STS.1.M40.G | 0-1106473-4 | 150 |
| HF.13-CH-70 mm ² -SW19 | 0-1110953-6 | 42 | HIP.10/24.STO.1.M32.G | 0-1102643-1 | 98 | HIP-K.3/4.AG | 2-1102603-5 | 53 |
| HF.13-CH-95 mm ² -SW27 | 0-1110953-7 | 42 | HIP.10/24.STS.1.16.G | 1-1102640-5 | 98 | HIP-K.3/4.SG.1.11.G | 2-1102601-5 | 54 |
| HF.8-2+1xBg1/0 | 0-1110960-2 | 175 | HIP.10/24.STS.1.21.G | 1-1102642-5 | 98 | HIP-K.3/4.SG.1.M16.G | 0-1106407-2 | 54 |
| HF.8-2+1xBg1/U | 0-1110960-1 | 175 | HIP.10/24.STS.1.M25.G | 0-1106436-2 | 98 | HIP-K.3/4.SGF | 2-1102602-5 | 53 |
| HF.8-2+1xBg1/U-2 | 0-1110960-3 | 175 | HIP.16/40.AG | 1-1102656-5 | 125 | HIP-K.3/4.STO.1.11.G | 2-1102600-5 | 53 |
| HF-EMVK.12.AG | 0-1102192-1 | 176 | HIP.16/40.AG.M6 | 1-1102618-5 | 125 | HIP-K.3/4.STO.1.M16.G | 0-1106408-2 | 53 |
| HF-EMV-K.12.AG.N | 0-1102838-1 | 176 | HIP.16/40.SG.1.21.G | 1-1102616-5 | 126 | HIP-K.3/4.STO.1.M20.G | 0-1106408-3 | 53 |
| HF-EMVK.12.STO.2.M40.G+1.M20.G | 0-1102840-1 | 176 | HIP.16/40.SG.2.21.G | 1-1102617-5 | 126 | HIP-K.6/16.AG | 2-1102638-5 | 79 |

Sortiert nach Bezeichnung/Sorted by description

| Bestelltext | Best-Nr. | Seite | Bestelltext | Best-Nr. | Seite | Bestelltext | Best-Nr. | Seite |
|----------------------------|-------------|-------|-------------------------------------|-------------|-------|---------------------------------------|-------------|-------|
| HIP-K.6/16.AG.M6 | 2-1102606-5 | 79 | HN.D-C-Bu.Au.0,14-0,37 | 1-1105051-2 | 34 | HUT.M40.P | 4-1102771-0 | 190 |
| HIP-K.6/16.SG.1.16.A | 2-1102604-5 | 80 | HN.D-C-Bu.Au.0,5 | 2-1105051-2 | 34 | HUT.M50.MS | 5-1102770-0 | 190 |
| HIP-K.6/16.SG.2.16.G | 2-1102605-5 | 80 | HN.D-C-Bu.Au.0,75-1,0 | 3-1105051-2 | 34 | HUT.M50.P | 5-1102771-0 | 190 |
| HIP-K.6/16.SG.2.M32.G | 0-1106424-2 | 80 | HN.D-C-Bu.Au.1,5 | 4-1105051-2 | 34 | HVS-AIR.2.Bu | 0-1103247-1 | 210 |
| HIP-K.6/16.STO.1.16.G | 2-1102635-5 | 79 | HN.D-C-Bu.Au.2,5 | 5-1105051-2 | 34 | HVS-AIR.2.Sti | 0-1103246-1 | 210 |
| HIP-K.6/16.STO.1.21.G | 2-1102637-5 | 79 | HN.D-C-Sti.Ag.0,14-0,37 | 1-1105050-1 | 34 | HVS-BLD | 0-1103266-1 | 211 |
| HIP-K.6/16.STO.1.M25.G | 0-1106425-6 | 79 | HN.D-C-Sti.Au.0,5 | 2-1105050-2 | 34 | HVS-HE.20.Bu.C | 0-1103145-1 | 207 |
| HIP-K.6/16.STO.1.M32.G | 0-1106425-3 | 79 | HN.D-C-Sti.Au.0,75-1,0 | 3-1105050-2 | 34 | HVS-HE.20.Sti.C | 0-1103144-1 | 207 |
| HIP-K.6/16.STS.1.16.G | 2-1102631-5 | 79 | HN.D-C-Sti.Au.1,5 | 4-1105050-2 | 34 | HVS-HE.5.Bu.SC | 0-1103134-1 | 205 |
| HIP-K.6/16.STS.1.21.G | 2-1102633-5 | 79 | HN.D-C-Sti.Au.2,5 | 5-1105050-2 | 34 | HVS-HE.5.Sti.SC | 0-1103133-1 | 205 |
| HIP-K.6/16.STS.1.M25.G | 0-1106425-4 | 79 | HSB.6/35.Bu.S.B1-6 | 1-1104205-1 | 113 | HVS-HE.6.Bu.C | 0-1103245-1 | 206 |
| HIP-K/EMV-K.10/24.SKB | 4-1106202-5 | 99 | HSB.6/35.Bu.S.B1-6 | 1-1104205-1 | 156 | HVS-HE.6.Sti.C | 0-1103244-1 | 206 |
| HIP-K/EMV-K.10/24.SKB | 4-1106202-5 | 185 | HSB.6/35.Bu.S.B7-12 | 1-1104207-1 | 156 | HVS-HE.8.Bu.C | 0-1103141-1 | 206 |
| HIP-K/EMV-K.16/40.SKB | 4-1106203-5 | 126 | HSB.6/35.Sti.S.B1-6 | 1-1104204-1 | 113 | HVS-HE.8.Sti.C | 0-1103140-1 | 206 |
| HIP-K/EMV-K.16/40.SKB | 4-1106203-5 | 185 | HSB.6/35.Sti.S.B1-6 | 1-1104204-1 | 156 | HVS-HND.12.Bu.C | 0-1103276-1 | 207 |
| HIP-K/EMV-K.24/64.SKB | 4-1106204-5 | 151 | HSB.6/35.Sti.S.B7-12 | 1-1104206-1 | 156 | HVS-HND.12.Sti.C | 0-1103277-1 | 207 |
| HIP-K/EMV-K.24/64.SKB | 4-1106204-5 | 185 | HSK.6+36.Bu.C | 0-1108762-1 | 111 | HVS-HND.17.Bu.C | 0-1103279-1 | 208 |
| HIP-K/EMV-K.3/4.SKB | 4-1106200-5 | 54 | HSK.6+36.Sti.C | 0-1108761-1 | 111 | HVS-HND.17.Sti.C | 0-1103278-1 | 208 |
| HIP-K/EMV-K.6/16.SKB | 4-1106201-5 | 80 | HSK.Bu.C.1,5 mm ² | 1-1108756-1 | 39 | HVS-HSK.2.Bu.C | 0-1103271-1 | 204 |
| HIP-K/EMV-K.6/16.SKB | 4-1106201-5 | 185 | HSK.Bu.C.10,0 mm ² | 5-1108756-1 | 39 | HVS-HSK.2.Sti.C | 0-1103270-1 | 204 |
| HIP-KF/24/64.STS.1.29.G | 1-1102622-5 | 150 | HSK.Bu.C.2,5 mm ² | 2-1108756-1 | 39 | HVS-HSK.3.Bu.C | 0-1103273-1 | 205 |
| HIP-KF/24/64.STS.1.36.G | 1-1102623-5 | 150 | HSK.Bu.C.4,0 mm ² | 3-1108756-1 | 39 | HVS-HSK.3.Sti.C | 0-1103272-1 | 205 |
| HIP-KF/24/64.STS.1.M40.G | 0-1106474-1 | 150 | HSK.Bu.C.6,0 mm ² | 4-1108756-1 | 39 | HVS-HSS.2.Bu.C | 0-1103274-1 | 204 |
| HIP-KF/K.24/64.STS.1.29.G | 2-1102622-5 | 150 | HSK.RSZ.LC 0,75-2,5 mm ² | 0-1102789-1 | 39 | HVS-HSS.2.Sti.C | 0-1103275-1 | 204 |
| HIP-KF/K.24/64.STS.1.36.G | 2-1102623-5 | 150 | HSK.RSZ.LC 4-10 mm ² | 0-1102790-1 | 39 | HVS-MM.17.Bu.C | 0-1103281-1 | 208 |
| HIP-KF/K.24/64.STS.1.M40.G | 0-1106474-2 | 150 | HSK.Sti.C 1,5 mm ² | 1-1108757-1 | 39 | HVS-MM.17.Sti.C | 0-1103280-1 | 208 |
| HIP-K-I.24/64.AG.M6.D | 0-1108533-1 | 151 | HSK.Sti.C 10 mm ² | 5-1108757-1 | 39 | HVS-MVB.HND.4.Sti.C | 0-1103251-1 | 210 |
| HM.10-82/82 | 8-1108772-2 | 95 | HSK.Sti.C 2,5 mm ² | 2-1108757-1 | 39 | HVS-MVB.S20DF.8.Sti.C | 0-1103258-1 | 210 |
| HM.10-85/85 | 8-1108772-5 | 95 | HSK.Sti.C 4,0 mm ² | 3-1108757-1 | 39 | HVS-R.0.1-2 | 0-1103250-7 | 72 |
| HM.10-90/90 | 8-1108772-0 | 95 | HSK.Sti.C 6,0 mm ² | 4-1108757-1 | 39 | HVS-R.0.1-2 | 0-1103250-7 | 201 |
| HM.10-94/94 | 8-1108772-4 | 95 | HSM.Bu.C.AG.0,75 mm ² | 1-1105251-1 | 40 | HVS-R.0.1-2 | 0-1103250-7 | 211 |
| HM.10-98/98 | 8-1108772-8 | 95 | HSM.Bu.C.AG.1,5 mm ² | 2-1105251-1 | 40 | HVS-R.0.1-3 | 0-1103250-5 | 86 |
| HMX.4/0.Bu.S | 0-1104700-1 | 113 | HSM.Bu.C.AG.10 mm ² | 6-1105251-1 | 40 | HVS-R.0.1-3 | 0-1103250-5 | 211 |
| HMX.4/0.Sti.S | 0-1104701-1 | 113 | HSM.Bu.C.AG.2,5 mm ² | 3-1105251-1 | 40 | HVS-R.0.1-4 | 0-1103250-3 | 114 |
| HMX.4/2.Bu.S | 0-1102076-1 | 113 | HSM.Bu.C.AG.4 mm ² | 4-1105251-1 | 40 | HVS-R.0.1-4 | 0-1103250-3 | 212 |
| HMX.4/2.Sti.S | 0-1102075-1 | 113 | HSM.Bu.C.AG.6 mm ² | 5-1105251-1 | 40 | HVS-R.0.1-6 | 0-1103250-1 | 138 |
| HN.2D.108.Bu.C.B109-216 | 2-1103221-3 | 169 | HSM.Sti.C.AG.0,75 mm ² | 1-1105250-1 | 40 | HVS-R.0.1-6 | 0-1103250-1 | 212 |
| HN.2D.108.Bu.C.B1-108 | 2-1103220-3 | 135 | HSM.Sti.C.AG.1,5 mm ² | 2-1105250-1 | 40 | HVS-R.U.1-2 | 0-1103250-8 | 159 |
| HN.2D.108.Bu.C.B1-108 | 2-1103220-3 | 169 | HSM.Sti.C.AG.10 mm ² | 6-1105250-1 | 40 | HVS-R.U.1-2 | 0-1103250-8 | 201 |
| HN.2D.108.Sti.C.B109-216 | 2-1103217-3 | 169 | HSM.Sti.C.AG.2,5 mm ² | 3-1105250-1 | 40 | HVS-R.U.1-2 | 0-1103250-8 | 211 |
| HN.2D.108.Sti.C.B1-108 | 2-1103216-3 | 135 | HSM.Sti.C.AG.4 mm ² | 4-1105250-1 | 40 | HVS-R.U.1-3 | 0-1103250-6 | 159 |
| HN.2D.108.Sti.C.B1-108 | 2-1103216-3 | 169 | HSM.Sti.C.AG.6 mm ² | 5-1105250-1 | 40 | HVS-R.U.1-3 | 0-1103250-6 | 211 |
| HN.2D.24.Bu.C | 2-1103202-3 | 70 | HSS.8/2.Bu.C | 2-1104202-3 | 137 | HVS-R.U.1-4 | 0-1103250-4 | 171 |
| HN.2D.24.Sti.C | 2-1103200-3 | 70 | HSS.8/2.Sti.C | 2-1104200-3 | 137 | HVS-R.U.1-4 | 0-1103250-4 | 212 |
| HN.2D.42.Bu.C | 2-1103206-3 | 85 | HSS-C-Bu.AG.10 mm ² | 4-1105151-1 | 41 | HVS-R.U.1-6 | 0-1103250-2 | 171 |
| HN.2D.42.Sti.C | 2-1103204-3 | 85 | HSS-C-Bu.AG.16 mm ² | 5-1105151-1 | 41 | HVS-R.U.1-6 | 0-1103250-2 | 212 |
| HN.2D.72.Bu.C.B1-72 | 2-1103212-3 | 109 | HSS-C-Bu.AG.6 mm ² | 3-1105151-1 | 41 | HVS-S20DF.25.Bu.C | 0-1103261-1 | 209 |
| HN.2D.72.Bu.C.B1-72 | 2-1103212-3 | 157 | HSS-C-Bu.AU.6 mm ² | 3-1105151-2 | 41 | HVS-S20DF.25.Sti.C | 0-1103260-1 | 209 |
| HN.2D.72.Bu.C.B73-144 | 2-1103213-3 | 157 | HSS-C-Bu.AU.10 mm ² | 4-1105151-2 | 41 | HVS-TX.2.Bu | 0-1103269-1 | 209 |
| HN.2D.72.Sti.C.B1-72 | 2-1103208-3 | 109 | HSS-C-Bu.AU.16 mm ² | 5-1105151-2 | 41 | HVS-TX.2.Sti | 0-1103267-1 | 209 |
| HN.2D.72.Sti.C.B1-72 | 2-1103208-3 | 157 | HSS-C-Sti.AG.10 mm ² | 4-1105150-1 | 41 | HVS-TX.HN.D.4.Bu.C | 0-1103286-1 | 209 |
| HN.2D.72.Sti.C.B73-144 | 2-1103209-3 | 157 | HSS-C-Sti.AG.16 mm ² | 5-1105150-1 | 41 | HVS-TX.HN.D.4.Sti.C | 0-1103283-1 | 209 |
| HN.D.15.Bu.C | 2-1103107-3 | 61 | HSS-C-Sti.AG.6 mm ² | 3-1105150-1 | 41 | HVS-TX.S20DF.8.Bu.C | 0-1103297-1 | 209 |
| HN.D.15.Sti.C B1-15 | 2-1103106-3 | 61 | HSS-C-Sti.AU.10 mm ² | 4-1105150-2 | 41 | HVS-TX.S20DF.8.Sti.C | 0-1103291-1 | 209 |
| HN.D.25.Bu.C | 2-1103109-3 | 101 | HSS-C-Sti.AU.16 mm ² | 5-1105150-2 | 41 | HVT.14.Bu.C | 2-1104006-3 | 83 |
| HN.D.25.Bu.C | 2-1103109-3 | 128 | HSS-C-Sti.AU.6 mm ² | 3-1105150-2 | 41 | HVT.14.Sti.C | 2-1104004-3 | 83 |
| HN.D.25.Bu.C B1-25/Z | 0-1103109-1 | 101 | HSS-CSZ.2,5-70 mm ² | 1-1105653-8 | 41 | HVT.23.Bu.C | 2-1104010-3 | 108 |
| HN.D.25.Bu.C B1-25/Z | 0-1103109-1 | 128 | HUT.11.MS | 1-1106006-9 | 190 | HVT.23.Sti.C | 2-1104008-3 | 108 |
| HN.D.25.Sti.C B1-25 | 2-1103108-3 | 101 | HUT.11.P-GRAU | 1-1106005-7 | 190 | HVT.35.Bu.C | 2-1104014-3 | 134 |
| HN.D.25.Sti.C B1-25 | 2-1103108-3 | 128 | HUT.13.MS | 2-1106006-9 | 190 | HVT.35.Sti.C | 2-1104012-3 | 134 |
| HN.D.25.Sti.C B1-25/Z | 0-1103108-1 | 101 | HUT.13.P-GRAU | 2-1106005-7 | 190 | HVT.48.Bu.C | 2-1104018-3 | 134 |
| HN.D.25.Sti.C B1-25/Z | 0-1103108-1 | 128 | HUT.16.MS | 3-1106006-9 | 190 | HVT.48.Sti.C | 2-1104016-3 | 134 |
| HN.D.40.Bu.C | 2-1103111-3 | 109 | HUT.16.P-GRAU | 3-1106005-7 | 190 | HVT.8.Bu.C | 2-1104002-3 | 68 |
| HN.D.40.Bu.C | 2-1103111-3 | 157 | HUT.21.MS | 4-1106006-9 | 190 | HVT.8.Sti.C | 2-1104000-3 | 68 |
| HN.D.40.Sti.C | 2-1103110-3 | 109 | HUT.21.P-GRAU | 4-1106005-7 | 190 | HVT-C-Bu.Ag.0,13-0,4 mm ² | 6-1105301-1 | 38 |
| HN.D.40.Sti.C | 2-1103110-3 | 157 | HUT.29.MS | 5-1106006-9 | 190 | HVT-C-Bu.Ag.0,5 mm ² | 1-1105301-1 | 38 |
| HN.D.64.Bu.C | 2-1103113-3 | 135 | HUT.29.P-GRAU | 5-1106005-7 | 190 | HVT-C-Bu.Ag.0,75-1,0 mm ² | 2-1105301-1 | 38 |
| HN.D.64.Bu.C | 2-1103113-3 | 169 | HUT.36.MS | 6-1106006-9 | 190 | HVT-C-Bu.Ag.1,5 mm ² | 3-1105301-1 | 38 |
| HN.D.64.Sti.C | 2-1103112-3 | 135 | HUT.36.P-GRAU | 6-1106005-7 | 190 | HVT-C-Bu.Ag.2,5 mm ² | 4-1105301-1 | 38 |
| HN.D.64.Sti.C | 2-1103112-3 | 169 | HUT.42.MS | 7-1106006-9 | 190 | HVT-C-Bu.Ag.4,0 mm ² | 5-1105301-1 | 38 |
| HN.D.7.Bu.C | 2-1103103-3 | 47 | HUT.42.P-GRAU | 7-1106005-7 | 190 | HVT-C-Bu.Au.0,13-0,4 mm ² | 6-1105301-2 | 38 |
| HN.D.7.Bu.C/250V | 2-1103101-3 | 47 | HUT.M16.MS | 1-1102770-6 | 190 | HVT-C-Bu.Au.0,5 mm ² | 1-1105301-2 | 38 |
| HN.D.7.Sti.C | 2-1103102-3 | 47 | HUT.M16.P | 1-1102771-6 | 190 | HVT-C-Bu.Au.0,75-1,0 mm ² | 2-1105301-2 | 38 |
| HN.D.7.Sti.C/250V | 2-1103100-3 | 47 | HUT.M20.MS | 2-1102770-0 | 190 | HVT-C-Bu.Au.1,5 mm ² | 3-1105301-2 | 38 |
| HN.D.8.Bu.C | 2-1103105-3 | 47 | HUT.M20.P | 2-1102771-0 | 190 | HVT-C-Bu.Au.2,5 mm ² | 4-1105301-2 | 38 |
| HN.D.8.Sti.C | 2-1103104-3 | 47 | HUT.M25.MS | 2-1102770-5 | 190 | HVT-C-Bu.Au.4,0 mm ² | 5-1105301-2 | 38 |
| HN.D-C-Bu.Ag.0,14-0,37 | 1-1105051-1 | 34 | HUT.M25.P | 2-1102771-5 | 190 | HVT-C-Sti.Ag.0,13-0,4 mm ² | 6-1105300-1 | 38 |
| HN.D-C-Bu.Ag.0,5 | 2-1105051-1 | 34 | HUT.M32.MS | 3-1102770-2 | 190 | HVT-C-Sti.Ag.0,5 mm ² | 1-1105300-1 | 38 |
| HN.D-C-Bu.Ag.0,75-1,0 | 3-1105051-1 | 34 | HUT.M32.P | 3-1102771-2 | 190 | HVT-C-Sti.Ag.0,75-1,0 mm ² | 2-1105300-1 | 38 |
| HN.D-C-Bu.Ag.1,5 | 4-1105051-1 | 34 | HUT.M40.MS | 4-1102770-0 | 190 | HVT-C-Sti.Ag.1,5 mm ² | 3-1105300-1 | 38 |
| HN.D-C-Bu.Ag.2,5 | 5-1105051-1 | 34 | | | | HVT-C-Sti.Ag.2,5 mm ² | 4-1105300-1 | 38 |

Sortiert nach Bezeichnung/Sorted by description

| Bestelltext | Best-Nr. | Seite | Bestelltext | Best-Nr. | Seite | Bestelltext | Best-Nr. | Seite |
|---------------------------------------|-------------|-------|--|-------------|-------|--|-------------|-------|
| HVT-C-Sti.Ag.4,0 mm ² | 5-1105300-1 | 38 | MDL2-GR-U-8.B5-8 | 0-1108780-7 | 171 | Schellenset 8 mm | 5-1106302-9 | 213 |
| HVT-C-Sti.Au.0,13-0,4 mm ² | 6-1105300-2 | 38 | MDL2-GR-U-8.B5-8 | 0-1108780-7 | 203 | Schellenset 9 mm | 6-1106302-9 | 183 |
| HVT-C-Sti.Au.0,5 mm ² | 1-1105300-2 | 38 | MDL-SBS.BG3 | 2-1106310-9 | 213 | Schellenset 9 mm | 6-1106302-9 | 213 |
| HVT-C-Sti.Au.0,75-1,0 mm ² | 2-1105300-2 | 38 | MDL-SBS.BG4 | 2-1106311-9 | 213 | Schirmschiene gerade | 0-1110505-1 | 182 |
| HVT-C-Sti.Au.1,5 mm ² | 3-1105300-2 | 38 | MDL-SBS.BG6 | 2-1106312-9 | 213 | SDE SAHT 28-24 DYN D-3S | 91565-1 | 33 |
| HVT-C-Sti.Au.2,5 mm ² | 4-1105300-2 | 38 | MDL-SBS.BG8 | 2-1106313-9 | 213 | SDE SAHT 16-14 DYN D-ZL | 91560-1 | 33 |
| HVT-C-Sti.Au.4,0 mm ² | 5-1105300-2 | 38 | MJ Plug Cat 5e | 5-569550-4 | 199 | SDE SAHT 20-16 DYN D-3L | 91558-1 | 33 |
| INS.-EXTR. TOOL | 726363-1 | 32 | O-RING.PG11.SCHW | 1-1106053-1 | 193 | SDE SAHT 20-16 DYNAMIC D5-SS | 91596-1 | 33 |
| INSERT/EXTRACT TOOL ASSEMBLY | 91285-1 | 32 | O-RING.PG11.VITON | 1-1106053-2 | 193 | SDE SAHT 22-18 DYNAMIC D2-M | 91595-1 | 33 |
| IP65-Dichtset M3x6+PD | 0-1103028-2 | 189 | O-RING.PG13.SCHW | 2-1106053-1 | 193 | SDE SAHT 24-20 DYN D-3M | 91559-1 | 33 |
| IP65-Dichtset M3x8 | 0-1103028-1 | 189 | O-RING.PG13.VITON | 2-1106053-2 | 193 | SDE SAHT 28-24 D-2S DYNAMIC | 91576-1 | 33 |
| KX.VT.Bu.0,8/3,5/6,1 | 0-1108601-1 | 43 | O-RING.PG16.SCHW | 3-1106053-1 | 193 | SET CZ-HF.60.M | 0-1110956-7 | 42 |
| KX.VT.Bu.1,4/6,3/10,0 | 0-1108629-1 | 43 | O-RING.PG21.SCHW | 4-1106053-1 | 193 | SET-Erdungsband 120 mm | 2-1106303-9 | 183 |
| KX.VT.Bu.3,0/7,3/10,8 | 0-1108617-1 | 43 | O-RING.PG29.SCHW | 5-1106053-1 | 193 | SET-Erdungsband 120 mm | 2-1106303-9 | 213 |
| KX.VT.Sti.0,8/3,5/6,1 | 0-1108600-1 | 43 | O-RING.PG29.VITON | 5-1106053-2 | 193 | SET-Erdungsband 220 mm | 3-1106303-9 | 183 |
| KX.VT.Sti.1,4/6,3/10,0 | 0-1108628-1 | 43 | O-RING.PG36.SCHW | 6-1106053-1 | 193 | SET-Erdungsband 220 mm | 3-1106303-9 | 213 |
| KX.VT.Sti.3,0/7,3/10,8 | 0-1108616-1 | 43 | O-RING.PG42.SCHW | 7-1106053-1 | 193 | SET-Erdungsband 90 mm | 1-1106303-9 | 183 |
| KX.VT-AWZG | 1-1105752-8 | 43 | O-RING.PG42.VITON | 7-1106053-2 | 193 | SET-Erdungsband 90 mm | 1-1106303-9 | 213 |
| KX-AWZG | 0-0305183-8 | 43 | Pin Dia 2,5 (Sn) 0,2-0,4 mm ² Loose piece | 962966-1 | 36 | SET-HF.13/16-13.Bu | 0-1110951-2 | 175 |
| KX-RG.58.Bu | 1-1105351-1 | 43 | Pin Dia 2,5 (Sn) 0,2-0,4 mm ² Strip Form | 929962-1 | 36 | SET-HF.13/16-13.Sti | 0-1110950-2 | 175 |
| KX-RG.58.Sti | 1-1105350-1 | 43 | Pin Dia 2,5 (Sn) 0,5-1,0 mm ² Loose piece | 962967-1 | 36 | SET-HFE-13.Bu | 0-1110951-4 | 175 |
| KX-RG.59.Bu | 2-1105351-1 | 43 | Pin Dia 2,5 (Sn) 0,5-1,0 mm ² Strip Form | 929963-1 | 36 | SET-HFE-13.Sti | 0-1110950-4 | 175 |
| KX-RG.59.Sti | 2-1105350-1 | 43 | Pin Dia 2,5 (Sn) 1,0-2,5 mm ² Strip Form | 929964-1 | 36 | SET-Schrauben | 1-1106304-9 | 183 |
| LWL-Zentrierhülse | 0-1102921-1 | 44 | Pin Dia 2,5 (Sn) 1,0-2,5 mm ² Loose piece | 962968-1 | 36 | SET-Schrauben | 1-1106304-9 | 213 |
| MDL.E.TWIN.Bu | 0-1108786-1 | 198 | Pin Dia 2,5 (Sn) 2,5-4,0 mm ² Loose piece | 962969-1 | 36 | Sich-Strift.HVG.C | 0-1110984-4 | 59 |
| MDL.E.TWIN.Sti | 0-1108785-1 | 198 | Pin Dia 2,5 (Sn) 2,5-4,0 mm ² Strip Form | 929965-1 | 36 | SKP.6 | 0-1110684-3 | 185 |
| MDL.HFE.C-6mm | 0-1110957-1 | 200 | Pin S 20 DF 0,08-0,2 AG Loose piece | 1-66507-0 | 32 | SKP.6.F | 0-1106258-3 | 185 |
| MDL.2.2+2.Bu.C | 0-1103019-2 | 194 | Pin S 20 DF 0,08-0,2 AG Strip Form | 66507-4 | 32 | SKP.6/R | 0-1110684-4 | 185 |
| MDL.2.2+2.Sti.C | 0-1103019-1 | 194 | Pin S 20 DF 0,08-0,2 Loose piece | 66507-9 | 32 | SKP.6/R.F | 0-1106259-3 | 185 |
| MDL.2.3+4.Bu.C | 0-1103018-2 | 195 | Pin S 20 DF 0,08-0,2 Strip Form | 66507-3 | 32 | SKP.8 | 0-1110661-3 | 185 |
| MDL.2.3+4.Sti.C | 0-1103018-1 | 195 | Pin S 20 DF 0,2-0,6 AG Loose piece | 1-66506-0 | 32 | SKP.8.F | 0-1106258-4 | 185 |
| MDL.2.45.JACK.2 | 0-1108812-2 | 199 | Pin S 20 DF 0,2-0,6 AG Strip Form | 66506-4 | 32 | SKP.8/R | 0-1110661-4 | 185 |
| MDL.2.45.JACK.5e | 0-1108812-1 | 199 | Pin S 20 DF 0,2-0,6 Loose piece | 66506-9 | 32 | SKP.8/R.F | 0-1106259-4 | 185 |
| MDL.2.45.PLUG | 0-1108813-1 | 199 | Pin S 20 DF 0,2-0,6 Strip Form | 66506-3 | 32 | Socket Dia 2,5 (Sn) 0,2-0,4 mm ² Loose | 962976-1 | 36 |
| MDL.2.8.Bu.C | 0-1103015-2 | 195 | QUICK-IN-QM | 0-1106516-1 | 178 | Socket Dia 2,5 (Sn) 0,2-0,4 mm ² Strip Form | 929969-1 | 36 |
| MDL.2.8.Sti.C | 0-1103015-1 | 195 | QUICK-IN-OSB | 0-1106515-1 | 178 | Socket Dia 2,5 (Sn) 0,5-1,0 mm ² Loose | 962977-1 | 36 |
| MDL.2.AIR.Bu | 0-1103025-2 | 200 | REDU.13/09.MS.8 | 8-1106062-6 | 192 | Socket Dia 2,5 (Sn) 0,5-1,0 mm ² Strip Form | 929970-1 | 36 |
| MDL.2.AIR.Sti | 0-1103025-1 | 200 | REDU.13/11.MS.8 | 2-1106062-6 | 192 | Socket Dia 2,5 (Sn) 1,0-2,5 mm ² Strip Form | 929971-1 | 36 |
| MDL.2.Blindmodul | 0-1103014-1 | 200 | REDU.16/11.MS.8 | 9-1106062-6 | 192 | Socket Dia 2,5 (Sn) 1,0-2,5 mm ² Loose | 962978-1 | 36 |
| MDL.2.HD.18.Bu.C | 0-1103016-2 | 196 | REDU.16/13.MS.8 | 3-1106062-6 | 192 | Socket Dia 2,5 (Sn) 2,5-4,0 mm ² Loose | 962979-1 | 36 |
| MDL.2.HD.18.Sti.C | 0-1103016-1 | 196 | REDU.21/13.MS.8 | 0-1106062-6 | 192 | Socket Dia 2,5 (Sn) 2,5-4,0 mm ² Strip Form | 929972-1 | 36 |
| MDL.2.HN.D.1+2.Bu.C | 0-1103024-2 | 194 | REDU.21/16.MS.8 | 4-1106062-6 | 192 | Socket S 20 DF 0,08-0,2 AG Loose piece | 1-66505-0 | 32 |
| MDL.2.HN.D.1+2.Sti.C | 0-1103024-1 | 194 | REDU.29/16.MS.8 | 0-1106062-7 | 192 | Socket S 20 DF 0,08-0,2 AG Strip Form | 66505-4 | 32 |
| MDL.2.HN.D.15.Bu.C | 0-1103017-2 | 196 | REDU.29/21.MS.8 | 5-1106062-6 | 192 | Socket S 20 DF 0,08-0,2 Loose piece | 66505-9 | 32 |
| MDL.2.HN.D.15.Sti.C | 0-1103017-1 | 196 | REDU.36/21.MS.8 | 1-1106062-7 | 192 | Socket S 20 DF 0,08-0,2 Strip Form | 66505-3 | 32 |
| MDL.2.HN.D.18.Bu.C | 0-1103076-2 | 196 | REDU.36/29.MS.8 | 6-1106062-6 | 192 | Socket S 20 DF 0,2-0,6 AG Loose piece | 1-66504-0 | 32 |
| MDL.2.HN.D.18.Sti.C | 0-1103076-1 | 196 | RS-M3 | 1-1106107-1 | 179 | Socket S 20 DF 0,2-0,6 AG Strip Form | 66504-4 | 32 |
| MDL.2.KX.Bu | 0-1103021-2 | 198 | RSZ.BAS | 1-1105850-8 | 34 | Socket S 20 DF 0,2-0,6 Loose piece | 66504-9 | 32 |
| MDL.2.KX.Sti | 0-1103021-1 | 198 | RSZ.BAS | 1-1105850-8 | 35 | Socket S 20 DF 0,2-0,6 Strip Form | 66504-3 | 32 |
| MDL.2.TX.4.5,4.Bu.C | 0-1103023-2 | 198 | RSZ.BAS | 1-1105850-8 | 37 | SPB-M3 | 1-1106100-1 | 180 |
| MDL.2.TX.4.5,4.Sti.C | 0-1103023-1 | 198 | RSZ.BAS | 1-1105850-8 | 38 | S-Schelle groß | 0-1102081-1 | 182 |
| MDL.2.TX.4.8,5.Bu.C | 0-1103022-2 | 198 | RSZ.BAS | 1-1105850-8 | 39 | S-Schelle klein | 0-1102082-1 | 182 |
| MDL.2.TX.4.8,5.Sti.C | 0-1103022-1 | 198 | RSZ.BAS | 1-1105850-8 | 40 | STR ACT DAHT MIN COAXICON | 0-0045740-2 | 43 |
| MDL.2.VT-KX.Bu | 0-1103020-2 | 199 | RSZ.BAS | 1-1105850-8 | 41 | TDS.11.M | 1-1106001-9 | 189 |
| MDL.2.VT-KX.Sti | 0-1103020-1 | 199 | RSZ.HE/HA-LC 0,14-4 mm ² | 1-1105852-8 | 34 | TDS.13.M | 2-1106001-9 | 189 |
| MDL2-GR.0/U-3 | 0-1108784-1 | 72 | RSZ.HE/HA-LC 0,14-4 mm ² | 1-1105852-8 | 37 | TDS.16.M | 3-1106001-9 | 189 |
| MDL2-GR.0/U-3 | 0-1108784-1 | 201 | RSZ.HE/HA-LC 0,14-4 mm ² | 1-1105852-8 | 38 | TDS.21.M | 4-1106001-9 | 189 |
| MDL2-GR.0-4.B1-2 | 0-1108783-1 | 86 | RSZ.HE-HN.D-HVT | 1-1105851-8 | 34 | TDS.29.M | 5-1106001-9 | 189 |
| MDL2-GR.0-6.B1-3 | 0-1108782-1 | 114 | RSZ.HE-HN.D-HVT | 1-1105851-8 | 37 | TDS.36.M | 6-1106001-9 | 189 |
| MDL2-GR.0-6.B1-3 | 0-1108782-1 | 159 | RSZ.HE-HN.D-HVT | 1-1105851-8 | 38 | TDS.42.M | 7-1106001-9 | 189 |
| MDL2-GR.0-6.B1-3 | 0-1108782-1 | 202 | RSZ.HSM-LC 0,14+2,5 mm ² | 1-1105870-8 | 40 | THURRED HEAD TYCO | 523168-5 | 38 |
| MDL2-GR.0-6.B1-3 | 0-1108782-1 | 203 | RSZ.HSM-LC 4+10 mm ² | 2-1105870-8 | 40 | Turnet | 523168-5 | 38 |
| MDL2-GR.0-6.B4-6 | 0-1108782-4 | 203 | RSZ.HSS-LC 10+16 mm ² | 2-1105652-8 | 41 | Turnet | 523168-6 | 37 |
| MDL2-GR.0-6.B4-6 | 0-1108782-4 | 203 | RSZ.HSS-LC 6+25 mm ² | 1-1105652-8 | 41 | Turnet | 523168-7 | 39 |
| MDL2-GR.0-8.B1-4 | 0-1108780-1 | 171 | SAHT W/OUT DIES | 69710-1 | 43 | UPM | 1-1102975-9 | 177 |
| MDL2-GR.0-8.B1-4 | 0-1108780-1 | 202 | SB.BG.3.SET | 1-1106305-9 | 181 | „Ü-PG.11-NPT3/8“ | 1-1106066-8 | 192 |
| MDL2-GR.0-8.B1-4 | 0-1108780-1 | 202 | SB.BG.4.SET | 1-1106306-9 | 181 | „Ü-PG.13-NPT1/2“ | 2-1106066-8 | 192 |
| MDL2-GR.0-8.B1-4 | 0-1108780-1 | 203 | SB.BG.6.SET | 1-1106307-9 | 181 | „Ü-PG.16-NPT1/2“ | 3-1106066-8 | 192 |
| MDL2-GR.0-8.B5-8 | 0-1108780-6 | 171 | SB.BG.8.SET | 1-1106308-9 | 181 | „Ü-PG.21-NPT3/4“ | 4-1106066-8 | 192 |
| MDL2-GR.0-8.B5-8 | 0-1108780-6 | 203 | SB.HSS.BG.8 | 1-1106309-9 | 181 | „Ü-PG.36-NPT1.1/4“ | 6-1106066-8 | 192 |
| MDL2-GR.U-4.B1-2 | 0-1108783-2 | 86 | Schellenset 10 mm | 7-1106302-9 | 183 | ZE-HSB | 0-1108723-1 | 178 |
| MDL2-GR.U-6.B1-3 | 0-1108782-2 | 114 | Schellenset 10 mm | 7-1106302-9 | 213 | ZW.ST.11.SKT-MS | 1-1106057-4 | 191 |
| MDL2-GR.U-6.B1-3 | 0-1108782-2 | 159 | Schellenset 4,5 mm | 1-1106302-9 | 183 | ZW.ST.13.SKT-MS | 2-1106057-4 | 191 |
| MDL2-GR.U-6.B1-3 | 0-1108782-2 | 202 | Schellenset 4,5 mm | 1-1106302-9 | 213 | ZW.ST.16.SKT-MS | 3-1106057-4 | 191 |
| MDL2-GR.U-6.B1-3 | 0-1108782-2 | 203 | Schellenset 5 mm | 2-1106302-9 | 183 | ZW.ST.21.SKT-MS | 4-1106057-4 | 191 |
| MDL2-GR.U-6.B4-6 | 0-1108782-5 | 159 | Schellenset 5 mm | 2-1106302-9 | 213 | ZW.ST.29.SKT-MS | 5-1106057-4 | 191 |
| MDL2-GR.U-6.B4-6 | 0-1108782-5 | 203 | Schellenset 6 mm | 3-1106302-9 | 183 | ZW.ST.36.SKT-MS | 6-1106057-4 | 191 |
| MDL2-GR.U-8.B1-4 | 0-1108780-2 | 138 | Schellenset 6 mm | 3-1106302-9 | 213 | ZW.ST.42.SKT-MS | 7-1106057-4 | 191 |
| MDL2-GR.U-8.B1-4 | 0-1108780-2 | 171 | Schellenset 7 mm | 4-1106302-9 | 183 | | | |
| MDL2-GR.U-8.B1-4 | 0-1108780-2 | 202 | Schellenset 7 mm | 4-1106302-9 | 213 | | | |
| MDL2-GR.U-8.B1-4 | 0-1108780-2 | 203 | Schellenset 8 mm | 5-1106302-9 | 183 | | | |

Crossreferenz HTS – Tyco

| HTS PN | Tyco PN | Seite | HTS PN | Tyco PN | Seite | HTS PN | Tyco PN | Seite | HTS PN | Tyco PN | Seite |
|----------|-------------|-------|----------|-------------|-------|----------|-------------|-------|----------|-------------|-------|
| 3200002 | 1-1102975-9 | 177 | 41634881 | 1-1102179-2 | 154 | 42612480 | 1-1102343-6 | 143 | 43122433 | 2-1103640-9 | 168 |
| 33000002 | 1-1102978-9 | 177 | 41634897 | 1-1102181-2 | 154 | 42612496 | 1-1102345-6 | 143 | 43122441 | 2-1103640-3 | 168 |
| 41000041 | 1-1106100-1 | 180 | 41681000 | 2-1106206-7 | 184 | 42613281 | 1-1102362-6 | 162 | 43123541 | 2-1104012-3 | 134 |
| 41100300 | 1-1103400-1 | 45 | 41681600 | 2-1106208-7 | 184 | 42613297 | 1-1102364-6 | 162 | 43124841 | 2-1104016-3 | 134 |
| 41100400 | 1-1103402-1 | 45 | 41681600 | 2-1106208-7 | 184 | 42620679 | 1-1102253-2 | 75 | 43150019 | 1-1105100-1 | 37 |
| 41101000 | 1-1103414-1 | 60 | 41700377 | 1-1102112-2 | 50 | 42620695 | 1-1102255-2 | 75 | 43150020 | 2-1105100-1 | 37 |
| 41101600 | 1-1103416-1 | 100 | 41721069 | 1-1102133-2 | 65 | 42624881 | 1-1107001-2 | 173 | 43150021 | 3-1105100-1 | 37 |
| 41101600 | 1-1103416-1 | 152 | 41721669 | 1-1102152-2 | 105 | 42624882 | 1-1107005-2 | 173 | 43150022 | 4-1105100-1 | 37 |
| 41101600 | 1-1103416-1 | 166 | 42100662 | 1-1104204-1 | 113 | 42624897 | 1-1107003-2 | 173 | 43150023 | 5-1105100-1 | 37 |
| 41101627 | 1-1103416-7 | 152 | 42100662 | 1-1104204-1 | 156 | 42624898 | 1-1107007-2 | 173 | 43220018 | 6-1105301-1 | 38 |
| 41101627 | 1-1103416-7 | 166 | 42100663 | 1-1104206-1 | 156 | 42631079 | 1-1102274-2 | 93 | 43220019 | 1-1105301-1 | 38 |
| 41101628 | 1-1103416-8 | 152 | 42200662 | 1-1104205-1 | 113 | 42631095 | 1-1102276-2 | 93 | 43220020 | 2-1105301-1 | 38 |
| 41101628 | 1-1103416-8 | 166 | 42200662 | 1-1104205-1 | 156 | 42631680 | 1-1102299-2 | 121 | 43220021 | 3-1105301-1 | 38 |
| 41101629 | 1-1103416-9 | 166 | 42200663 | 1-1104207-1 | 156 | 42631696 | 1-1102301-2 | 121 | 43220022 | 4-1105301-1 | 38 |
| 41121040 | 2-1103414-3 | 60 | 42300669 | 1-1102243-7 | 73 | 42632480 | 1-1102331-2 | 146 | 43220023 | 5-1105301-1 | 38 |
| 41121627 | 2-1103416-7 | 152 | 42301069 | 1-1102267-6 | 87 | 42632496 | 1-1102333-2 | 146 | 43220640 | 1-1103635-1 | 66 |
| 41121627 | 2-1103416-7 | 166 | 42301070 | 1-1102270-6 | 87 | 42634881 | 1-1102391-2 | 173 | 43220641 | 2-1103635-3 | 66 |
| 41121640 | 2-1103416-3 | 100 | 42301670 | 1-1102295-6 | 115 | 42634882 | 1-1102395-2 | 173 | 43220841 | 2-1104002-3 | 68 |
| 41121640 | 2-1103416-3 | 152 | 42302470 | 1-1102325-6 | 140 | 42634897 | 1-1102393-2 | 173 | 43221040 | 1-1103637-1 | 81 |
| 41121640 | 2-1103416-3 | 166 | 42302471 | 1-1102328-6 | 140 | 42634898 | 1-1102397-2 | 173 | 43221041 | 2-1103637-3 | 81 |
| 41200300 | 1-1103401-1 | 45 | 42303271 | 1-1102351-6 | 160 | 42641079 | 1-1102286-2 | 94 | 43221441 | 2-1104006-3 | 83 |
| 41200400 | 1-1103403-1 | 45 | 42304871 | 1-1102382-7 | 172 | 42641095 | 1-1102288-2 | 94 | 43221626 | 1-1103639-1 | 155 |
| 41201000 | 1-1103415-1 | 60 | 42304872 | 1-1102385-7 | 172 | 42641680 | 1-1102308-2 | 122 | 43221631 | 2-1103639-9 | 155 |
| 41201600 | 1-1103417-1 | 100 | 42304873 | 1-1102388-7 | 172 | 42641696 | 1-1102310-2 | 122 | 43221641 | 2-1103639-3 | 106 |
| 41201600 | 1-1103417-1 | 152 | 42320669 | 1-1102240-7 | 73 | 42642480 | 1-1102343-2 | 146 | 43221641 | 2-1103639-3 | 155 |
| 41201600 | 1-1103417-1 | 166 | 42321069 | 1-1102261-6 | 87 | 42642496 | 1-1102345-2 | 146 | 43222341 | 2-1104010-3 | 108 |
| 41201627 | 1-1103417-7 | 152 | 42321070 | 1-1102264-6 | 87 | 42643281 | 1-1102362-2 | 164 | 43222433 | 2-1103641-9 | 168 |
| 41201627 | 1-1103417-7 | 166 | 42321670 | 1-1102292-6 | 115 | 42700669 | 1-1102258-2 | 76 | 43222440 | 1-1103641-1 | 168 |
| 41201628 | 1-1103417-8 | 152 | 42322470 | 1-1102316-6 | 139 | 42701069 | 1-1102279-1 | 89 | 43222441 | 2-1103641-3 | 168 |
| 41201628 | 1-1103417-8 | 166 | 42322471 | 1-1102319-6 | 139 | 42701070 | 1-1102282-1 | 89 | 43223541 | 2-1104014-3 | 134 |
| 41201629 | 1-1103417-9 | 166 | 42323271 | 1-1102348-6 | 160 | 42701670 | 1-1102304-1 | 117 | 43224841 | 2-1104018-3 | 134 |
| 41201629 | 1-1103417-9 | 166 | 42324871 | 1-1102373-7 | 172 | 42702470 | 1-1102336-1 | 141 | 43250019 | 1-1105101-1 | 37 |
| 41221040 | 2-1103415-3 | 60 | 42324872 | 1-1102376-7 | 172 | 42702471 | 1-1102339-1 | 141 | 43250020 | 2-1105101-1 | 37 |
| 41221627 | 2-1103417-7 | 152 | 42324873 | 1-1102379-7 | 172 | 42703271 | 1-1102359-1 | 161 | 43250021 | 3-1105101-1 | 37 |
| 41221627 | 2-1103417-7 | 166 | 42331005 | 0-1108713-1 | 79 | 42721069 | 1-1102279-2 | 94 | 43250022 | 4-1105101-1 | 37 |
| 41221640 | 2-1103417-3 | 100 | 42351670 | 1-1102295-1 | 118 | 42721070 | 1-1102282-2 | 94 | 43250023 | 5-1105101-1 | 37 |
| 41300377 | 1-1102101-7 | 49 | 42352470 | 1-1102325-1 | 142 | 42721670 | 1-1102304-2 | 122 | 43990400 | 1-1105850-8 | 34 |
| 41301069 | 1-1102120-7 | 63 | 42352471 | 1-1102328-1 | 142 | 42722470 | 1-1102336-2 | 147 | 43990400 | 1-1105850-8 | 35 |
| 41301669 | 1-1102139-7 | 103 | 42361069 | 1-1102267-1 | 90 | 42722471 | 1-1102339-2 | 147 | 43990400 | 1-1105850-8 | 37 |
| 41303270 | 1-1102158-6 | 130 | 42371069 | 1-1102261-1 | 90 | 42800669 | 1-1102240-3 | 77 | 43990400 | 1-1105850-8 | 38 |
| 41304871 | 1-1102175-7 | 153 | 42371670 | 1-1102292-1 | 118 | 42801069 | 1-1102261-3 | 96 | 43990400 | 1-1105850-8 | 39 |
| 41306471 | 1-1102027-7 | 167 | 42372470 | 1-1102316-1 | 142 | 42801670 | 1-1102292-3 | 123 | 43990400 | 1-1105850-8 | 40 |
| 41306472 | 1-1102030-7 | 167 | 42372471 | 1-1102319-1 | 142 | 42802470 | 1-1102316-3 | 148 | 43990400 | 1-1105850-8 | 41 |
| 41306473 | 1-1102033-7 | 167 | 42373271 | 1-1102348-1 | 162 | 42802471 | 1-1102319-3 | 148 | 43990410 | 1-1105851-8 | 34 |
| 41321069 | 1-1102117-7 | 63 | 42401069 | 1-1102267-7 | 92 | 42803271 | 1-1102348-3 | 165 | 43990410 | 1-1105851-8 | 37 |
| 41321669 | 1-1102136-7 | 103 | 42401670 | 1-1102295-7 | 120 | 42850600 | 1-1102244-8 | 77 | 43990410 | 1-1105851-8 | 38 |
| 41323270 | 1-1102155-6 | 130 | 42402470 | 1-1102325-7 | 145 | 42851000 | 1-1102271-8 | 96 | 43990412 | 1-1105652-8 | 41 |
| 41324871 | 1-1102172-7 | 153 | 42402471 | 1-1102328-7 | 145 | 42851600 | 1-1102296-8 | 123 | 43990413 | 2-1105652-8 | 41 |
| 41326471 | 1-1102002-7 | 167 | 42403271 | 1-1102351-7 | 163 | 42852400 | 1-1102291-8 | 149 | 43990414 | 1-1105852-8 | 34 |
| 41326472 | 1-1102005-7 | 167 | 42421069 | 1-1102261-7 | 92 | 42853200 | 1-1102352-8 | 165 | 43990414 | 1-1105852-8 | 37 |
| 41326473 | 1-1102008-7 | 167 | 42421670 | 1-1102292-7 | 120 | 42860679 | 1-1102249-8 | 78 | 43990414 | 1-1105852-8 | 38 |
| 41330377 | 1-1102103-7 | 49 | 42422470 | 1-1102316-7 | 144 | 42860695 | 1-1102251-8 | 78 | 47000011 | 1-1106001-9 | 189 |
| 41353270 | 1-1102158-1 | 131 | 42422471 | 1-1102319-7 | 144 | 42861079 | 1-1102274-8 | 97 | 47000013 | 2-1106001-9 | 189 |
| 41373270 | 1-1102155-1 | 131 | 42423271 | 1-1102348-7 | 163 | 42861095 | 1-1102276-8 | 97 | 47000016 | 3-1106001-9 | 189 |
| 41500300 | 1-1102105-2 | 49 | 42500600 | 1-1102244-2 | 74 | 42861680 | 1-1102299-8 | 124 | 47000021 | 4-1106001-9 | 189 |
| 41501000 | 1-1102121-2 | 64 | 42501000 | 1-1102271-1 | 88 | 42861696 | 1-1102301-8 | 124 | 47000029 | 5-1106001-9 | 189 |
| 41501600 | 1-1102140-2 | 104 | 42501600 | 1-1102296-1 | 116 | 42862480 | 1-1102331-8 | 149 | 47000036 | 6-1106001-9 | 189 |
| 41503200 | 1-1102160-1 | 130 | 42502400 | 1-1102291-1 | 140 | 42862496 | 1-1102333-8 | 149 | 47000042 | 7-1106001-9 | 189 |
| 41513200 | 1-1102165-1 | 131 | 42503200 | 1-1102352-1 | 160 | 42863281 | 1-1102354-8 | 165 | 47001113 | 1-1106058-5 | 192 |
| 41520300 | 1-1102106-2 | 49 | 42511000 | 1-1102283-6 | 91 | 42863297 | 1-1102356-8 | 165 | 47001116 | 7-1106058-5 | 192 |
| 41521000 | 1-1102122-2 | 64 | 42511600 | 1-1102305-6 | 119 | 42900669 | 1-1102205-3 | 77 | 47001316 | 2-1106058-5 | 192 |
| 41521600 | 1-1102141-2 | 104 | 42512400 | 1-1102340-6 | 143 | 42901080 | 1-1102211-3 | 96 | 47001321 | 1-1106058-5 | 192 |
| 41524800 | 1-1102177-2 | 153 | 42513200 | 1-1102360-6 | 162 | 42901670 | 1-1102220-3 | 123 | 47001621 | 3-1106058-5 | 192 |
| 41526400 | 1-1102009-2 | 167 | 42520600 | 1-1102246-2 | 74 | 42902470 | 1-1102229-3 | 148 | 47002129 | 4-1106058-5 | 192 |
| 41534800 | 1-1102176-2 | 153 | 42524800 | 1-1102389-2 | 173 | 42902471 | 1-1102232-3 | 148 | 47002936 | 5-1106058-5 | 192 |
| 41550300 | 1-1102107-2 | 49 | 42531000 | 1-1102271-2 | 93 | 42911069 | 1-1102211-6 | 87 | 47010011 | 1-1106066-8 | 192 |
| 41550367 | 1-1102110-2 | 50 | 42531600 | 1-1102296-2 | 121 | 42911070 | 1-1102214-6 | 87 | 47010013 | 2-1106066-8 | 192 |
| 41550377 | 1-1102109-2 | 50 | 42532400 | 1-1102291-2 | 145 | 42911670 | 1-1102220-6 | 115 | 47010016 | 3-1106066-8 | 192 |
| 41590379 | 1-1102114-2 | 50 | 42533200 | 1-1102352-2 | 164 | 42931069 | 1-1102211-1 | 90 | 47010021 | 4-1106066-8 | 192 |
| 41601079 | 1-1102124-2 | 64 | 42541000 | 1-1102283-2 | 93 | 43120018 | 6-1105300-1 | 38 | 47010036 | 6-1106066-8 | 192 |
| 41601095 | 1-1102126-2 | 64 | 42541600 | 1-1102305-2 | 121 | 43120019 | 1-1105300-1 | 38 | 47041309 | 8-1106062-6 | 192 |
| 41601679 | 1-1102143-2 | 104 | 42542400 | 1-1102340-2 | 145 | 43120020 | 2-1105300-1 | 38 | 47041311 | 2-1106062-6 | 192 |
| 41601695 | 1-1102145-2 | 104 | 42543200 | 1-1102360-2 | 164 | 43120021 | 3-1105300-1 | 38 | 47041611 | 9-1106062-6 | 192 |
| 41603280 | 1-1102162-1 | 130 | 42600679 | 1-1102249-2 | 74 | 43120022 | 4-1105300-1 | 38 | 47041613 | 3-1106062-6 | 192 |
| 41603296 | 1-1102164-1 | 130 | 42600695 | 1-1102251-2 | 74 | 43120023 | 5-1105300-1 | 38 | 47042113 | 0-1106062-6 | 192 |
| 41613280 | 1-1102167-1 | 131 | 42601079 | 1-1102274-1 | 88 | 43120640 | 1-1103634-1 | 66 | 47042116 | 4-1106062-6 | 192 |
| 41613296 | 1-1102169-1 | 131 | 42601095 | 1-1102276-1 | 88 | 43120641 | 2-1103634-3 | 66 | 47042916 | 0-1106062-7 | 192 |
| 41621079 | 1-1102128-2 | 65 | 42601680 | 1-1102299-1 | 116 | 43120841 | 2-1104000-3 | 68 | 47042921 | 5-1106062-6 | 192 |
| 41621095 | 1-1102130-2 | 65 | 42601696 | 1-1102301-1 | 116 | 43121040 | 1-1103636-1 | 81 | 47043621 | 1-1106062-7 | 192 |
| 41621679 | 1-1102147-2 | 105 | 42602480 | 1-1102331-1 | 141 | 43121041 | 2-110 | | | | |

Crossreferenz HTS – Tyco

| HTS PN | Tyco PN | Seite | HTS PN | Tyco PN | Seite | HTS PN | Tyco PN | Seite | HTS PN | Tyco PN | Seite |
|----------|-------------|-------|----------|-------------|-------|----------|-------------|-------|------------|---------------|-------|
| 47070016 | 3-1106051-1 | 193 | 49302470 | 1-1102502-6 | 87 | 49634081 | 1-1102579-2 | 121 | 68692400 | 3-1106202-5 | 185 |
| 47070021 | 4-1106051-1 | 193 | 49302471 | 1-1102505-6 | 87 | 49634096 | 1-1102577-2 | 121 | 68694000 | 3-1106203-5 | 126 |
| 47070029 | 5-1106051-1 | 193 | 49302569 | 1-1102536-7 | 103 | 49634097 | 1-1102581-2 | 121 | 68694000 | 3-1106203-5 | 185 |
| 47080011 | 1-1106052-1 | 193 | 49302570 | 1-1102539-7 | 103 | 49636480 | 1-1103346-2 | 146 | 68696400 | 3-1106204-5 | 151 |
| 47080021 | 4-1106052-1 | 193 | 49304070 | 1-1102570-6 | 116 | 49636481 | 1-1103350-2 | 146 | 68696400 | 3-1106204-5 | 185 |
| 47080036 | 6-1106052-1 | 193 | 49304071 | 1-1102573-6 | 116 | 49636496 | 1-1103348-2 | 146 | 68906472 | 1-1102623-5 | 150 |
| 47080042 | 7-1106052-1 | 193 | 49306470 | 1-1103341-6 | 140 | 49636497 | 1-1103352-2 | 146 | 70160145 | 0-1108600-1 | 43 |
| 47120011 | 1-1106005-7 | 190 | 49306471 | 1-1103344-6 | 140 | 49642481 | 1-1102525-2 | 94 | 70165845 | 1-1105350-1 | 43 |
| 47120013 | 2-1106005-7 | 190 | 49321569 | 1-1102427-7 | 63 | 49642496 | 1-1102523-2 | 94 | 70165945 | 2-1105350-1 | 43 |
| 47120016 | 3-1106005-7 | 190 | 49321570 | 1-1102430-7 | 63 | 49642497 | 1-1102527-2 | 94 | 70260145 | 0-1108601-1 | 43 |
| 47120021 | 4-1106005-7 | 190 | 49321670 | 1-1102461-7 | 73 | 49644080 | 1-1102589-2 | 122 | 70265845 | 1-1105351-1 | 43 |
| 47120029 | 5-1106005-7 | 190 | 49322470 | 1-1102496-6 | 87 | 49644081 | 1-1102593-2 | 122 | 70265945 | 2-1105351-1 | 43 |
| 47120036 | 6-1106005-7 | 190 | 49322471 | 1-1102499-6 | 87 | 49644096 | 1-1102591-2 | 122 | 432216440 | 1-1103639-1 | 106 |
| 47120042 | 7-1106005-7 | 190 | 49322569 | 1-1102530-7 | 103 | 49644097 | 1-1102595-2 | 122 | 442680600 | 5-1106207-7 | 184 |
| 47300011 | 1-1106004-9 | 189 | 49322570 | 1-1102533-7 | 103 | 49646480 | 1-1103360-2 | 146 | 442681000 | 5-1106213-6 | 184 |
| 47300013 | 2-1106004-9 | 189 | 49324070 | 1-1102564-6 | 115 | 49646481 | 1-1103364-2 | 146 | 449300777 | 1-1102416-7 | 51 |
| 47300016 | 3-1106004-9 | 189 | 49324071 | 1-1102567-6 | 115 | 49646496 | 1-1103362-2 | 146 | 449330777 | 1-1102418-7 | 51 |
| 47300021 | 4-1106004-9 | 189 | 49326470 | 1-1103336-6 | 139 | 49646497 | 1-1103366-2 | 146 | 449500700 | 1-1102419-2 | 51 |
| 47300029 | 5-1106004-9 | 189 | 49326471 | 1-1103338-6 | 139 | 49701670 | 1-1102489-2 | 76 | 449550700 | 1-1102420-2 | 52 |
| 47300036 | 6-1106004-9 | 189 | 49354070 | 1-1102570-1 | 118 | 49704070 | 1-1102584-1 | 117 | 449550777 | 1-1102422-2 | 52 |
| 47300042 | 7-1106004-9 | 189 | 49354071 | 1-1102573-1 | 118 | 49704071 | 1-1102587-1 | 117 | 449700777 | 1-1102424-2 | 52 |
| 47500011 | 1-1106006-9 | 190 | 49356470 | 1-1103341-1 | 142 | 49706470 | 1-1103355-1 | 141 | 749151701 | 1-1105000-3 | 35 |
| 47500013 | 2-1106006-9 | 190 | 49356471 | 1-1103344-1 | 142 | 49706471 | 1-1103358-1 | 141 | 749151702 | 1-1105000-2 | 35 |
| 47500016 | 3-1106006-9 | 190 | 49362471 | 1-1102505-1 | 90 | 49721569 | 1-1102455-2 | 65 | 749151901 | 2-1105000-3 | 35 |
| 47500021 | 4-1106006-9 | 190 | 49372470 | 1-1102496-1 | 90 | 49721570 | 1-1102458-2 | 65 | 749151902 | 3-1105000-2 | 35 |
| 47500029 | 5-1106006-9 | 190 | 49372471 | 1-1102499-1 | 90 | 49722471 | 1-1102519-2 | 94 | 749152101 | 4-1105000-3 | 35 |
| 47500036 | 6-1106006-9 | 190 | 49374070 | 1-1102564-1 | 118 | 49722570 | 1-1102561-2 | 105 | 749251701 | 1-1105001-3 | 35 |
| 47500042 | 7-1106006-9 | 190 | 49374071 | 1-1102567-1 | 118 | 49724070 | 1-1102584-2 | 122 | 749251901 | 2-1105001-3 | 35 |
| 47700011 | 1-1106053-1 | 193 | 49376470 | 1-1103336-1 | 142 | 49724071 | 1-1102587-2 | 122 | 749252101 | 4-1105001-3 | 35 |
| 47700013 | 2-1106053-1 | 193 | 49376471 | 1-1103338-1 | 142 | 49726470 | 1-1103355-2 | 147 | 1643120018 | 6-1105300-2 | 38 |
| 47700016 | 3-1106053-1 | 193 | 49402470 | 1-1102502-7 | 92 | 49726471 | 1-1103358-2 | 147 | 1643120019 | 1-1105300-2 | 38 |
| 47700021 | 4-1106053-1 | 193 | 49402471 | 1-1102505-7 | 92 | 49801670 | 1-1102461-3 | 77 | 1643120020 | 2-1105300-2 | 38 |
| 47700029 | 5-1106053-1 | 193 | 49404070 | 1-1102570-7 | 120 | 49802470 | 1-1102496-3 | 96 | 1643120021 | 3-1105300-2 | 38 |
| 47700036 | 6-1106053-1 | 193 | 49404071 | 1-1102573-7 | 120 | 49802471 | 1-1102499-3 | 96 | 1643120022 | 4-1105300-2 | 38 |
| 47700042 | 7-1106053-1 | 193 | 49406470 | 1-1103341-7 | 145 | 49804070 | 1-1102564-3 | 123 | 1643120023 | 5-1105300-2 | 38 |
| 47710011 | 1-1106053-2 | 193 | 49406471 | 1-1103344-7 | 145 | 49804071 | 1-1102567-3 | 123 | 1643150019 | 1-1105100-2 | 37 |
| 47710013 | 2-1106053-2 | 193 | 49422470 | 1-1102496-7 | 92 | 49806470 | 1-1103336-3 | 148 | 1643150020 | 2-1105100-2 | 37 |
| 47710029 | 5-1106053-2 | 193 | 49424070 | 1-1102564-7 | 120 | 49806471 | 1-1103338-3 | 148 | 1643150021 | 3-1105100-2 | 37 |
| 47710042 | 7-1106053-2 | 193 | 49424071 | 1-1102567-7 | 120 | 49861680 | 1-1102472-8 | 78 | 1643150022 | 4-1105100-2 | 37 |
| 47900011 | 1-1106056-3 | 191 | 49426470 | 1-1103336-7 | 144 | 49861696 | 1-1102474-8 | 78 | 1643150023 | 5-1105100-2 | 37 |
| 47900013 | 2-1106056-3 | 191 | 49426471 | 1-1103338-7 | 144 | 49862481 | 1-1102511-8 | 97 | 1643220018 | 6-1105301-2 | 38 |
| 47900016 | 3-1106056-3 | 191 | 49601579 | 1-1102438-2 | 64 | 49862497 | 1-1102513-8 | 97 | 1643220019 | 1-1105301-2 | 38 |
| 47900021 | 4-1106056-3 | 191 | 49601580 | 1-1102442-2 | 64 | 49866480 | 1-1103346-8 | 149 | 1643220020 | 2-1105301-2 | 38 |
| 47900029 | 5-1106056-3 | 191 | 49601595 | 1-1102440-2 | 64 | 49866481 | 1-1103350-8 | 149 | 1643220021 | 3-1105301-2 | 38 |
| 47900036 | 6-1106056-3 | 191 | 49601596 | 1-1102444-2 | 64 | 49866497 | 1-1103352-8 | 149 | 1643220022 | 4-1105301-2 | 38 |
| 47900042 | 7-1106056-3 | 191 | 49601680 | 1-1102472-2 | 75 | 49906471 | 1-1102405-3 | 148 | 1643220023 | 5-1105301-2 | 38 |
| 47950011 | 1-1106057-4 | 191 | 49601696 | 1-1102474-2 | 75 | 49906472 | 1-1102408-3 | 148 | 1643250019 | 1-1105101-2 | 37 |
| 47950013 | 2-1106057-4 | 191 | 49602480 | 1-1102507-1 | 88 | 66122429 | 1-1103640-9 | 168 | 1643250020 | 2-1105101-2 | 37 |
| 47950016 | 3-1106057-4 | 191 | 49602481 | 1-1102511-1 | 88 | 66222429 | 1-1103641-9 | 168 | 1643250021 | 3-1105101-2 | 37 |
| 47950021 | 4-1106057-4 | 191 | 49602496 | 1-1102509-1 | 88 | 68300367 | 1-1102600-5 | 53 | 1643250022 | 4-1105101-2 | 37 |
| 47950029 | 5-1106057-4 | 191 | 49602497 | 1-1102513-1 | 88 | 68301669 | 1-1102635-5 | 79 | 1643250023 | 5-1105101-2 | 37 |
| 47950036 | 6-1106057-4 | 191 | 49602579 | 1-1102541-2 | 104 | 68302469 | 1-1102644-5 | 98 | 1649150019 | 2-1105050-2 | 34 |
| 47950042 | 7-1106057-4 | 191 | 49602580 | 1-1102545-2 | 104 | 68302470 | 1-1102646-5 | 98 | 1649150020 | 3-1105050-2 | 34 |
| 47990011 | 1-1106055-2 | 191 | 49602595 | 1-1102543-2 | 104 | 68304070 | 1-1102653-5 | 125 | 1649150021 | 4-1105050-2 | 34 |
| 47990013 | 2-1106055-2 | 191 | 49602596 | 1-1102547-2 | 104 | 68304071 | 1-1102655-5 | 125 | 1649150022 | 5-1105050-2 | 34 |
| 47990016 | 3-1106055-2 | 191 | 49604080 | 1-1102575-1 | 116 | 68306470 | 1-1102662-5 | 150 | 1649250018 | 1-1105051-2 | 34 |
| 47990021 | 4-1106055-2 | 191 | 49604081 | 1-1102579-1 | 116 | 68306471 | 1-1102664-5 | 150 | 1649250019 | 2-1105051-2 | 34 |
| 47990029 | 5-1106055-2 | 191 | 49604096 | 1-1102577-1 | 116 | 68321669 | 1-1102631-5 | 79 | 1649250020 | 3-1105051-2 | 34 |
| 47990036 | 6-1106055-2 | 191 | 49604097 | 1-1102581-1 | 116 | 68322469 | 1-1102640-5 | 98 | 1649250021 | 4-1105051-2 | 34 |
| 47990042 | 7-1106055-2 | 191 | 49606480 | 1-1103346-1 | 141 | 68322470 | 1-1102642-5 | 98 | 1649250022 | 5-1105051-2 | 34 |
| 49120741 | 2-1103002-3 | 48 | 49606481 | 1-1103350-1 | 141 | 68324070 | 1-1102649-5 | 125 | 2149120024 | 2-1103200-3 | 70 |
| 49121541 | 2-1103004-3 | 62 | 49606496 | 1-1103348-1 | 141 | 68324071 | 1-1102651-5 | 125 | 2149120042 | 2-1103204-3 | 85 |
| 49121641 | 2-1103006-3 | 69 | 49606497 | 1-1103352-1 | 141 | 68326470 | 1-1102658-5 | 150 | 2149120072 | 2-1103208-3 | 109 |
| 49122441 | 2-1103008-3 | 84 | 49612496 | 1-1102523-6 | 91 | 68326471 | 1-1102660-5 | 150 | 2149120072 | 2-1103208-3 | 157 |
| 49122541 | 2-1103010-3 | 102 | 49614080 | 1-1102589-6 | 119 | 68500300 | 1-1102603-5 | 53 | 2149120108 | 2-1103216-3 | 169 |
| 49122541 | 2-1103010-3 | 129 | 49614081 | 1-1102593-6 | 119 | 68501600 | 1-1102638-5 | 79 | 2149120108 | 2-1103216-3 | 169 |
| 49124041 | 2-1103012-3 | 110 | 49614096 | 1-1102591-6 | 119 | 68502400 | 1-1102647-5 | 98 | 2149120841 | 2-1103104-3 | 47 |
| 49124041 | 2-1103012-3 | 158 | 49614097 | 1-1102595-6 | 119 | 68504000 | 1-1102656-5 | 125 | 2149121541 | 2-1103106-3 | 61 |
| 49126441 | 2-1103032-3 | 136 | 49616480 | 1-1103360-6 | 143 | 68506400 | 1-1102665-5 | 151 | 2149122541 | 2-1103108-3 | 101 |
| 49126441 | 2-1103032-3 | 170 | 49616481 | 1-1103364-6 | 143 | 68503030 | 1-1102602-5 | 53 | 2149122541 | 2-1103108-3 | 128 |
| 49170051 | 1-1106102-1 | 180 | 49616496 | 1-1103362-6 | 143 | 68550367 | 1-1102601-5 | 54 | 2149124041 | 2-1103110-3 | 109 |
| 49180050 | 1-1106107-1 | 179 | 49616497 | 1-1103366-6 | 143 | 68551600 | 1-1102606-5 | 79 | 2149124041 | 2-1103110-3 | 157 |
| 49220741 | 2-1103003-3 | 48 | 49621579 | 1-1102446-2 | 65 | 68552400 | 1-1102612-5 | 99 | 2149126441 | 2-1103112-3 | 135 |
| 49221541 | 2-1103005-3 | 62 | 49621580 | 1-1102450-2 | 65 | 68554000 | 1-1102618-5 | 125 | 2149126441 | 2-1103112-3 | 169 |
| 49221641 | 2-1103007-3 | 69 | 49621595 | 1-1102448-2 | 65 | 68556400 | 1-1102626-5 | 151 | 2149130072 | 2-1103209-3 | 157 |
| 49222441 | 2-1103009-3 | 84 | 49621596 | 1-1102452-2 | 65 | 68601679 | 1-1102604-5 | 80 | 2149130108 | 2-1103217-3 | 169 |
| 49222541 | 2-1103011-3 | 102 | 49621680 | 1-1102480-2 | 75 | 68601695 | 1-1102605-5 | 80 | 2149150018 | 1-1105050-1 | 34 |
| 49222541 | 2-1103011-3 | 129 | 49621696 | 1-1102482-2 | 75 | 68602480 | 1-1102610-5 | 99 | 2149220024 | 2-1103202-3 | 70 |
| 49224041 | 2-1103013-3 | 110 | 49622579 | 1-1102549-2 | 105 | 68602496 | 1-1102611-5 | 99 | 2149220042 | 2-1103206-3</ | |

Crossreferenz HTS – Tyco

| HTS PN | Tyco PN | Seite | HTS PN | Tyco PN | Seite | HTS PN | Tyco PN | Seite | HTS PN | Tyco PN | Seite |
|------------|-------------|-------|------------|-------------|-------|------------|-------------|-------|------------|-------------|-------|
| 2149222541 | 2-1103109-3 | 128 | 5142641095 | 2-1102288-2 | 94 | 5149636481 | 2-1103350-2 | 146 | 5169604080 | 4-1102726-5 | 126 |
| 2149224041 | 2-1103111-3 | 109 | 5142641680 | 2-1102308-2 | 122 | 5149642480 | 2-1102521-2 | 94 | 5169604096 | 4-1102727-5 | 126 |
| 2149224041 | 2-1103111-3 | 157 | 5142641696 | 2-1102310-2 | 122 | 5149642481 | 2-1102525-2 | 94 | 5169606481 | 4-1102734-5 | 151 |
| 2149226441 | 2-1103113-3 | 135 | 5142642480 | 2-1102343-2 | 146 | 5149642497 | 2-1102527-2 | 94 | 5169606497 | 4-1102735-5 | 151 |
| 2149226441 | 2-1103113-3 | 169 | 5142700669 | 2-1102258-2 | 76 | 5149644080 | 2-1102589-2 | 122 | 5169906471 | 4-1102732-5 | 150 |
| 2149230072 | 2-1103213-3 | 157 | 5142701069 | 2-1102279-1 | 89 | 5149644081 | 2-1102593-2 | 122 | 5169906472 | 4-1102733-5 | 150 |
| 2149230108 | 2-1103221-3 | 169 | 5142701670 | 2-1102304-1 | 117 | 5149644096 | 2-1102591-2 | 122 | 9000001197 | 1-1106302-9 | 183 |
| 2149250018 | 1-1105051-1 | 34 | 5142702470 | 2-1102336-1 | 141 | 5149644097 | 2-1102595-2 | 122 | 9000001197 | 1-1106302-9 | 213 |
| 2149250019 | 2-1105051-1 | 34 | 5142800669 | 2-1102240-3 | 77 | 5149646481 | 2-1103364-2 | 146 | 9000001198 | 2-1106302-9 | 183 |
| 2149250020 | 3-1105051-1 | 34 | 5142801069 | 2-1102261-3 | 96 | 5149701670 | 2-1102489-2 | 76 | 9000001198 | 2-1106302-9 | 213 |
| 2149250021 | 4-1105051-1 | 34 | 5142801670 | 2-1102292-3 | 123 | 5149704071 | 2-1102587-1 | 117 | 9000001199 | 3-1106302-9 | 183 |
| 2149250022 | 5-1105051-1 | 34 | 5142802470 | 2-1102316-3 | 148 | 5149722471 | 2-1102519-2 | 94 | 9000001199 | 3-1106302-9 | 213 |
| 5141300377 | 2-1102101-7 | 49 | 5142803271 | 2-1102348-3 | 165 | 5149801670 | 2-1102461-3 | 77 | 9000001200 | 4-1106302-9 | 183 |
| 5141500300 | 2-1102105-2 | 49 | 5142804873 | 2-1102234-3 | 174 | 5149802470 | 2-1102496-3 | 96 | 9000001200 | 4-1106302-9 | 213 |
| 5141501000 | 2-1102121-2 | 64 | 5142804874 | 2-1102236-3 | 174 | 5149802471 | 2-1102499-3 | 96 | 9000001201 | 5-1106302-9 | 183 |
| 5141550300 | 2-1102107-2 | 49 | 5142850600 | 2-1102244-8 | 77 | 5149804070 | 2-1102564-3 | 123 | 9000001201 | 5-1106302-9 | 213 |
| 5142300669 | 2-1102243-7 | 73 | 5142851000 | 2-1102271-8 | 96 | 5149804071 | 2-1102567-3 | 123 | 9000001202 | 6-1106302-9 | 183 |
| 5142301069 | 2-1102267-6 | 87 | 5142851600 | 2-1102296-8 | 123 | 5149806471 | 2-1103338-3 | 148 | 9000001202 | 6-1106302-9 | 213 |
| 5142301070 | 2-1102270-6 | 87 | 5142852400 | 2-1102291-8 | 149 | 5149861680 | 2-1102472-8 | 78 | 9000001203 | 7-1106302-9 | 183 |
| 5142301670 | 2-1102295-6 | 115 | 5142853200 | 2-1102352-8 | 165 | 5149861696 | 2-1102474-8 | 78 | 9000001203 | 7-1106302-9 | 213 |
| 5142302470 | 2-1102325-6 | 140 | 5142854800 | 2-1102237-8 | 174 | 5149862481 | 2-1102511-8 | 97 | 9000001204 | 1-1106303-9 | 183 |
| 5142302471 | 2-1102328-6 | 140 | 5142860679 | 2-1102249-8 | 78 | 5149862497 | 2-1102513-8 | 97 | 9000001204 | 1-1106303-9 | 213 |
| 5142303271 | 2-1102351-6 | 160 | 5142860695 | 2-1102251-8 | 78 | 5149866481 | 2-1103350-8 | 149 | 9000001205 | 1-1106304-9 | 183 |
| 5142304872 | 2-1102385-7 | 172 | 5142861079 | 2-1102274-8 | 97 | 5149866497 | 2-1103352-8 | 149 | 9000001205 | 1-1106304-9 | 213 |
| 5142320669 | 2-1102240-7 | 73 | 5142861095 | 2-1102276-8 | 97 | 5149906472 | 2-1102408-3 | 148 | 9000001457 | 1-1106301-9 | 182 |
| 5142321069 | 2-1102261-6 | 87 | 5142861680 | 2-1102299-8 | 124 | 5168300367 | 2-1102600-5 | 53 | 9000001533 | 2-1106303-9 | 183 |
| 5142321070 | 2-1102264-6 | 87 | 5142861696 | 2-1102301-8 | 124 | 5168301669 | 2-1102635-5 | 79 | 9000001533 | 2-1106303-9 | 213 |
| 5142321670 | 2-1102292-6 | 115 | 5142862480 | 2-1102331-8 | 149 | 5168301670 | 2-1102637-5 | 79 | 9000001583 | 0-1105051-1 | 182 |
| 5142322470 | 2-1102316-6 | 139 | 5142900669 | 2-1102205-3 | 77 | 5168302469 | 2-1102644-5 | 98 | 9000001585 | 0-1102081-1 | 182 |
| 5142322471 | 2-1102319-6 | 139 | 5142901080 | 2-1102211-3 | 96 | 5168304071 | 2-1102655-5 | 125 | 9000001656 | 3-1106303-9 | 183 |
| 5142323271 | 2-1102348-6 | 139 | 5142901670 | 2-1102220-3 | 123 | 5168306471 | 2-1102664-5 | 150 | 9000001656 | 3-1106303-9 | 213 |
| 5142324872 | 2-1102376-7 | 172 | 5142902471 | 2-1102232-3 | 148 | 5168321669 | 2-1102631-5 | 79 | 9000002146 | 0-1102082-1 | 182 |
| 5142361069 | 2-1102267-1 | 90 | 5142910669 | 2-1102205-7 | 73 | 5168321670 | 2-1102633-5 | 79 | 9041001219 | 0-1107196-1 | 186 |
| 5142371069 | 2-1102261-1 | 90 | 5142911069 | 2-1102211-6 | 87 | 5168322470 | 2-1102642-5 | 98 | 9041001220 | 0-1107196-2 | 186 |
| 5142372471 | 2-1102319-1 | 142 | 5142911070 | 2-1102214-6 | 87 | 5168324071 | 2-1102651-5 | 125 | 9041001221 | 0-1107196-3 | 186 |
| 5142401069 | 2-1102267-7 | 92 | 5142921069 | 2-1102211-7 | 92 | 5168326471 | 2-1102660-5 | 150 | 9041001222 | 0-1107197-1 | 186 |
| 5142401670 | 2-1102295-7 | 120 | 5149301670 | 2-1102467-7 | 74 | 5168500300 | 2-1102603-5 | 53 | 9041001223 | 0-1107197-2 | 186 |
| 5142402471 | 2-1102328-7 | 145 | 5149302470 | 2-1102502-6 | 87 | 5168501600 | 2-1102638-5 | 79 | 9041001224 | 0-1107197-3 | 186 |
| 5142403271 | 2-1102305-6 | 163 | 5149302471 | 2-1102505-6 | 87 | 5168502400 | 2-1102647-5 | 98 | 9041001328 | 2-1103100-3 | 47 |
| 5142421005 | 2-1102259-7 | 92 | 5149304070 | 2-1102570-6 | 116 | 5168504000 | 2-1102656-5 | 125 | 9041001329 | 2-1103101-3 | 47 |
| 5142421069 | 2-1102261-7 | 92 | 5149304071 | 2-1102573-6 | 116 | 5168506400 | 2-1102665-5 | 151 | 9041001330 | 2-1103000-3 | 48 |
| 5142421670 | 2-1102292-7 | 120 | 5149306470 | 2-1103341-6 | 140 | 5168516400 | 2-1102628-5 | 151 | 9041001331 | 2-1103001-3 | 48 |
| 5142422470 | 2-1102316-7 | 144 | 5149306471 | 2-1103344-6 | 140 | 5168530300 | 2-1102602-5 | 53 | 9043001534 | 2-1104200-3 | 137 |
| 5142422471 | 2-1102319-7 | 144 | 5149320871 | 2-1102411-6 | 139 | 5168550367 | 2-1102601-5 | 54 | 9043001535 | 2-1104202-3 | 137 |
| 5142423271 | 2-1102348-7 | 163 | 5149320872 | 2-1102414-6 | 140 | 5168551600 | 2-1102606-5 | 79 | 9043001550 | 3-1105150-1 | 41 |
| 5142500600 | 2-1102244-2 | 74 | 5149321670 | 2-1102461-7 | 73 | 5168552400 | 2-1102612-5 | 99 | 9043001551 | 4-1105150-1 | 41 |
| 5142501000 | 2-1102271-1 | 88 | 5149322470 | 2-1102496-6 | 87 | 5168554000 | 2-1102618-5 | 125 | 9043001552 | 5-1105150-1 | 41 |
| 5142501600 | 2-1102296-1 | 116 | 5149322471 | 2-1102499-6 | 87 | 5168556400 | 2-1102626-5 | 151 | 9043001553 | 3-1105151-1 | 41 |
| 5142502400 | 2-1102291-1 | 140 | 5149324070 | 2-1102564-6 | 115 | 5168601679 | 2-1102604-5 | 80 | 9043001554 | 4-1105151-1 | 41 |
| 5142503200 | 2-1102352-1 | 160 | 5149324071 | 2-1102567-6 | 115 | 5168601695 | 2-1102605-5 | 80 | 9043001555 | 5-1105151-1 | 41 |
| 5142511000 | 2-1102283-6 | 91 | 5149326470 | 2-1103336-6 | 139 | 5168602496 | 2-1102611-5 | 99 | 9043001622 | 1-1105653-8 | 42 |
| 5142511600 | 2-1102305-6 | 119 | 5149326471 | 2-1103338-6 | 139 | 5168604066 | 2-1102617-5 | 126 | 9043001622 | 1-1105653-8 | 42 |
| 5142512400 | 2-1102340-6 | 143 | 5149354070 | 2-1102570-1 | 118 | 5168606496 | 2-1102625-5 | 151 | 9043001640 | 3-1105150-2 | 41 |
| 5142513200 | 2-1102360-6 | 162 | 5149356471 | 2-1103344-1 | 142 | 5168690300 | 4-1106200-5 | 54 | 9043001641 | 4-1105150-2 | 41 |
| 5142520600 | 2-1102246-2 | 74 | 5149362470 | 2-1102502-1 | 90 | 5168691600 | 4-1106201-5 | 80 | 9043001642 | 5-1105150-2 | 41 |
| 5142524800 | 2-1102389-2 | 173 | 5149362471 | 2-1102505-1 | 90 | 5168691600 | 4-1106201-5 | 80 | 9043001643 | 3-1105151-2 | 41 |
| 5142531000 | 2-1102271-2 | 93 | 5149372470 | 2-1102496-1 | 90 | 5168691600 | 4-1106201-5 | 185 | 9043001644 | 4-1105151-2 | 41 |
| 5142531600 | 2-1102296-2 | 121 | 5149372471 | 2-1102499-1 | 90 | 5168692400 | 4-1106202-5 | 99 | 9043001645 | 5-1105151-2 | 41 |
| 5142532400 | 2-1102291-2 | 145 | 5149374070 | 2-1102564-1 | 118 | 5168692400 | 4-1106202-5 | 185 | 9043001675 | 7-1103640-1 | 168 |
| 5142533200 | 2-1102352-2 | 164 | 5149374071 | 2-1102567-1 | 118 | 5168694000 | 4-1106203-5 | 126 | 9043001676 | 7-1103641-1 | 168 |
| 5142541000 | 2-1102283-2 | 93 | 5149376471 | 2-1103338-1 | 142 | 5168694000 | 4-1106203-5 | 185 | 9043001949 | 4-1105250-1 | 40 |
| 5142541600 | 2-1102305-2 | 121 | 5149402471 | 2-1102505-7 | 92 | 5168696400 | 4-1106204-5 | 151 | 9043001950 | 5-1105250-1 | 40 |
| 5142542400 | 2-1102340-2 | 145 | 5149404070 | 2-1102570-7 | 120 | 5168696400 | 4-1106204-5 | 185 | 9043001951 | 6-1105250-1 | 40 |
| 5142543200 | 2-1102360-2 | 164 | 5149406471 | 2-1103344-7 | 145 | 5168906471 | 2-1102622-5 | 150 | 9043001955 | 4-1105251-1 | 40 |
| 5142600679 | 2-1102249-2 | 74 | 5149422470 | 2-1102496-7 | 92 | 5168906471 | 2-1102622-5 | 150 | 9043001956 | 5-1105251-1 | 40 |
| 5142600695 | 2-1102251-2 | 74 | 5149424070 | 2-1102564-7 | 120 | 5168906472 | 2-1102623-5 | 150 | 9043001957 | 6-1105251-1 | 40 |
| 5142601079 | 2-1102274-1 | 88 | 5149424071 | 2-1102567-7 | 120 | 5168906472 | 2-1102623-5 | 150 | 9043002220 | 2-1105250-1 | 40 |
| 5142601095 | 2-1102276-1 | 88 | 5149426471 | 2-1103338-7 | 144 | 5169300367 | 4-1102700-5 | 53 | 9043002221 | 2-1105251-1 | 40 |
| 5142601680 | 2-1102299-1 | 116 | 5149601680 | 2-1102472-2 | 75 | 5169301669 | 4-1102706-5 | 79 | 9043002222 | 3-1105250-1 | 40 |
| 5142601696 | 2-1102301-1 | 116 | 5149601696 | 2-1102474-2 | 75 | 5169302470 | 4-1102715-5 | 98 | 9043002223 | 3-1105251-1 | 40 |
| 5142602480 | 2-1102331-1 | 141 | 5149602480 | 2-1102507-1 | 88 | 5169304071 | 4-1102725-5 | 125 | 9043002286 | 1-1105250-1 | 40 |
| 5142602496 | 2-1102333-1 | 141 | 5149602481 | 2-1102511-1 | 88 | 5169321669 | 4-1102704-5 | 79 | 9043002287 | 1-1105251-1 | 40 |
| 5142603281 | 2-1102354-1 | 161 | 5149602496 | 2-1102509-1 | 88 | 5169322470 | 4-1102714-5 | 98 | 9049000838 | 0-1108741-3 | 184 |
| 5142603297 | 2-1102356-1 | 161 | 5149604080 | 2-1102575-1 | 116 | 5169324071 | 4-1102723-5 | 125 | 9049001724 | 1-1102411-6 | 139 |
| 5142611079 | 2-1102286-6 | 91 | 5149604081 | 2-1102579-1 | 116 | 5169326471 | 4-1102755-5 | 150 | 9049001788 | 1-1102414-6 | 140 |
| 5142611680 | 2-1102308-6 | 119 | 5149604096 | 2-1102577-1 | 116 | 5169500300 | 4-1102703-5 | 53 | 90 | | |

Ihre Notizen/Your comments:

Ihre Notizen/Your comments:

Ihre Notizen/Your comments:

Ihre Notizen/Your comments:

Ihre Notizen/*Your comments:*

FOR MORE INFORMATION

te.com/products/HTS

TE Technical Support Center

Internet: te.com/help
USA: +1 (800) 522-6752
Canada: +1 (905) 475-6222
Mexico: +52 (0) 55-1106-0800
Latin/S. America: +54 (0) 11-4733-2200
Germany: +49 (0) 6251-133-1999
UK: +44 (0) 800-267666
France: +33 (0) 1-3420-8686
Netherlands: +31 (0) 73-6246-999
China: +86 (0) 400-820-6015

Part numbers in this brochure are RoHS Compliant*, unless marked otherwise.

*as defined www.te.com/leadfree

te.com

© 2011 Tyco Electronics Corporation, a TE Connectivity Ltd. Company. All Rights Reserved.

889745-2 CIS WR 08/2011

AMP, HTS, TE Connectivity and the TE connectivity (logo) are trademarks.

Other logos, product and Company names mentioned herein may be trademarks of their respective owners.

While TE has made every reasonable effort to ensure the accuracy of the information in this catalog, TE does not guarantee that it is error-free, nor does TE make any other representation, warranty or guarantee that the information is accurate, correct, reliable or current. TE reserves the right to make any adjustments to the information contained herein at any time without notice. TE expressly disclaims all implied warranties regarding the information contained herein, including, but not limited to, any implied warranties of merchantability or fitness for a particular purpose. The dimensions in this catalog are for reference purposes only and are subject to change without notice. Specifications are subject to change without notice. Consult TE for the latest dimensions and design specifications.

